

HARGER FANTASY FOOTBALL LEAGUE RULES AND REGULATIONS  
2010

**Table of Contents**

<b>TEAM OWNERS</b> .....	2
<b>COSTS</b> .....	2
<b>DRAFT</b> .....	2
<b>SCORING SYSTEM</b> .....	3
<b>ROSTERS</b> .....	3
<b>STARTING LINE-UP</b> .....	4
<b>PICKING UP PLAYERS</b> .....	4
<b>TRADES</b> .....	5
<b>TIEBREAKERS</b> .....	5
<b>POWER POINTS</b> .....	5
<b>MISCELLANEOUS</b> .....	5

HARGER FANTASY FOOTBALL LEAGUE RULES AND REGULATIONS  
2010

## TEAM OWNERS

There are ten (10) teams in the Harger Fantasy Football League (HFFL).

TEAM NAME	TEAM OWNER
BIG SEXY	ROBIN LUCAS
THE MIGHTY WARRIORS	MARK HARGER
JJJAMMIN' ON-THE-ONE	A. J. HARGER
THE ROUGHRIDERS	BRYAN FERRYMAN
DOOMSDAY II	TOM HARGER
THE GENERAL	MATTHEW HARGER
THE FEDS	PAUL T. HARGER
THE COLUMBUS KNIGHTS	JAMIE JOHNSTON
NO MERCY!	PHILLIP HARGER
PIGSKIN PRINCESS	LEAH HARGER

## COSTS

There are costs associated with this league, although there are no fees to play in this league, if a team owner can help with any of the costs it will be appreciated (give money to Commissioner [Phillip]). **Costs include:** Software package, downloading service, printer cartridge, etc.

## DRAFT

It was voted **NOT** to select draft order on draft day but on a designated day before the draft. This will allow preparation to do mock drafts for each franchise. Each team owner will have their name selected, by an impartial non-league person from a group of ten (10) cards, one for each team owner. The first team owner selected will have tenth choice on where they want to draft, the second team owner selected will have the ninth choice, etc., and until the last team owner selected will have first choice on where they would want to draft. For example, the last team owner selected can choose to draft first or choose any draft order position. The ninth team owner selected will then choose any of the available draft positions left. This is done until all draft order positions are filled.

There will be sixteen (16) rounds in the draft. The odd rounds, (1,3,5...15), will be held in ascending order--(1,2,3,4,5,6,7,8,9,10), while the even rounds, (2,4,6...16), will be held in descending order--(10,9,8,7,6,5,4,3,2,1).

## SCORING SYSTEM

OFFENSE	PTS
TD Pass	4
TD Receiving	6
TD Rushing	6
Position Player / Punt Return for TD	6
Position Player / Kick-off Return for TD	6
Tight End TD	8
2 point conversion / Passing	2
2 point conversion / Rushing	2
2 point conversion / Receiving	2
Every 25 yards Passing	1
Every 10 yards Rushing + Receiving <sup>NEW</sup>	1
Every 10 yards Receiving	1
Every -10 yards Rushing	-1
Every -10 yards Receiving	-1
Turnovers from QB, RB, WR, TE	-1
Field Goal < 50 yards	3
Field Goal Between 50 and 59 yards	4
Field Goal >= 60 yards	6
Extra Points	1

DEFENSE	PTS
Interception	1
Fumble Recovery	1
Sack	1
Safety	2
Nine (9) to Zero (0) points allowed	1 - 10
Interception for TD	6
Fumble Recovery for TD	6
Punt Return for TD	6
Kick-off Return for TD	6

**NOTE:** Two decimal point is used to determine scoring. Scores for players are not final until the first game the following week. The Commissioner will notify owners of changes and make the proper changes to final scores and standings, if applicable.

**NEW!!!!** The Teams that have the same fantasy point total for the specified week (They may not be playing each other), the teams tied will get the higher power point total. For example, if Team A ties Team C in week 2 for the third highest point total (90.45) for the week, then they both get 8 power points (plus points for a win where applicable).

## ROSTERS

Each team owner will draft a sixteen (16) man roster. Each week the team owners must select one of four (4) possible offenses and declare their starters at each position. The four offenses are as follows:

	QB	RB	WR	TE	K	DT
PRO SET	1	2	2	1	1	1
TWO TIGHT END	1	2	1	2	1	1
THREE WIDE OUT	1	2	3	0	1	1
RUN & SHOOT	1	1	4	0	1	1

**RED** = Standard in every offense.

## STARTING LINE-UP

Phone: (937) 573-7011

E-mail: [pharger1@woh.rr.com](mailto:pharger1@woh.rr.com)

Starting line-ups must be called in, e-mailed or on-line managed before kick-off of each game. If you do not call, e-mail or on-line manage your line-up, it will be taken that you have no changes and the Commissioner will use your previous week's line-up as your current line-up.

**Example:** *If a player is starting in a 4:00 p.m. game you have until that time to choose your starter. If you have a Monday night player you have until kick-off of Monday game to choose player.*

**NOTE:** If you called in a 1:00 p.m. player you can not switch him (after 1:00 p.m.) for a 4:00 p.m., 8:30 p.m., or Monday night player. You can only change a player that has not played yet.

On non-Sunday games, you only need to call in the player(s) that are going to play on those non-Sunday games. If you do not call in your players that played on a non-Sunday game and those players were in your line-up from the prior week, you must start them. Once you made this decision you can not change it after kick-off on those days and if you do not call before kick-off time to let the commissioner know about the player(s) that you want to start, then you cannot start the player(s).

**Example:** *This is WK 6 and Brett Favre was your starting QB for WK 5...the Packers play on Thursday for WK 6...you must let the Commissioner know whether you are still starting Brett Favre on Thursday...if you do not, then come Sunday you must change your QB starter.*

**NOTE:** Not calling in your line-up and keeping your previous week's line-up **does not** apply to non-Sunday games. On every non-Sunday game player you must tell the Commissioner if you are starting them or not.

## PICKING UP PLAYERS

The HFFL does not use the injured reserve, so each team owner must always keep their roster size at sixteen (16) players. Any player not drafted by a team owner is a free agent. Any team owner may use a roster move to add a player to their team. Team owners can make unlimited roster transactions without penalty.

If a team owner adds a free agent to the team then another player must be dropped from the team making that player a free agent. It is **not** necessary to drop a player position for position. For example, if a team owner uses a roster move to add a quarterback to their team, a quarterback does not have to be dropped from the team. You then must wait a week before you can pick up that same player you dropped the week before.

Every dropped player is put on waivers for 24 hours so that all teams can make a bid for that player. If two (2) or more teams make a bid on a dropped player before the 24-hour waiver period is up then the player will go to the team owner with the lowest total power points. If there are no bids on the dropped player during the 24-hour waiver period then the dropped player is then first-come, first-served.

**Starting 2010** Players may be picked up **Tuesday** through Sunday (up to game time). In 2009 HFFL season franchises are limited to just one transaction on **Wednesday's but has been moved to Tuesday's**. On **Tuesdays** you must have your desired player(s) called or e-mailed No Later Than **9 p.m.** If two or more different team owners pick up the same player on **Tuesday**, the player will go to the team owner that has the lowest total points in the power point standings. If there is a tie in power points it will be determine by the *Power Points---Week* tie breaking process (see **TIEBREAKERS**).

After Tuesday it is first-come, first-served on un-drafted players until kick-off.

**NOTE:** The Commissioner will post transactions as quickly as possible after 9:00 p.m. so team owners can see if their transaction(s) went through.

## TRADES

Trades can be made anytime Wednesday through Sunday. Trades on Sunday must be called in before 1:00 p.m.

## TIEBREAKERS

POWER POINTS / WEEK	POWER POINTS / YEAR
1.] Year-To-Date starting points*	1.] Head-To-Head
2.] Won / Lost record	2.] Won / Lost record
3.] Coin Flip	3.] Year-To-Date starting points

**NOTE:** \* If there is a tie in the first week of play, the tiebreaker will be non-starting (bench) points.

**NEW!!!** In Head to Head ties, the points for a win (4) is split between the two (2) teams. For example, if Team A ties Team B in week 2 for the third highest point total for the week, then they both get 2 points for the win added to their power point total.

## POWER POINTS

The power points system is a method used to accumulate a score for each franchise to determine the weekly winner and the overall winner. The franchise with the most power points at the end of the year wins.

How do you get power points? If you win your head-to-head match-up you get four (4) power points. This is determined by each of the franchise's starting line-up score according to the HFFL scoring system. Then the franchises are rewarded by what place they come in, this is the bonus power points. If you have the highest starting point total then you get ten (10) power points, if you have the second highest you get nine (9) power points...and one power point for coming in last. You then add the power points and bonus power points (subtract all penalties) to come up with your power point score for the week.

**NOTE:** Power points will be posted on the following website:

<http://www.hffloho.com>

## MISCELLANEOUS

- Play lasts for seventeen weeks with no play-offs.
- The official stat source [NFL.com](http://www.nfl.com).
- Change made by NFL.com before the start of the first game will be corrected.
- To change any rules and to settle any disputes, the team owners will be asked to vote on the matter and the majority will rule.
- League news, info and other happenings can be found at the official HFFL website:  
<http://www.hffloho.com>
- The web league manager is located on the following site: <https://rtsports.com/>

## Your Leagues Rules for 2010

### Table of Contents:

- [League Identity](#)
- [League Bylaws](#)
- [Season](#)
- [Special Rules](#)
- [Roster Composition](#)
- [Starting Lineup Composition](#)
- [Rushing Rules](#)
- [Passing Rules](#)
- [Receiving Rules](#)
- [Combined Yardage Rules](#)
- [Kicking Rules](#)
- [Special Teams Rules](#)
- [Defensive Rules](#)
- [Free Agent Transactions](#)
- [Trades](#)
- [Starting Lineups](#)

[Top](#)

### League Identity

- Name: **Harger Fantasy Football League**
- Commissioner: **Phillip Harger**
- Commissioner Email: [pdharger@yahoo.com](mailto:pdharger@yahoo.com)
- League Number: 72770
- Guest URL: <http://www.rtsports.com/fantasy-football-league/72770>

[Top](#)

### League Bylaws

- No additional league bylaws defined.

[Top](#)

### Season

- Play begins in NFL Week 1.
- Season lasts through NFL Week 17.

[Top](#)

### Special Rules

- One team represents both defensive and special teams units.
- Game tie-breaker option: None
- Standings Tie Breakers:
  1. Total Points Scored in Games  
(double headers count twice, bye weeks do not count)
  2. Divisional Record
  3. Head-To-Head Competition  
(winning percentage against all tied teams)

[Top](#)

### Roster Composition

Total players per roster: 16

<u>Position</u>	<u>Minimum</u>	<u>Maximum</u>
Quarterback	0	6
Running Back	0	10
Wide Receiver	0	10
Tight End	0	10
Kicker	0	5
Defense/Special Team	0	4

[Top](#)

### Starting Lineup Composition

Maximum Starters per team: 8

<u>Position</u>	<u>Minimum</u>	<u>Maximum</u>
Quarterback	1	1
Running Back	1	2
Wide Receiver	1	4
Tight End	0	2
Kicker	1	1
Defense/Special Team	1	1

Top

## Rushing Rules

Category		Rushing Rule
Scores	<b>1 rule defined:</b> For position: QBs, RBs, WRs, TEs, Ks	<ul style="list-style-type: none"> <li>6.0 point(s) for each touchdown.</li> <li>2.0 point(s) for each 2-point conversion.</li> </ul>
Length of Rushing Touchdowns	No rules defined.	
Total Rushing Yardage	No rules defined.	
Total Rushing Attempts	No rules defined.	
Yards Per Rush	No rules defined.	
ALL Fumbles	No rules defined.	
Fumbles Lost	<b>1 rule defined:</b> For position: QBs, RBs, WRs, TEs, Ks	<ul style="list-style-type: none"> <li>1.0 point(s) <b>deducted</b> for each 1 fumble(s) <b>lost</b>, starting with 1 fumble(s) <b>lost</b>.</li> </ul>

Top

## Passing Rules

Category		Passing Rule
Scores	<b>1 rule defined:</b> For position: QBs, RBs, WRs, TEs, Ks	<ul style="list-style-type: none"> <li>4.0 point(s) for each touchdown.</li> <li>2.0 point(s) for each 2-point conversion.</li> </ul>
Length of Passing Touchdowns	No rules defined.	
Total Passing Yardage	<b>1 rule defined:</b> For position: QBs, RBs, WRs, TEs, Ks	<ul style="list-style-type: none"> <li>0.04 bonus point(s) each 1 total yards, starting with 1 yard(s).</li> </ul>
Total Passing Attempts	No rules defined.	
Total Completions	No rules defined.	
Passing Completion Percentage	No rules defined.	
Yards Per Completion	No rules defined.	
Yards Per Attempt	No rules defined.	
Incompletions	No rules defined.	
Interceptions	<b>1 rule defined:</b> For position: QBs, RBs, WRs, TEs, Ks	

	<ul style="list-style-type: none"> <li>1.0 point(s) <b>deducted</b> for each 1 interception(s), starting with 1 interception(s).</li> </ul>
<b>Times Sacked</b>	<i>No rules defined.</i>

[Top](#)

### Receiving Rules

Category Receiving Rule	
<b>Scores</b>	<p><b>2 rules defined:</b> For position: TEs</p> <ul style="list-style-type: none"> <li>8.0 point(s) for each touchdown.</li> <li>2.0 point(s) for each 2-point conversion.</li> </ul> <p>For position: QBs, RBs, WRs, Ks</p> <ul style="list-style-type: none"> <li>6.0 point(s) for each touchdown.</li> <li>2.0 point(s) for each 2-point conversion.</li> </ul>
<b>Length of Touchdown Receptions</b>	<i>No rules defined.</i>
<b>Total Receiving Yardage</b>	<i>No rules defined.</i>
<b>Total Receptions</b>	<i>No rules defined.</i>
<b>Yards Per Reception</b>	<i>No rules defined.</i>

[Top](#)

### Combined Yardage Rules

Category Combined Rule	
<b>Total Combined Rushing And Receiving Yardage</b>	<p><b>1 rule defined:</b> For position: QBs, RBs, WRs, TEs, Ks</p> <ul style="list-style-type: none"> <li>-0.1 bonus point(s) each -1 total yards, starting with -1 yard(s).</li> <li>0.1 bonus point(s) each 1 total yards, starting with 1 yard(s).</li> </ul>
<b>Total Combined Rushing And Passing Yardage</b>	<i>No rules defined.</i>
<b>Total Combined Rushing, Passing and Receiving Yardage</b>	<i>No rules defined.</i>

[Top](#)

### Kicking Rules

Category Kicking Rule	
<b>Scores</b>	<p><b>This rule applies to all positions.</b></p> <ul style="list-style-type: none"> <li>0.0 point(s) for each successful field goal.</li> <li>1.0 point(s) for each successful PAT.</li> <li>0.0 point(s) <b>deducted</b> for each missed PAT.</li> </ul>
<b>Length of Successful Field Goals</b>	<p><b>1 rule defined:</b> For position: Ks</p> <ul style="list-style-type: none"> <li>3.0 bonus point(s) for scores from 0 to 49 yards.</li> <li>4.0 bonus point(s) for scores from 50 to 59 yards.</li> <li>6.0 bonus point(s) for scores from 60 to 100 yards.</li> </ul>
<b>Missed Field Goals</b>	<i>No rules defined.</i>



**Length Of Missed Field Goals** *No rules defined.*

[Top](#)

## Special Teams Rules

Category Special Teams Rule	
<b>Scores</b>	<b>1 rule defined:</b> For position: QBs, RBs, WRs, TEs, Ks, Def/STs <ul style="list-style-type: none"><li>6 points for each kickoff return touchdown.</li><li>6 point(s) for each punt return touchdown.</li></ul>
<b>Length of Special Teams Touchdowns</b>	<i>No rules defined.</i>
<b>Total Punt Return Yardage</b>	<i>No rules defined.</i>
<b>Total Kickoff Return Yardage</b>	<i>No rules defined.</i>
<b>Total Combined Kickoff And Punt Return Yardage</b>	<i>No rules defined.</i>

[Top](#)

## Defensive Rules

Category Defensive Rule	
<b>Defensive Scores</b>	<b>1 rule defined:</b> For position: Def/STs <ul style="list-style-type: none"><li>6.0 point(s) for each touchdown.</li><li>2.0 point(s) for each safety.</li></ul>
<b>Defensive SPECIAL TEAMS Scores</b>	<b>1 rule defined:</b> For position: Def/STs <ul style="list-style-type: none"><li>6.0 point(s) for each touchdown.</li><li>0.0 point(s) for each safety.</li></ul>
<b>Length of Defensive Touchdowns</b>	<i>No rules defined.</i>
<b>Length of Defensive SPECIAL TEAMS Touchdowns</b>	<i>No rules defined.</i>
<b>Total Points Allowed</b>	<b>1 rule defined:</b> For position: Def/STs <ul style="list-style-type: none"><li>10.0 bonus points for shutout.</li><li>8.0 point(s) for 2 to 2 points allowed.</li><li>7.0 point(s) for 3 to 3 points allowed.</li><li>6.0 point(s) for 4 to 4 points allowed.</li><li>5.0 point(s) for 5 to 5 points allowed.</li><li>4.0 point(s) for 6 to 6 points allowed.</li><li>3.0 point(s) for 7 to 7 points allowed.</li><li>2.0 point(s) for 8 to 8 points allowed.</li><li>1.0 point(s) for 9 to 9 points allowed.</li></ul>
<b>Total Net Yards Allowed</b>	<i>No rules defined.</i>
<b>Total Net Rushing Yards Allowed</b>	<i>No rules defined.</i>
<b>Total Net Passing Yards Allowed</b>	<i>No rules defined.</i>
<b>Blocked Field Goals</b>	<i>No rules defined.</i>
<b>Blocked PATs</b>	<i>No rules defined.</i>
<b>Blocked Punts</b>	<i>No rules defined.</i>
<b>Sacks</b>	<b>1 rule defined:</b> For position: Def/STs

	<ul style="list-style-type: none"> <li>1.0 bonus point(s) for each 1 sack(s), starting with 1 sack(s).</li> </ul>
<b>Total Sack Yardage</b>	<i>No rules defined.</i>
<b>Fumbles Forced</b>	<i>No rules defined.</i>
<b>Fumbles Recovered</b>	<b>1 rule defined:</b> For position: Def/STs <ul style="list-style-type: none"> <li>1.0 bonus point(s) for each 1 opponent's fumble(s) recovered, starting with 1 opponent's fumble(s) recovered.</li> </ul>
<b>Interceptions</b>	<b>1 rule defined:</b> For position: Def/STs <ul style="list-style-type: none"> <li>1.0 bonus point(s) for each 1 interception(s), starting with 1 interception(s).</li> </ul>
<b>Turnovers (Fumbles Recovered + Interceptions)</b>	<i>No rules defined.</i>
<b>Tackles</b>	<i>No rules defined.</i>
<b>Assists</b>	<i>No rules defined.</i>
<b>Passes Defensed</b>	<i>No rules defined.</i>

[Top](#)

## Free Agent Transactions

- Team owners may acquire free agents via the waiver wire process.
  - After the weekly waiver wire, team owners may acquire free agents anytime within league transaction times.
  - Owners may not acquire a player once the player's game has started, regardless of transaction deadlines.
  - Free agents are available 1 day(s) after release.
  - Unlimited free agent acquisitions per fantasy week.
  - Unlimited free agent acquisitions per year.
  - Waiver wire during your fantasy season only, starting in Fantasy Week 2.
  - Waiver wire order is determined by the league commissioner.
  - Owners may acquire up to 1 players per waiver wire.
- Deadlines for waiver wire picks, beginning in Fantasy Week 2. Waiver period opens on Tuesdays at 7:00 a.m. ET:  
Wednesdays at 9:00 pm
  - Open Free Agent Transaction Deadlines:

<u>Fantasy</u>	<u>Open</u>	<u>Deadline</u>
Week 1	Mon, Sep 06 12:00 am ET	Mon, Sep 13 1:00 pm ET
Week 2	Thu, Sep 16 6:00 pm ET	Mon, Sep 20 1:00 pm ET
Week 3	Thu, Sep 23 6:00 pm ET	Mon, Sep 27 1:00 pm ET
Week 4	Thu, Sep 30 6:00 pm ET	Mon, Oct 04 1:00 pm ET
Week 5	Thu, Oct 07 6:00 pm ET	Mon, Oct 11 1:00 pm ET
Week 6	Thu, Oct 14 6:00 pm ET	Mon, Oct 18 1:00 pm ET
Week 7	Thu, Oct 21 6:00 pm ET	Mon, Oct 25 1:00 pm ET
Week 8	Thu, Oct 28 6:00 pm ET	Mon, Nov 01 1:00 pm ET
Week 9	Thu, Nov 04 6:00 pm ET	Mon, Nov 08 1:00 pm ET
Week 10	Thu, Nov 11 6:00 pm ET	Mon, Nov 15 1:00 pm ET
Week 11	Thu, Nov 18 6:00 pm ET	Mon, Nov 22 1:00 pm ET
Week 12	Thu, Nov 25 6:00 pm ET	Mon, Nov 29 1:00 pm ET
Week 13	Thu, Dec 02 6:00 pm ET	Mon, Dec 06 1:00 pm ET
Week 14	Thu, Dec 09 6:00 pm ET	Mon, Dec 13 1:00 pm ET

Week 15	Thu, Dec 16 6:00 pm ET	Mon, Dec 20 1:00 pm ET
Week 16	Thu, Dec 23 6:00 pm ET	Mon, Dec 27 1:00 pm ET
Week 17	Thu, Dec 30 6:00 pm ET	Mon, Jan 03 1:00 pm ET
Offseason	Thu, Jan 06 6:00 pm ET	Sun, Jan 09 1:00 pm ET

[Top](#)  
**Trades**

- Open trading is permitted, no approval required.
- League wide notification sent for COMPLETED trades.
- Trading of future draft picks NOT allowed in this league.
- Trade Deadlines:

<u>Fantasy</u>	<u>Open</u>	<u>Deadline</u>
Week 1	-	Sun, Sep 12 12:59 pm ET
Week 2	Tue, Sep 14 7:00 am ET	Sun, Sep 19 12:59 pm ET
Week 3	Tue, Sep 21 7:00 am ET	Sun, Sep 26 12:59 pm ET
Week 4	Tue, Sep 28 7:00 am ET	Sun, Oct 03 12:59 pm ET
Week 5	Tue, Oct 05 7:00 am ET	Sun, Oct 10 12:59 pm ET
Week 6	Tue, Oct 12 7:00 am ET	Sun, Oct 17 12:59 pm ET
Week 7	Tue, Oct 19 7:00 am ET	Sun, Oct 24 12:59 pm ET
Week 8	Tue, Oct 26 7:00 am ET	Sun, Oct 31 12:59 pm ET
Week 9	Tue, Nov 02 7:00 am ET	Sun, Nov 07 12:59 pm ET
Week 10	Tue, Nov 09 7:00 am ET	Sun, Nov 14 12:59 pm ET
Week 11	Tue, Nov 16 7:00 am ET	Sun, Nov 21 12:59 pm ET
Week 12	Tue, Nov 23 7:00 am ET	Sun, Nov 28 12:59 pm ET
Week 13	Tue, Nov 30 7:00 am ET	Sun, Dec 05 12:59 pm ET
Week 14	Tue, Dec 07 7:00 am ET	Sun, Dec 12 12:59 pm ET
Week 15	Tue, Dec 14 7:00 am ET	Sun, Dec 19 12:59 pm ET
Week 16	Tue, Dec 21 7:00 am ET	Sun, Dec 26 12:59 pm ET
Week 17	Wed, Dec 29 7:00 am ET	Sun, Jan 02 12:59 pm ET
Offseason	Mon, Jan 03 7:00 am ET	Sun, Jan 09 12:59 pm ET

[Top](#)  
**Starting Lineups**

- Owners may change their own starting lineup each week.
- Starting Lineup Deadlines:

<u>Fantasy</u>	<u>Open</u>	<u>Deadline</u>
Week 1	-	Mon, Sep 13 9:00 pm ET
Week 2	Tue, Sep 14 7:00 am ET	Mon, Sep 20 9:00 pm ET
Week 3	Tue, Sep 21 7:00 am ET	Mon, Sep 27 9:00 pm ET
Week 4	Tue, Sep 28 7:00 am ET	Mon, Oct 04 9:00 pm ET
Week 5	Tue, Oct 05 7:00 am ET	Mon, Oct 11 9:00 pm ET
Week 6	Tue, Oct 12 7:00 am ET	Mon, Oct 18 9:00 pm ET
Week 7	Tue, Oct 19 7:00 am ET	Mon, Oct 25 9:00 pm ET
Week 8	Tue, Oct 26 7:00 am ET	Mon, Nov 01 9:00 pm ET
Week 9	Tue, Nov 02 7:00 am ET	Mon, Nov 08 9:00 pm ET
Week 10	Tue, Nov 09 7:00 am ET	Mon, Nov 15 9:00 pm ET
Week 11	Tue, Nov 16 7:00 am ET	Mon, Nov 22 9:00 pm ET
Week 12	Tue, Nov 23 7:00 am ET	Mon, Nov 29 9:00 pm ET

Week 13	Tue, Nov 30 7:00 am ET	Mon, Dec 06 9:00 pm ET
Week 14	Tue, Dec 07 7:00 am ET	Mon, Dec 13 9:00 pm ET
Week 15	Tue, Dec 14 7:00 am ET	Mon, Dec 20 9:00 pm ET
Week 16	Tue, Dec 21 7:00 am ET	Mon, Dec 27 9:00 pm ET
Week 17	Wed, Dec 29 7:00 am ET	Mon, Jan 03 9:00 pm ET
Offseason	Mon, Jan 03 7:00 am ET	Sun, Jan 09 9:00 pm ET

January 1, 2011 10:31 AM ET

Draft Board

Rnd	No Mercy	TMW	Doomsday II	The General	JJJammin	PP	The Feds	Roughriders	TCK	Big Sexy
1	Chris Johnson Ten/9	Adrian Peterson Min/4	Maurice Jones-Drew Jac/9	Frank Gore SF/9	Michael Turner Atl/8	Andre Johnson Hou/7	Ray Rice Bal/8	Ryan Mathews SD/10	Aaron Rodgers GB/10	Peyton Manning Ind/7
2	Calvin Johnson Det/7	Arian Foster Hou/7	DeAngelo Williams Car/6	Larry Fitzgerald Ari/6	Ryan Grant GB/10	Matt Schaub Hou/7	Steven Jackson StL/9	Drew Brees NO/10	Randy Moss NE/5	Brandon Marshall Mia/5
3	Miles Austin Dal/4	Tony Romo Dal/4	Greg Jennings GB/10	Reggie Wayne Ind/7	Roddy White Atl/8	Rashard Mendenhall Pit/5	DeSean Jackson Phi/8	Anquan Boldin Bal/8	Cedric Benson Cin/6	Mike Wallace Pit/5
4	Philip Rivers SD/10	Antonio Gates SD/10	Pierre Thomas NO/10	Steve Smith Car/6	Dallas Clark Ind/7	Ronnie Brown Mia/5	Marques Colston NO/10	Jahvid Best Det/7	Jamaal Charles KC/4	LeSean McCoy Phi/8
5	Shonn Greene NYJ/7	Tony Gonzalez Atl/8	Vernon Davis SF/9	Tom Brady NE/5	Steve Smith NYG/8	Chad Ochocinco Cin/6	Chris Wells Ari/6	Michael Crabtree SF/9	Joseph Addai Ind/7	Felix Jones Dal/4
6	Wes Welker NE/5	C.J. Spiller Buf/6	Jonathan Stewart Car/6	Jermichael Finley GB/10	Knowshon Moreno Den/9	Matt Forte Chi/8	Hines Ward Pit/5	Bernard Berrian Min/4	Vincent Jackson SD/10	Mike Sims-Walker Jac/9
7	Dwayne Bowe KC/4	Jay Cutler Chi/8	Kevin Kolb Phi/8	Reggie Bush NO/10	Brett Favre Min/4	Donald Driver GB/10	Terrell Owens Cin/6	Jason Witten Dal/4	Percy Harvin Min/4	Thomas Jones KC/4
8	Carson Palmer Cin/6	Minnesota Min/4	Matt Ryan Atl/8	Hakeem Nicks NYG/8	Ricky Williams Mia/5	Lee Evans Buf/6	Joe Flacco Bal/8	Jacoby Jones Hou/7	Kenny Britt Ten/9	Green Bay GB/10
9	Santana Moss Was/9	Mason Crosby GB/10	Johnny Knox Chi/8	Clinton Portis Was/9	Steve Breaston Ari/6	Marion Barber Dal/4	Justin Forsett Sea/5	Jerome Harrison Cle/8	Eli Manning NYG/8	Jeremy Maclin Phi/8
10	Malcom Floyd SD/10	Dez Bryant Dal/4	Brent Celek Phi/8	Derrick Mason Bal/8	LaDainian Tomlinson NYJ/7	Ahmad Bradshaw NYG/8	Pierre Garcon Ind/7	New Orleans NO/10	Santonio Holmes NYJ/7	Brandon Jacobs NYG/8
11	Owen Daniels Hou/7	Mike Williams Sea/5	Darren McFadden Oak/10	Cadillac Williams TB/4	Fred Jackson Buf/6	Chester Taylor Chi/8	Demaryius Thomas Den/9	Visanthe Shiancoe Min/4	Nate Kaeding SD/10	Julian Edelman NE/5
12	Lance Moore NO/10	Jabar Gaffney Den/9	Chris Chambers KC/4	Donovan McNabb Was/9	Nate Burleson Det/7	Braylon Edwards NYJ/7	Kellen Winslow TB/4	Tim Hightower Ari/6	New York Jets NYJ/7	Zach Miller Oak/10
13	Javon Ringer Ten/9	San Francisco SF/9	Baltimore Bal/8	Garrett Hartley NO/10	Stephen Gostkowski NE/5	Devin Aromashodu Chi/8	Philadelphia Phi/8	David Akers Phi/8	Jerricho Cotchery NYJ/7	Chris Cooley Was/9
14	David Buehler Dal/4	Donald Brown Ind/7	Robert Meachem NO/10	Pittsburgh Pit/5	Laurence Maroney NE/5	David Garrard Jac/9	Lawrence Tynes NYG/8	Laurent Robinson StL/9	Roy Williams Dal/4	Chad Henne Mia/5
15	Ryan Longwell Min/4	Josh Cribbs Cle/8	Matt Prater Den/9	Nick Folk NYJ/7	New England NE/5	Rob Bironas Ten/9	Brian Westbrook SF/9	Jermaine Gresham Cin/6	Robbie Gould Chi/8	Jeff Reed Pit/5
16	New York Giants NYG/8	Heath Miller Pit/5	Adam Vinatieri Ind/7	Miami Mia/5	Matt Hasselbeck Sea/5	Chicago Chi/8	Victor Cruz NYG/8	Ben Roethlisberger Pit/5	Dallas Dal/4	Cincinnati Cin/6



# Harger Fantasy Football League

## Big Sexy - Robin Lucas

Peyton Manning	QB	IND	@ HOU	0.00	0.00
Chad Henne	QB	MIA	@ BUF	0.00	0.00
Thomas Jones	RB	KAN	vs SDG	0.00	0.00
Brandon Jacobs	RB	NYG	vs CAR	0.00	0.00
Felix Jones	RB	DAL	@ WAS	0.00	0.00
LeSean McCoy	RB	PHI	vs GNB	0.00	0.00
Brandon Marshall	WR	MIA	@ BUF	0.00	0.00
Mike Sims-Walker	WR	JAC	vs DEN	0.00	0.00
Jeremy Maclin	WR	PHI	vs GNB	0.00	0.00
Mike Wallace	WR	PIT	vs ATL	0.00	0.00
Julian Edelman	WR	NWE	vs CIN	0.00	0.00
Chris Cooley	TE	WAS	vs DAL	0.00	0.00
Zach Miller	TE	OAK	@ TEN	0.00	0.00
Jeff Reed	K	PIT	vs ATL	0.00	0.00
Cincinnati Bengals	D/ST	CIN	@ NWE	0.00	0.00
Green Bay Packers	D/ST	GNB	@ PHI	0.00	0.00

## Pigskin Princess - Leah Harger

David Garrard	QB	JAC	vs DEN	0.00	0.00
Matt Schaub	QB	HOU	vs IND	0.00	0.00
Chester Taylor	RB	CHI	vs DET	0.00	0.00
Ronnie Brown	RB	MIA	@ BUF	0.00	0.00
Marion Barber	RB	DAL	@ WAS	0.00	0.00
Ahmad Bradshaw	RB	NYG	vs CAR	0.00	0.00
Rashard Mendenhall	RB	PIT	vs ATL	0.00	0.00
Matt Forte	RB	CHI	vs DET	0.00	0.00
Donald Driver	WR	GNB	@ PHI	0.00	0.00
Chad Ochocinco	WR	CIN	@ NWE	0.00	0.00
Andre Johnson	WR	HOU	vs IND	0.00	0.00
Lee Evans	WR	BUF	vs MIA	0.00	0.00
Braylon Edwards	WR	NYJ	vs BAL	0.00	0.00
Devin Aromashodu	WR	CHI	vs DET	0.00	0.00
Rob Bironas	K	TEN	vs OAK	0.00	0.00
Chicago Bears	D/ST	CHI	vs DET	0.00	0.00

## Doomsday II - Tom Harger

Kevin Kolb	QB	PHI	vs GNB *	0.00	0.00
DeAngelo Williams	RB	CAR	@ NYG *	0.00	0.00
Maurice Jones-Drew	RB	JAC	vs DEN *	0.00	0.00
Greg Jennings	WR	GNB	@ PHI *	0.00	0.00
Johnny Knox	WR	CHI	vs DET *	0.00	0.00
Vernon Davis	TE	SFO	@ SEA *	0.00	0.00
Matt Prater	K	DEN	@ JAC *	0.00	0.00
Baltimore Ravens	D/ST	BAL	@ NYJ *	0.00	0.00
Matt Ryan	QB	ATL	@ PIT *	0.00	0.00
Pierre Thomas	RB	NOR	vs MIN	0.00	0.00
Darren McFadden	RB	OAK	@ TEN	0.00	0.00
Jonathan Stewart	RB	CAR	@ NYG	0.00	0.00
Chris Chambers	WR	KAN	vs SDG	0.00	0.00
Robert Meachem	WR	NOR	vs MIN	0.00	0.00
Brent Celek	TE	PHI	vs GNB	0.00	0.00
Adam Vinatieri	K	IND	@ HOU	0.00	0.00

## Roughriders - Bryan Ferryman

Drew Brees	QB	NOR	vs MIN *	0.00	0.00
Ryan Mathews	RB	SDG	@ KAN *	0.00	0.00
Jahvid Best	RB	DET	@ CHI *	0.00	0.00
Anquan Boldin	WR	BAL	@ NYJ *	0.00	0.00
Laurent Robinson	WR	STL	vs ARI *	0.00	0.00
Michael Crabtree	WR	SFO	@ SEA *	0.00	0.00
David Akers	K	PHI	vs GNB *	0.00	0.00
New Orleans Saints	D/ST	NOR	vs MIN *	0.00	0.00
Ben Roethlisberger	QB	PIT	vs ATL	0.00	0.00
Jerome Harrison	RB	CLE	@ TAM	0.00	0.00
Tim Hightower	RB	ARI	@ STL	0.00	0.00
Bernard Berrian	WR	MIN	@ NOR	0.00	0.00
Jacoby Jones	WR	HOU	vs IND	0.00	0.00
Jason Witten	TE	DAL	@ WAS	0.00	0.00
Visanthe Shiancoe	TE	MIN	@ NOR	0.00	0.00
Jermaine Gresham	TE	CIN	@ NWE	0.00	0.00

## JJJammin-On-The-One - A.J. Harger

Brett Favre	QB	MIN	@ NOR	0.00	0.00
Matt Hasselbeck	QB	SEA	vs SFO	0.00	0.00
LaDainian Tomlinson	RB	NYJ	vs BAL	0.00	0.00
Ricky Williams	RB	IND	@ HOU	0.00	0.00
Michael Turner	RB	ATL	@ PIT	0.00	0.00
Ryan Grant	RB	GNB	@ PHI	0.00	0.00
Laurence Maroney	RB	NWE	vs CIN	0.00	0.00
Fred Jackson	RB	BUF	vs MIA	0.00	0.00
Knowshon Moreno	RB	DEN	@ JAC	0.00	0.00
Nate Burleson	WR	DET	@ CHI	0.00	0.00
Roddy White	WR	ATL	@ PIT	0.00	0.00
Steve Smith	WR	NYG	vs CAR	0.00	0.00
Steve Breaston	WR	ARI	@ STL	0.00	0.00
Dallas Clark	TE	IND	@ HOU	0.00	0.00
Stephen Gostkowski	K	NWE	vs CIN	0.00	0.00
New England Patriots	D/ST	NWE	vs CIN	0.00	0.00

## The Columbus Knights - Jamie Johnston

Aaron Rodgers	QB	GNB	@ PHI *	0.00	0.00
Cedric Benson	RB	CIN	@ NWE *	0.00	0.00
Joseph Addai	RB	IND	@ HOU *	0.00	0.00
Randy Moss	WR	NWE	vs CIN *	0.00	0.00
Percy Harvin	WR	MIN	@ NOR *	0.00	0.00
Kenny Britt	WR	TEN	vs OAK *	0.00	0.00
Nate Kaeding	K	SDG	@ KAN *	0.00	0.00
New York Jets	D/ST	NYJ	vs BAL *	0.00	0.00
Eli Manning	QB	NYG	vs CAR	0.00	0.00
Jamaal Charles	RB	KAN	vs SDG	0.00	0.00
Roy Williams	WR	DAL	@ WAS	0.00	0.00
Jerricho Cotchery	WR	NYJ	vs BAL	0.00	0.00
Vincent Jackson	WR	SDG	@ KAN	0.00	0.00
Santonio Holmes	WR	NYJ	vs BAL	0.00	0.00
Robbie Gould	K	CHI	vs DET	0.00	0.00
Dallas Cowboys	D/ST	DAL	@ WAS	0.00	0.00

## NO Mercy - Phillip Harger

Philip Rivers	QB	SDG	@ KAN *	0.00	0.00
Chris Johnson	RB	TEN	vs OAK *	0.00	0.00
Shonn Greene	RB	NYJ	vs BAL *	0.00	0.00
Miles Austin	WR	DAL	@ WAS *	0.00	0.00
Calvin Johnson	WR	DET	@ CHI *	0.00	0.00
Dwayne Bowe	WR	KAN	vs SDG *	0.00	0.00
David Buehler	K	DAL	@ WAS *	0.00	0.00
New York Giants	D/ST	NYG	vs CAR *	0.00	0.00
Carson Palmer	QB	CIN	@ NWE	0.00	0.00
Javon Ringer	RB	TEN	vs OAK	0.00	0.00
Santana Moss	WR	WAS	vs DAL	0.00	0.00
Wes Welker	WR	NWE	vs CIN	0.00	0.00
Malcom Floyd	WR	SDG	@ KAN	0.00	0.00
Lance Moore	WR	NOR	vs MIN	0.00	0.00
Owen Daniels	TE	HOU	vs IND	0.00	0.00
Ryan Longwell	K	MIN	@ NOR	0.00	0.00

## The Feds - Paul Harger

Joe Flacco	QB	BAL	@ NYJ *	0.00	0.00
Steven Jackson	RB	STL	vs ARI *	0.00	0.00
Ray Rice	RB	BAL	@ NYJ *	0.00	0.00
Terrell Owens	WR	CIN	@ NWE *	0.00	0.00
Marques Colston	WR	NOR	vs MIN *	0.00	0.00
DeSean Jackson	WR	PHI	vs GNB *	0.00	0.00
Lawrence Tynes	K	NYG	vs CAR *	0.00	0.00
Philadelphia Eagles	D/ST	PHI	vs GNB *	0.00	0.00
Brian Westbrook	RB	SFO	@ SEA	0.00	0.00
Justin Forsett	RB	SEA	vs SFO	0.00	0.00
Chris Wells	RB	ARI	@ STL	0.00	0.00
Hines Ward	WR	PIT	vs ATL	0.00	0.00
Pierre Garcon	WR	IND	@ HOU	0.00	0.00
Demaryius Thomas	WR	DEN	@ JAC	0.00	0.00
Victor Cruz	WR	NYG	vs CAR	0.00	0.00
Kellen Winslow	TE	TAM	vs CLE	0.00	0.00



## The General - Matthew Harger

Donovan McNabb	QB	WAS	vs DAL	0.00	0.00
Tom Brady	QB	NWE	vs CIN	0.00	0.00
Clinton Portis	RB	WAS	vs DAL	0.00	0.00
Carnell Williams	RB	TAM	vs CLE	0.00	0.00
Frank Gore	RB	SFO	@ SEA	0.00	0.00
Reggie Bush	RB	NOR	vs MIN	0.00	0.00
Derrick Mason	WR	BAL	@ NYJ	0.00	0.00
Steve Smith	WR	CAR	@ NYG	0.00	0.00
Reggie Wayne	WR	IND	@ HOU	0.00	0.00
Larry Fitzgerald	WR	ARI	@ STL	0.00	0.00
Hakeem Nicks	WR	NYG	vs CAR	0.00	0.00
Jermichael Finley	TE	GNB	@ PHI	0.00	0.00
Nick Folk	K	NYJ	vs BAL	0.00	0.00
Garrett Hartley	K	NOR	vs MIN	0.00	0.00
Miami Dolphins	D/ST	MIA	@ BUF	0.00	0.00
Pittsburgh Steelers	D/ST	PIT	vs ATL	0.00	0.00

## The Mighty Warriors - Mark Harger

Tony Romo	QB	DAL	@ WAS	0.00	0.00
Jay Cutler	QB	CHI	vs DET	0.00	0.00
Adrian Peterson	RB	MIN	@ NOR	0.00	0.00
Donald Brown	RB	IND	@ HOU	0.00	0.00
Arian Foster	RB	HOU	vs IND	0.00	0.00
C.J. Spiller	RB	BUF	vs MIA	0.00	0.00
Jabar Gaffney	WR	DEN	@ JAC	0.00	0.00
Joshua Cribbs	WR	CLE	@ TAM	0.00	0.00
Dez Bryant	WR	DAL	@ WAS	0.00	0.00
Mike Williams	WR	TAM	vs CLE	0.00	0.00
Tony Gonzalez	TE	ATL	@ PIT	0.00	0.00
Antonio Gates	TE	SDG	@ KAN	0.00	0.00
Heath Miller	TE	PIT	vs ATL	0.00	0.00
Mason Crosby	K	GNB	@ PHI	0.00	0.00
Minnesota Vikings	D/ST	MIN	@ NOR	0.00	0.00
San Francisco 49ers	D/ST	SFO	@ SEA	0.00	0.00

\*\* KEY: Player, Position, NFL Team, This Week's Opp, Starter, Total Pts, Avg Pts



## Week 1 Games

55.16	Doomsday II	104.78	Pigskin Princess
91.02	NO Mercy	75.92	Big Sexy
73.64	JJJammin-On-The-One	51.38	Roughriders
78.32	The General	46.42	The Columbus Knights
55.02	The Feds	115.48	The Mighty Warriors

## Week 9 Games

80.30	Doomsday II	77.06	Big Sexy
74.38	Pigskin Princess	66.12	Roughriders
106.50	NO Mercy	85.66	The Columbus Knights
95.40	JJJammin-On-The-One	97.50	The Mighty Warriors
88.56	The General	123.54	The Feds

## Week 2 Games

62.80	Doomsday II	78.86	NO Mercy
73.90	JJJammin-On-The-One	89.18	Pigskin Princess
107.82	The General	88.00	Big Sexy
69.66	The Feds	92.76	Roughriders
113.66	The Mighty Warriors	76.10	The Columbus Knights

## Week 10 Games

88.26	Doomsday II	92.06	Pigskin Princess
97.34	NO Mercy	66.60	Big Sexy
56.34	JJJammin-On-The-One	81.88	Roughriders
89.40	The General	98.02	The Columbus Knights
111.20	The Feds	111.12	The Mighty Warriors

## Week 3 Games

77.72	Doomsday II	103.00	JJJammin-On-The-One
87.58	The General	88.60	NO Mercy
98.08	The Feds	69.14	Pigskin Princess
98.64	The Mighty Warriors	76.50	Big Sexy
97.44	The Columbus Knights	83.70	Roughriders

## Week 11 Games

110.42	Doomsday II	105.02	NO Mercy
102.76	JJJammin-On-The-One	80.36	Pigskin Princess
95.04	The General	117.54	Big Sexy
116.94	The Feds	62.48	Roughriders
89.22	The Mighty Warriors	127.74	The Columbus Knights

## Week 4 Games

82.62	Doomsday II	79.32	The General
43.74	The Feds	111.34	JJJammin-On-The-One
111.66	The Mighty Warriors	82.84	NO Mercy
75.54	The Columbus Knights	89.28	Pigskin Princess
52.70	Roughriders	80.18	Big Sexy

## Week 12 Games

59.44	Doomsday II	79.02	JJJammin-On-The-One
59.14	The General	84.60	NO Mercy
87.06	The Feds	68.02	Pigskin Princess
86.22	The Mighty Warriors	74.50	Big Sexy
102.56	The Columbus Knights	105.08	Roughriders

## Week 5 Games

65.88	Doomsday II	97.34	The Feds
102.44	The Mighty Warriors	91.58	The General
110.82	The Columbus Knights	92.36	JJJammin-On-The-One
61.76	Roughriders	133.64	NO Mercy
58.76	Big Sexy	83.24	Pigskin Princess

## Week 13 Games

98.30	Doomsday II	83.64	The General
74.34	The Feds	74.94	JJJammin-On-The-One
117.58	The Mighty Warriors	74.80	NO Mercy
99.62	The Columbus Knights	80.18	Pigskin Princess
69.22	Roughriders	84.20	Big Sexy

## Week 6 Games

91.40	Doomsday II	84.80	The Mighty Warriors
75.42	The Columbus Knights	83.90	The Feds
80.58	Roughriders	62.78	The General
83.48	Big Sexy	67.92	JJJammin-On-The-One
102.20	Pigskin Princess	57.76	NO Mercy

## Week 14 Games

108.18	Doomsday II	86.10	The Feds
81.80	The Mighty Warriors	76.62	The General
52.34	The Columbus Knights	91.18	JJJammin-On-The-One
96.14	Roughriders	92.14	NO Mercy
77.26	Big Sexy	75.02	Pigskin Princess

## Week 7 Games

87.36	Doomsday II	68.50	The Columbus Knights
91.24	Roughriders	68.56	The Mighty Warriors
81.88	Big Sexy	107.80	The Feds
72.94	Pigskin Princess	54.86	The General
71.24	NO Mercy	120.02	JJJammin-On-The-One

## Week 15 Games

73.06	Doomsday II	105.48	The Mighty Warriors
109.06	The Columbus Knights	112.24	The Feds
69.58	Roughriders	66.52	The General
80.06	Big Sexy	94.40	JJJammin-On-The-One
100.30	Pigskin Princess	78.32	NO Mercy

## Week 8 Games

82.94	Doomsday II	46.90	Roughriders
60.82	Big Sexy	88.30	The Columbus Knights
66.64	Pigskin Princess	134.46	The Mighty Warriors
64.30	NO Mercy	77.12	The Feds
82.82	JJJammin-On-The-One	54.10	The General

## Week 16 Games

73.42	Doomsday II	94.36	The Columbus Knights
65.38	Roughriders	104.92	The Mighty Warriors
83.86	Big Sexy	85.28	The Feds
58.10	Pigskin Princess	83.00	The General
71.44	NO Mercy	56.40	JJJammin-On-The-One





## Week 17 Games

103.04	Doomsday II	67.94	Roughriders
62.86	Big Sexy	84.16	The Columbus Knights
61.92	Pigskin Princess	129.80	The Mighty Warriors
68.12	NO Mercy	77.70	The Feds
77.32	JJJammin-On-The-One	75.06	The General

HARGER FANTASY FOOTBALL LEAGUE  
 POWER POINT RESULTS  
 WEEKLY AND YEAR-TO-DATE  
 2010

WEEK 17

<u>TEAM</u>	<u>YTD PTS.</u>
1 THE MIGHTY WARRIORS	190
2 THE FEDS	160
3 THE COLUMBUS KNIGHTS	139
4 JJJAMMIN'-ON-THE-ONE	139
5 DOOMSDAY II	129
6 NO MERCY!	128
7 PIGSKIN PRINCESS	115
8 BIG SEXY	98
9 ROUGH RIDERS	93
10 THE GENERAL	84

<u>TEAM</u>	<u>WEEK # 17</u>
THE MIGHTY WARRIORS	14
DOOMSDAY II	13
THE COLUMBUS KNIGHTS	12
THE FEDS	11
JJJAMMIN'-ON-THE-ONE	10
THE GENERAL	5
NO MERCY!	4
ROUGH RIDERS	3
BIG SEXY	2
PIGSKIN PRINCESS	1

TOTAL MOVES

<u>TEAM</u>	<u>MOVES</u>	<u>YTD</u>
BIG SEXY	0	7
DOOMSDAY II	0	15
JJJAMMIN'-ON-THE-ONE	7	39
NO MERCY!	1	30
PIGSKIN PRINCESS	0	6
ROUGH RIDERS	2	42
THE COLUMBUS KNIGHTS	0	4
THE FEDS	0	15
THE GENERAL	0	17
THE MIGHTY WARRIORS	2	74

HARGER FANTASY FOOTBALL LEAGUE  
 POWER POINT RESULTS  
 WEEKLY AND YEAR-TO-DATE  
 2010

WEEK 16

<u>TEAM</u>	<u>YTD PTS.</u>
1 THE MIGHTY WARRIORS	176
2 THE FEDS	149
3 JJJAMMIN'-ON-THE-ONE	129
4 THE COLUMBUS KNIGHTS	127
5 NO MERCY!	124
6 DOOMSDAY II	116
7 PIGSKIN PRINCESS	114
8 BIG SEXY	96
9 ROUGH RIDERS	90
10 THE GENERAL	79

<u>TEAM</u>	<u>WEEK # 16</u>
THE MIGHTY WARRIORS	14
THE COLUMBUS KNIGHTS	13
THE FEDS	12
THE GENERAL	10
NO MERCY!	8
BIG SEXY	7
DOOMSDAY II	5
ROUGH RIDERS	3
PIGSKIN PRINCESS	2
JJJAMMIN'-ON-THE-ONE	1

TOTAL MOVES

<u>TEAM</u>	<u>MOVES</u>	<u>YTD</u>
BIG SEXY	0	7
DOOMSDAY II	1	15
JJJAMMIN'-ON-THE-ONE	3	32
NO MERCY!	4	29
PIGSKIN PRINCESS	1	6
ROUGH RIDERS	3	40
THE COLUMBUS KNIGHTS	0	4
THE FEDS	3	15
THE GENERAL	1	17
THE MIGHTY WARRIORS	3	72

HARGER FANTASY FOOTBALL LEAGUE  
 POWER POINT RESULTS  
 WEEKLY AND YEAR-TO-DATE  
 2010

WEEK 15

<u>TEAM</u>	<u>YTD PTS.</u>
1 THE MIGHTY WARRIORS	162
2 THE FEDS	137
3 JJJAMMIN'-ON-THE-ONE	128
4 NO MERCY!	116
5 THE COLUMBUS KNIGHTS	114
6 PIGSKIN PRINCESS	112
7 DOOMSDAY II	111
8 BIG SEXY	89
9 ROUGH RIDERS	87
10 THE GENERAL	69

<u>TEAM</u>	<u>WEEK # 15</u>
THE FEDS	14
THE MIGHTY WARRIORS	12
PIGSKIN PRINCESS	11
JJJAMMIN'-ON-THE-ONE	10
THE COLUMBUS KNIGHTS	9
ROUGH RIDERS	6
BIG SEXY	5
NO MERCY!	4
DOOMSDAY II	3
THE GENERAL	1

TOTAL MOVES

<u>TEAM</u>	<u>MOVES</u>	<u>YTD</u>
BIG SEXY	0	7
DOOMSDAY II	0	14
JJJAMMIN'-ON-THE-ONE	2	29
NO MERCY!	4	25
PIGSKIN PRINCESS	0	5
ROUGH RIDERS	1	37
THE COLUMBUS KNIGHTS	0	4
THE FEDS	0	12
THE GENERAL	2	18
THE MIGHTY WARRIORS	2	69

HARGER FANTASY FOOTBALL LEAGUE  
 POWER POINT RESULTS  
 WEEKLY AND YEAR-TO-DATE  
 2010

WEEK 14

<u>TEAM</u>	<u>YTD PTS.</u>
1 THE MIGHTY WARRIORS	150
2 THE FEDS	123
3 JJJAMMIN'-ON-THE-ONE	118
4 NO MERCY!	112
5 DOOMSDAY II	108
6 THE COLUMBUS KNIGHTS	105
7 PIGSKIN PRINCESS	101
8 BIG SEXY	84
9 ROUGH RIDERS	81
10 THE GENERAL	68

<u>TEAM</u>	<u>WEEK # 14</u>
DOOMSDAY II	14
ROUGH RIDERS	13
JJJAMMIN'-ON-THE-ONE	11
THE MIGHTY WARRIORS	9
BIG SEXY	8
NO MERCY!	8
THE FEDS	6
THE GENERAL	3
PIGSKIN PRINCESS	2
THE COLUMBUS KNIGHTS	1

TOTAL MOVES

<u>TEAM</u>	<u>MOVES</u>	<u>YTD</u>
BIG SEXY	0	7
DOOMSDAY II	1	14
JJJAMMIN'-ON-THE-ONE	2	27
NO MERCY!	3	21
PIGSKIN PRINCESS	0	5
ROUGH RIDERS	2	36
THE COLUMBUS KNIGHTS	0	4
THE FEDS	0	12
THE GENERAL	1	16
THE MIGHTY WARRIORS	4	67

HARGER FANTASY FOOTBALL LEAGUE  
 POWER POINT RESULTS  
 WEEKLY AND YEAR-TO-DATE  
 2010

WEEK 13

<u>TEAM</u>	<u>YTD PTS.</u>
1 THE MIGHTY WARRIORS	141
2 THE FEDS	117
3 JJJAMMIN'-ON-THE-ONE	107
4 NO MERCY!	104
5 THE COLUMBUS KNIGHTS	104
6 PIGSKIN PRINCESS	99
7 DOOMSDAY II	94
8 BIG SEXY	76
9 ROUGH RIDERS	68
10 THE GENERAL	65

<u>TEAM</u>	<u>WEEK # 13</u>
THE MIGHTY WARRIORS	14
THE COLUMBUS KNIGHTS	13
DOOMSDAY II	12
BIG SEXY	11
JJJAMMIN'-ON-THE-ONE	8
THE GENERAL	6
PIGSKIN PRINCESS	5
NO MERCY!	3
THE FEDS	2
ROUGH RIDERS	1

TOTAL MOVES

<u>TEAM</u>	<u>MOVES</u>	<u>YTD</u>
BIG SEXY	0	7
DOOMSDAY II	1	13
JJJAMMIN'-ON-THE-ONE	1	25
NO MERCY!	0	18
PIGSKIN PRINCESS	0	5
ROUGH RIDERS	5	34
THE COLUMBUS KNIGHTS	0	4
THE FEDS	1	12
THE GENERAL	2	15
THE MIGHTY WARRIORS	8	63

HARGER FANTASY FOOTBALL LEAGUE  
 POWER POINT RESULTS  
 WEEKLY AND YEAR-TO-DATE  
 2010

WEEK 12

<u>TEAM</u>	<u>YTD PTS.</u>
1 THE MIGHTY WARRIORS	127
2 THE FEDS	115
3 NO MERCY!	101
4 JJJAMMIN'-ON-THE-ONE	99
5 PIGSKIN PRINCESS	94
6 THE COLUMBUS KNIGHTS	91
7 DOOMSDAY II	82
8 ROUGH RIDERS	67
9 BIG SEXY	65
10 THE GENERAL	59

<u>TEAM</u>	<u>WEEK # 12</u>
ROUGH RIDERS	14
THE FEDS	12
THE MIGHTY WARRIORS	11
NO MERCY!	10
JJJAMMIN'-ON-THE-ONE	9
THE COLUMBUS KNIGHTS	9
BIG SEXY	4
PIGSKIN PRINCESS	3
DOOMSDAY II	2
THE GENERAL	1

TOTAL MOVES

<u>TEAM</u>	<u>MOVES</u>	<u>YTD</u>
BIG SEXY	0	7
DOOMSDAY II	0	12
JJJAMMIN'-ON-THE-ONE	1	24
NO MERCY!	2	18
PIGSKIN PRINCESS	0	5
ROUGH RIDERS	1	29
THE COLUMBUS KNIGHTS	0	4
THE FEDS	0	11
THE GENERAL	1	13
THE MIGHTY WARRIORS	2	55

HARGER FANTASY FOOTBALL LEAGUE  
 POWER POINT RESULTS  
 WEEKLY AND YEAR-TO-DATE  
 2010

WEEK 11

<u>TEAM</u>	<u>YTD PTS.</u>
1 THE MIGHTY WARRIORS	116
2 THE FEDS	103
3 NO MERCY!	91
4 PIGSKIN PRINCESS	91
5 JJJAMMIN'-ON-THE-ONE	90
6 THE COLUMBUS KNIGHTS	82
7 DOOMSDAY II	80
8 BIG SEXY	61
9 THE GENERAL	58
10 ROUGH RIDERS	53

<u>TEAM</u>	<u>WEEK # 11</u>
THE COLUMBUS KNIGHTS	14
BIG SEXY	13
THE FEDS	12
DOOMSDAY II	11
JJJAMMIN'-ON-THE-ONE	9
NO MERCY!	6
THE GENERAL	4
THE MIGHTY WARRIORS	3
PIGSKIN PRINCESS	2
ROUGH RIDERS	1

TOTAL MOVES

<u>TEAM</u>	<u>MOVES</u>	<u>YTD</u>
BIG SEXY	1	7
DOOMSDAY II	1	12
JJJAMMIN'-ON-THE-ONE	3	23
NO MERCY!	1	16
PIGSKIN PRINCESS	0	5
ROUGH RIDERS	2	28
THE COLUMBUS KNIGHTS	0	4
THE FEDS	0	11
THE GENERAL	1	12
THE MIGHTY WARRIORS	4	53



HARGER FANTASY FOOTBALL LEAGUE  
 POWER POINT RESULTS  
 WEEKLY AND YEAR-TO-DATE  
 2010

WEEK 10

<u>TEAM</u>	<u>YTD PTS.</u>
1 THE MIGHTY WARRIORS	113
2 THE FEDS	91
3 PIGSKIN PRINCESS	89
4 NO MERCY!	85
5 JJJAMMIN'-ON-THE-ONE	81
6 DOOMSDAY II	69
7 THE COLUMBUS KNIGHTS	68
8 THE GENERAL	54
9 ROUGH RIDERS	52
10 BIG SEXY	48

<u>TEAM</u>	<u>WEEK # 10</u>
THE FEDS	14
THE COLUMBUS KNIGHTS	12
NO MERCY!	11
PIGSKIN PRINCESS	10
THE MIGHTY WARRIORS	9
ROUGH RIDERS	7
THE GENERAL	5
DOOMSDAY II	4
BIG SEXY	2
JJJAMMIN'-ON-THE-ONE	1

TOTAL MOVES

<u>TEAM</u>	<u>MOVES</u>	<u>YTD</u>
BIG SEXY	0	6
DOOMSDAY II	2	11
JJJAMMIN'-ON-THE-ONE	3	20
NO MERCY!	1	15
PIGSKIN PRINCESS	0	5
ROUGH RIDERS	4	26
THE COLUMBUS KNIGHTS	1	4
THE FEDS	1	11
THE GENERAL	0	11
THE MIGHTY WARRIORS	4	49

HARGER FANTASY FOOTBALL LEAGUE  
 POWER POINT RESULTS  
 WEEKLY AND YEAR-TO-DATE  
 2010

WEEK 9

<u>TEAM</u>	<u>YTD PTS.</u>
1 THE MIGHTY WARRIORS	104
2 JJJAMMIN'-ON-THE-ONE	80
3 PIGSKIN PRINCESS	79
4 THE FEDS	77
5 NO MERCY!	74
6 DOOMSDAY II	65
7 THE COLUMBUS KNIGHTS	56
8 THE GENERAL	49
9 BIG SEXY	46
10 ROUGH RIDERS	45

<u>TEAM</u>	<u>WEEK # 9</u>
THE FEDS	14
NO MERCY!	13
THE MIGHTY WARRIORS	12
DOOMSDAY II	8
JJJAMMIN'-ON-THE-ONE	7
PIGSKIN PRINCESS	6
THE GENERAL	6
THE COLUMBUS KNIGHTS	5
BIG SEXY	3
ROUGH RIDERS	1

TOTAL MOVES

<u>TEAM</u>	<u>MOVES</u>	<u>YTD</u>
BIG SEXY	0	6
DOOMSDAY II	4	9
JJJAMMIN'-ON-THE-ONE	5	17
NO MERCY!	3	14
PIGSKIN PRINCESS	1	5
ROUGH RIDERS	4	22
THE COLUMBUS KNIGHTS	0	3
THE FEDS	0	10
THE GENERAL	1	11
THE MIGHTY WARRIORS	7	45

HARGER FANTASY FOOTBALL LEAGUE  
 POWER POINT RESULTS  
 WEEKLY AND YEAR-TO-DATE  
 2010

WEEK 8

<u>TEAM</u>	<u>YTD PTS.</u>
1 THE MIGHTY WARRIORS	92
2 JJJAMMIN'-ON-THE-ONE	73
3 PIGSKIN PRINCESS	73
4 THE FEDS	63
5 NO MERCY!	61
6 DOOMSDAY II	57
7 THE COLUMBUS KNIGHTS	51
8 ROUGH RIDERS	44
9 THE GENERAL	43
10 BIG SEXY	43

<u>TEAM</u>	<u>WEEK # 8</u>
THE MIGHTY WARRIORS	14
THE COLUMBUS KNIGHTS	13
DOOMSDAY II	12
JJJAMMIN'-ON-THE-ONE	11
THE FEDS	10
PIGSKIN PRINCESS	5
NO MERCY!	4
BIG SEXY	3
THE GENERAL	2
ROUGH RIDERS	1

TOTAL MOVES

<u>TEAM</u>	<u>MOVES</u>	<u>YTD</u>
BIG SEXY	1	6
DOOMSDAY II	1	5
JJJAMMIN'-ON-THE-ONE	3	12
NO MERCY!	0	11
PIGSKIN PRINCESS	1	4
ROUGH RIDERS	1	18
THE COLUMBUS KNIGHTS	0	3
THE FEDS	2	10
THE GENERAL	0	10
THE MIGHTY WARRIORS	3	38

HARGER FANTASY FOOTBALL LEAGUE  
 POWER POINT RESULTS  
 WEEKLY AND YEAR-TO-DATE  
 2010

WEEK 7

<u>TEAM</u>	<u>YTD PTS.</u>
1 THE MIGHTY WARRIORS	78
2 PIGSKIN PRINCESS	68
3 JJJAMMIN'-ON-THE-ONE	62
4 NO MERCY!	57
5 THE FEDS	53
6 DOOMSDAY II	45
7 ROUGH RIDERS	43
8 THE GENERAL	41
9 BIG SEXY	40
10 THE COLUMBUS KNIGHTS	38

<u>TEAM</u>	<u>WEEK # 7</u>
JJJAMMIN'-ON-THE-ONE	14
THE FEDS	13
ROUGH RIDERS	12
DOOMSDAY II	11
PIGSKIN PRINCESS	9
BIG SEXY	6
NO MERCY!	4
THE MIGHTY WARRIORS	3
THE COLUMBUS KNIGHTS	2
THE GENERAL	1

TOTAL MOVES

<u>TEAM</u>	<u>MOVES</u>	<u>YTD</u>
BIG SEXY	1	5
DOOMSDAY II	2	4
JJJAMMIN'-ON-THE-ONE	3	9
NO MERCY!	1	11
PIGSKIN PRINCESS	2	3
ROUGH RIDERS	2	17
THE COLUMBUS KNIGHTS	1	3
THE FEDS	3	8
THE GENERAL	4	10
THE MIGHTY WARRIORS	7	35

HARGER FANTASY FOOTBALL LEAGUE  
 POWER POINT RESULTS  
 WEEKLY AND YEAR-TO-DATE  
 2010

WEEK 6

<u>TEAM</u>	<u>YTD PTS.</u>
1 THE MIGHTY WARRIORS	75
2 PIGSKIN PRINCESS	59
3 NO MERCY!	53
4 JJJAMMIN'-ON-THE-ONE	48
5 THE FEDS	40
6 THE GENERAL	40
7 THE COLUMBUS KNIGHTS	36
8 BIG SEXY	34
9 DOOMSDAY II	34
10 ROUGH RIDERS	31

<u>TEAM</u>	<u>WEEK # 6</u>
PIGSKIN PRINCESS	14
DOOMSDAY II	13
THE FEDS	11
BIG SEXY	10
ROUGH RIDERS	9
THE MIGHTY WARRIORS	8
THE COLUMBUS KNIGHTS	4
JJJAMMIN'-ON-THE-ONE	3
THE GENERAL	2
NO MERCY!	1

TOTAL MOVES

<u>TEAM</u>	<u>MOVES</u>	<u>YTD</u>
BIG SEXY	0	4
DOOMSDAY II	0	2
JJJAMMIN'-ON-THE-ONE	2	6
NO MERCY!	1	10
PIGSKIN PRINCESS	0	1
ROUGH RIDERS	2	15
THE COLUMBUS KNIGHTS	0	2
THE FEDS	1	5
THE GENERAL	2	6
THE MIGHTY WARRIORS	5	28

HARGER FANTASY FOOTBALL LEAGUE  
 POWER POINT RESULTS  
 WEEKLY AND YEAR-TO-DATE  
 2010

WEEK 5

<u>TEAM</u>	<u>YTD PTS.</u>
1 THE MIGHTY WARRIORS	67
2 NO MERCY!	52
3 JJJAMMIN'-ON-THE-ONE	45
4 PIGSKIN PRINCESS	45
5 THE GENERAL	38
6 THE COLUMBUS KNIGHTS	32
7 THE FEDS	29
8 BIG SEXY	24
9 ROUGH RIDERS	22
10 DOOMSDAY II	21

<u>TEAM</u>	<u>WEEK # 5</u>
NO MERCY!	14
THE COLUMBUS KNIGHTS	13
THE MIGHTY WARRIORS	12
THE FEDS	11
PIGSKIN PRINCESS	8
JJJAMMIN'-ON-THE-ONE	6
THE GENERAL	5
DOOMSDAY II	3
ROUGH RIDERS	2
BIG SEXY	1

TOTAL MOVES

<u>TEAM</u>	<u>MOVES</u>	<u>YTD</u>
BIG SEXY	1	4
DOOMSDAY II	1	2
JJJAMMIN'-ON-THE-ONE	2	4
NO MERCY!	2	9
PIGSKIN PRINCESS	0	1
ROUGH RIDERS	4	13
THE COLUMBUS KNIGHTS	0	2
THE FEDS	2	4
THE GENERAL	3	4
THE MIGHTY WARRIORS	6	23

HARGER FANTASY FOOTBALL LEAGUE  
 POWER POINT RESULTS  
 WEEKLY AND YEAR-TO-DATE  
 2010

WEEK 4

<u>TEAM</u>	<u>YTD PTS.</u>
1 THE MIGHTY WARRIORS	55
2 JJJAMMIN'-ON-THE-ONE	39
3 NO MERCY!	38
4 PIGSKIN PRINCESS	37
5 THE GENERAL	33
6 BIG SEXY	23
7 ROUGH RIDERS	20
8 THE COLUMBUS KNIGHTS	19
9 DOOMSDAY II	18
10 THE FEDS	18

<u>TEAM</u>	<u>WEEK # 4</u>
THE MIGHTY WARRIORS	14
JJJAMMIN'-ON-THE-ONE	13
PIGSKIN PRINCESS	12
DOOMSDAY II	10
BIG SEXY	9
NO MERCY!	7
THE GENERAL	4
THE COLUMBUS KNIGHTS	3
ROUGH RIDERS	2
THE FEDS	1

TOTAL MOVES

<u>TEAM</u>	<u>MOVES</u>	<u>YTD</u>
BIG SEXY	1	3
DOOMSDAY II	0	1
JJJAMMIN'-ON-THE-ONE	0	2
NO MERCY!	3	7
PIGSKIN PRINCESS	0	1
ROUGH RIDERS	6	9
THE COLUMBUS KNIGHTS	1	2
THE FEDS	0	2
THE GENERAL	1	1
THE MIGHTY WARRIORS	4	17

HARGER FANTASY FOOTBALL LEAGUE  
 POWER POINT RESULTS  
 WEEKLY AND YEAR-TO-DATE  
 2010

WEEK 3

<u>TEAM</u>	<u>YTD PTS.</u>
1 THE MIGHTY WARRIORS	41
2 NO MERCY!	31
3 THE GENERAL	29
4 JJJAMMIN'-ON-THE-ONE	26
5 PIGSKIN PRINCESS	25
6 ROUGH RIDERS	18
7 THE FEDS	17
8 THE COLUMBUS KNIGHTS	16
9 BIG SEXY	14
10 DOOMSDAY II	8

<u>TEAM</u>	<u>WEEK # 3</u>
JJJAMMIN'-ON-THE-ONE	14
THE MIGHTY WARRIORS	13
THE FEDS	12
THE COLUMBUS KNIGHTS	11
NO MERCY!	10
THE GENERAL	5
ROUGH RIDERS	4
DOOMSDAY II	3
BIG SEXY	2
PIGSKIN PRINCESS	1

TOTAL MOVES

<u>TEAM</u>	<u>MOVES</u>	<u>YTD</u>
BIG SEXY	1	2
DOOMSDAY II	1	1
JJJAMMIN'-ON-THE-ONE	1	2
NO MERCY!	3	4
PIGSKIN PRINCESS	1	1
ROUGH RIDERS	2	3
THE COLUMBUS KNIGHTS	1	1
THE FEDS	1	2
THE GENERAL	0	0
THE MIGHTY WARRIORS	7	13



HARGER FANTASY FOOTBALL LEAGUE  
 POWER POINT RESULTS  
 WEEKLY AND YEAR-TO-DATE  
 2010

WEEK 2

<u>TEAM</u>	<u>YTD PTS.</u>
1 THE MIGHTY WARRIORS	28
2 PIGSKIN PRINCESS	24
3 THE GENERAL	24
4 NO MERCY!	21
5 ROUGH RIDERS	14
6 BIG SEXY	12
7 JJJAMMIN'-ON-THE-ONE	12
8 THE FEDS	5
9 THE COLUMBUS KNIGHTS	5
10 DOOMSDAY II	5

<u>TEAM</u>	<u>WEEK # 2</u>
THE MIGHTY WARRIORS	14
THE GENERAL	13
ROUGH RIDERS	12
PIGSKIN PRINCESS	11
NO MERCY!	9
BIG SEXY	6
THE COLUMBUS KNIGHTS	4
JJJAMMIN'-ON-THE-ONE	3
THE FEDS	2
DOOMSDAY II	1

TOTAL MOVES

<u>TEAM</u>	<u>MOVES</u>	<u>YTD</u>
BIG SEXY	1	1
DOOMSDAY II	0	0
JJJAMMIN'-ON-THE-ONE	1	1
NO MERCY!	1	1
PIGSKIN PRINCESS	0	0
ROUGH RIDERS	1	1
THE COLUMBUS KNIGHTS	0	0
THE FEDS	1	1
THE GENERAL	0	0
THE MIGHTY WARRIORS	6	6

HARGER FANTASY FOOTBALL LEAGUE  
 POWER POINT RESULTS  
 WEEKLY AND YEAR-TO-DATE  
 2010

WEEK 1

<u>TEAM</u>	<u>YTD PTS.</u>
1 THE MIGHTY WARRIORS	14
2 PIGSKIN PRINCESS	13
3 NO MERCY!	12
4 THE GENERAL	11
5 JJJAMMIN'-ON-THE-ONE	9
6 BIG SEXY	6
7 DOOMSDAY II	4
8 THE FEDS	3
9 ROUGH RIDERS	2
10 THE COLUMBUS KNIGHTS	1

<u>TEAM</u>	<u>WEEK # 1</u>
THE MIGHTY WARRIORS	14
PIGSKIN PRINCESS	13
NO MERCY!	12
THE GENERAL	11
JJJAMMIN'-ON-THE-ONE	9
BIG SEXY	6
DOOMSDAY II	4
THE FEDS	3
ROUGH RIDERS	2
THE COLUMBUS KNIGHTS	1

TOTAL MOVES

<u>TEAM</u>	<u>MOVES</u>	<u>YTD</u>
BIG SEXY	0	0
DOOMSDAY II	0	0
JJJAMMIN'-ON-THE-ONE	0	0
NO MERCY!	0	0
PIGSKIN PRINCESS	0	0
ROUGH RIDERS	0	0
THE GENERAL	0	0
THE COLUMBUS KNIGHTS	0	0
THE FEDS	0	0
THE MIGHTY WARRIORS	0	0

# HARGER FANTASY FOOTBALL LEAGUE 2010

## Week 17 – Head to Head



**Doomsday II**  
Owner: Tom Harger

VS



**Roughriders**  
Owner: Bryan Ferryman

<b>18.14</b>	<u>Matt Ryan</u>	ATL	QB	CAR 10 ATL 31	<b>FINAL</b>
	22-32, 236 yds passing (2 TDs) 2 carries, 7 yds rushing				
<b>5.80</b>	<u>Marshawn Lynch</u>	SEA	RB	STL 6 SEA 16	<b>FINAL</b>
	20 carries, 75 yds rushing, 1 fumble(s) 1 catch, -7 yds receiving, 1 tackle				
<b>23.10</b>	<u>Michael Bush</u>	OAK	RB	OAK 31 KAN 10	<b>FINAL</b>
	25 carries, 137 yds rushing (1 TDs) 4 catches, 34 yds receiving				
<b>9.70</b>	<u>Greg Jennings</u>	GNB	WR	CHI 3 GNB 10	<b>FINAL</b>
	4 catches, 97 yds receiving				
<b>17.60</b>	<u>Vernon Davis</u>	SFO	TE	ARI 7 SFO 38	<b>FINAL</b>
	3 catches, 96 yds receiving (1 TDs)				
<b>6.70</b>	<u>Jacob Tamme</u>	IND	TE	TEN 20 IND 23	<b>FINAL</b>
	7 catches, 67 yds receiving, 1 tackle				
<b>11.00</b>	<u>Adam Vinatieri</u>	IND	K	TEN 20 IND 23	<b>FINAL</b>
	3 FGs (48,44,43), 2 PATs				
<b>11.00</b>	<u>Atlanta Falcons</u>	ATL	D/ST	CAR 10 ATL 31	<b>FINAL</b>
	1 TD, 37 tackles, 12 assists, 3 passes defensed, 3.0 sacks, 1 INT, 1 FF, 1 FR				
<b>103.04</b>					

<b>9.84</b>	<u>Drew Brees</u>	NOR	QB	TAM 23 NOR 13	<b>FINAL</b>
	22-38, 196 yds passing (1 TDs), 1 INTs, 1 fumble(s)				
<b>10.50</b>	<u>Maurice Morris</u>	DET	RB	MIN 13 DET 20	<b>FINAL</b>
	12 carries, 21 yds rushing (1 TDs) 2 catches, 24 yds receiving				
<b>11.60</b>	<u>Jerome Harrison</u>	PHI	RB	DAL 14 PHI 13	<b>FINAL</b>
	21 carries, 99 yds rushing 5 catches, 17 yds receiving				
<b>0.90</b>	<u>Anquan Boldin</u>	BAL	WR	CIN 7 BAL 13	<b>FINAL</b>
	2 catches, 9 yds receiving				
<b>7.00</b>	<u>Derek Hagan</u>	NYG	WR	NYG 17 WAS 14	<b>FINAL</b>
	6 catches, 70 yds receiving				
<b>16.10</b>	<u>Mario Manningham</u>	NYG	WR	NYG 17 WAS 14	<b>FINAL</b>
	4 catches, 101 yds receiving (1 TDs)				
<b>7.00</b>	<u>Garrett Hartley</u>	NOR	K	TAM 23 NOR 13	<b>FINAL</b>
	2 FGs (45,38), 1 PAT				
<b>5.00</b>	<u>New Orleans Saints</u>	NOR	D/ST	TAM 23 NOR 13	<b>FINAL</b>
	48 tackles, 7 assists, 4 passes defensed, 3.0 sacks, 2 FF, 2 FR				
<b>67.94</b>					

### SCORING:

- Matt Ryan 6 yd TD pass to Tony Gonzalez (4.00 pts)
- Matt Ryan 14 yd TD pass to Roddy White (4.00 pts)
- Michael Bush 26 yd rushing TD (6.00 pts)
- Vernon Davis 59 yd TD pass from Alex Smith (8.00 pts)
- Adam Vinatieri 48 yd FG (3.00 pts)
- Adam Vinatieri 44 yd FG (3.00 pts)
- Adam Vinatieri PAT (1.00 pts)
- Adam Vinatieri PAT (1.00 pts)
- Adam Vinatieri 43 yd FG (3.00 pts)
- Atlanta Falcons 55 yd punt return TD (6.00 pts)

### GAME TOTAL BONUSES:

- Matt Ryan 236 yards passing (9.44 pts)
- Matt Ryan 7 combined rushing and receiving yds (0.70 pts)
- Marshawn Lynch 68 combined rushing and receiving yds (6.80 pts)
- Michael Bush 171 combined rushing and receiving yds (17.10 pts)
- Greg Jennings 97 combined rushing and receiving yds (9.70 pts)

### SCORING:

- Drew Brees 4 yd TD pass to Jimmy Graham (4.00 pts)
- Maurice Morris 5 yd rushing TD (6.00 pts)
- Mario Manningham 92 yd TD pass from Eli Manning (6.00 pts)
- Garrett Hartley PAT (1.00 pts)
- Garrett Hartley 45 yd FG (3.00 pts)
- Garrett Hartley 38 yd FG (3.00 pts)

### GAME TOTAL BONUSES:

- Drew Brees 196 yards passing (7.84 pts)
- Maurice Morris 45 combined rushing and receiving yds (4.50 pts)
- Jerome Harrison 116 combined rushing and receiving yds (11.60 pts)
- Anquan Boldin 9 combined rushing and receiving yds (0.90 pts)

# HARGER FANTASY FOOTBALL LEAGUE 2010

## Week 17 – Head to Head

pts)  
Vernon Davis 96 combined rushing and receiving yds (9.60

pts)  
Jacob Tamme 67 combined rushing and receiving yds (6.70

pts)  
Atlanta Falcons 3.0 sacks (3.00 pts)  
Atlanta Falcons 1 interception (1.00 pts)  
Atlanta Falcons 1 fumble recovered (1.00 pts)

### DEDUCTIONS:

Marshawn Lynch 1 fumble lost (-1.00 pts)

### BENCH:

0.00 Mark Sanchez, QB  
0.00 Maurice Jones-Drew, RB  
0.00 Darren McFadden, RB  
31.90 Ryan Mathews, RB  
0.90 Danny Amendola, WR  
0.00 Johnny Knox, WR  
13.30 Tony Gonzalez, TE  
8.00 Baltimore Ravens, D/ST

Derek Hagan 70 combined rushing and receiving yds (7.00 pts)  
Mario Manningham 101 combined rushing and receiving yds  
(10.10 pts)

New Orleans Saints 3.0 sacks (3.00 pts)  
New Orleans Saints 2 fumbles recovered (2.00 pts)

### DEDUCTIONS:

Drew Brees 1 interception (-1.00 pts)  
Drew Brees 1 fumble lost (-1.00 pts)

### BENCH:

5.20 Sam Bradford, QB  
-0.70 Mike Goodson, RB  
5.70 Jahvid Best, RB  
0.00 Deion Branch, WR  
0.00 Earl Bennett, WR  
11.70 Jacoby Ford, WR  
12.60 Jason Witten, TE  
8.00 Seattle Seahawks, D/ST

# HARGER FANTASY FOOTBALL LEAGUE 2010

## Week 17 – Head to Head



**Big Sexy**  
Owner: Robin Lucas



**The Columbus Knights**  
Owner: Jamie Johnston

VS

<b>18.56</b>	<u>Peyton Manning</u>	IND	QB	TEN 20 IND 23	<b>FINAL</b>
	27-41, 264 yds passing (2 TDs)				
<b>1.50</b>	<u>Thomas Jones</u>	KAN	RB	OAK 31 KAN 10	<b>FINAL</b>
	10 carries, 17 yds rushing 1 catch, -2 yds receiving				
<b>0.00</b>	<u>LeSean McCoy</u>	PHI	RB	DAL 14 PHI 13	<b>FINAL</b>
<b>5.30</b>	<u>Lance Moore</u>	NOR	WR	TAM 23 NOR 13	<b>FINAL</b>
	6 catches, 53 yds receiving, 1 tackle				
<b>0.00</b>	<u>Jeremy Maclin</u>	PHI	WR	DAL 14 PHI 13	<b>FINAL</b>
<b>16.50</b>	<u>Mike Wallace</u>	PIT	WR	PIT 41 CLE 9	<b>FINAL</b>
	3 catches, 105 yds receiving (1 TDs)				
<b>6.00</b>	<u>Josh Brown</u>	STL	K	STL 6 SEA 16	<b>FINAL</b>
	2 FGs (32,27)				
<b>15.00</b>	<u>Green Bay Packers</u>	GNB	D/ST	CHI 3 GNB 10	<b>FINAL</b>
	48 tackles, 11 assists, 9 passes defensed, 6.0 sacks, 2 INT				
<b>62.86</b>					

<b>14.26</b>	<u>Aaron Rodgers</u>	GNB	QB	CHI 3 GNB 10	<b>FINAL</b>
	19-28, 229 yds passing (1 TDs), 1 INTs 7 carries, 21 yds rushing				
<b>4.40</b>	<u>Joseph Addai</u>	IND	RB	TEN 20 IND 23	<b>FINAL</b>
	11 carries, 44 yds rushing				
<b>16.00</b>	<u>Jamaal Charles</u>	KAN	RB	OAK 31 KAN 10	<b>FINAL</b>
	14 carries, 87 yds rushing (1 TDs) 2 catches, 13 yds receiving				
<b>11.50</b>	<u>Brandon Lloyd</u>	DEN	WR	SDG 33 DEN 28	<b>FINAL</b>
	1 carry, -18 yds rushing 5 catches, 73 yds receiving (1 TDs)				
<b>5.30</b>	<u>Vincent Jackson</u>	SDG	WR	SDG 33 DEN 28	<b>FINAL</b>
	3 catches, 53 yds receiving				
<b>7.70</b>	<u>Santonio Holmes</u>	NYJ	WR	BUF 7 NYJ 38	<b>FINAL</b>
	1 catch, 17 yds receiving (1 TDs)				
<b>7.00</b>	<u>David Akers</u>	PHI	K	DAL 14 PHI 13	<b>FINAL</b>
	2 FGs (43,22), 1 PAT				
<b>18.00</b>	<u>New York Jets</u>	NYJ	D/ST	BUF 7 NYJ 38	<b>FINAL</b>
	1 TD, 41 tackles, 8 assists, 11 passes defensed, 3.0 sacks, 4 INT, 3 FF, 2 FR				
<b>84.16</b>					

### SCORING:

Peyton Manning 7 yd TD pass to Reggie Wayne (4.00 pts)  
 Peyton Manning 30 yd TD pass to Pierre Garcon (4.00 pts)  
 Mike Wallace 56 yd TD pass from Ben Roethlisberger (6.00 pts)  
 Josh Brown 32 yd FG (3.00 pts)  
 Josh Brown 27 yd FG (3.00 pts)

### GAME TOTAL BONUSES:

Peyton Manning 264 yards passing (10.56 pts)  
 Thomas Jones 15 combined rushing and receiving yds (1.50 pts)  
 Lance Moore 53 combined rushing and receiving yds (5.30 pts)  
 Mike Wallace 105 combined rushing and receiving yds (10.50 pts)  
 Green Bay Packers 6.0 sacks (6.00 pts)  
 Green Bay Packers 3 total points allowed (7.00 pts)  
 Green Bay Packers 2 interceptions (2.00 pts)

### SCORING:

Aaron Rodgers 1 yd TD pass to Donald Lee (4.00 pts)  
 Jamaal Charles 5 yd rushing TD (6.00 pts)  
 Brandon Lloyd 14 yd TD pass from Tim Tebow (6.00 pts)  
 Santonio Holmes 17 yd TD pass from Mark Brunell (6.00 pts)  
 David Akers PAT (1.00 pts)  
 David Akers 43 yd FG (3.00 pts)  
 David Akers 22 yd FG (3.00 pts)  
 New York Jets Jets 35 yd interception return TD (6.00 pts)

### GAME TOTAL BONUSES:

Aaron Rodgers 229 yards passing (9.16 pts)  
 Aaron Rodgers 21 combined rushing and receiving yds (2.10 pts)  
 Joseph Addai 44 combined rushing and receiving yds (4.40 pts)  
 Jamaal Charles 100 combined rushing and receiving yds (10.00 pts)  
 Brandon Lloyd 55 combined rushing and receiving yds (5.50 pts)  
 Vincent Jackson 53 combined rushing and receiving yds (5.30 pts)

# HARGER FANTASY FOOTBALL LEAGUE 2010

## Week 17 – Head to Head

Santonio Holmes 17 combined rushing and receiving yds  
(1.70 pts)

New York Jets 3.0 sacks (3.00 pts)

New York Jets 7 total points allowed (3.00 pts)

New York Jets 4 interceptions (4.00 pts)

New York Jets 2 fumbles recovered (2.00 pts)

### DEDUCTIONS:

Aaron Rodgers 1 interception (-1.00 pts)

### BENCH:

13.82 Eli Manning, QB

6.50 Cedric Benson, RB

1.80 Randy Moss, WR

0.60 Roy Williams, WR

6.80 Percy Harvin, WR

9.60 Mercedes Lewis, TE

4.00 Mason Crosby, K

16.00 Dallas Cowboys, D/ST

### DEDUCTIONS:

None.

### BENCH:

1.84 Chad Henne, QB

10.90 Brandon Jacobs, RB

0.50 C.J. Spiller, RB

9.70 Brandon Marshall, WR

0.00 Mike Sims-Walker, WR

7.90 Legedu Naanee, WR

11.00 Shaun Suisham, K

6.00 Cincinnati Bengals, D/ST

# HARGER FANTASY FOOTBALL LEAGUE 2010

## Week 17 – Head to Head



**Pigskin Princess**  
Owner: Leah Harger



**The Mighty Warriors**  
Owner: Mark Harger

VS

<u>Matt Schaub</u>	HOU	QB	JAC 17 HOU 34	<b>FINAL</b>
<b>14.22</b>	18-22, 253 yds passing (1 TDs) 2 carries, 1 yds rushing			
<u>Ahmad Bradshaw</u>	NYG	RB	NYG 17 WAS 14	<b>FINAL</b>
<b>3.00</b>	15 carries, 22 yds rushing 2 catches, 8 yds receiving			
<u>Rashard Mendenhall</u>	PIT	RB	PIT 41 CLE 9	<b>FINAL</b>
<b>18.00</b>	14 carries, 36 yds rushing (2 TDs) 1 catch, 24 yds receiving			
<u>Donald Driver</u>	GNB	WR	CHI 3 GNB 10	<b>FINAL</b>
<b>3.10</b>	1 fumble(s) 5 catches, 41 yds receiving			
<u>Kevin Walter</u>	HOU	WR	JAC 17 HOU 34	<b>FINAL</b>
<b>5.40</b>	3 catches, 54 yds receiving			
<u>Braylon Edwards</u>	NYJ	WR	BUF 7 NYJ 38	<b>FINAL</b>
<b>11.20</b>	1 catch, 52 yds receiving (1 TDs)			
<u>Robbie Gould</u>	CHI	K	CHI 3 GNB 10	<b>FINAL</b>
<b>3.00</b>	1 FG (30)			
<u>Chicago Bears</u>	CHI	D/ST	CHI 3 GNB 10	<b>FINAL</b>
<b>4.00</b>	45 tackles, 13 assists, 3 passes defensed, 2.0 sacks, 1 INT, 1 FF, 1 FR			
<b>61.92</b>				

<u>Tim Tebow</u>	DEN	QB	SDG 33 DEN 28	<b>FINAL</b>
<b>29.60</b>	16-36, 205 yds passing (2 TDs), 2 INTs 13 carries, 94 yds rushing (1 TDs)			
<u>Adrian Peterson</u>	MIN	RB	MIN 13 DET 20	<b>FINAL</b>
<b>2.90</b>	14 carries, 31 yds rushing 2 catches, -2 yds receiving			
<u>Arian Foster</u>	HOU	RB	JAC 17 HOU 34	<b>FINAL</b>
<b>31.00</b>	31 carries, 180 yds rushing (2 TDs) 2 catches, 10 yds receiving			
<u>Jacoby Jones</u>	HOU	WR	JAC 17 HOU 34	<b>FINAL</b>
<b>7.00</b>	5 catches, 70 yds receiving			
<u>Pierre Garcon</u>	IND	WR	TEN 20 IND 23	<b>FINAL</b>
<b>13.80</b>	7 catches, 78 yds receiving (1 TDs)			
<u>Kenny Britt</u>	TEN	WR	TEN 20 IND 23	<b>FINAL</b>
<b>14.50</b>	5 catches, 85 yds receiving (1 TDs)			
<u>Nate Kaeding</u>	SDG	K	SDG 33 DEN 28	<b>FINAL</b>
<b>15.00</b>	4 FGs (42,45,47,37), 1 missed FG (53), 3 PATs			
<u>New England Patriots</u>	NWE	D/ST	MIA 7 NWE 38	<b>FINAL</b>
<b>16.00</b>	1 TD, 40 tackles, 6 assists, 5 passes defensed, 5.0 sacks, 1 INT, 1 FF, 1 FR			
<b>129.80</b>				

### SCORING:

Matt Schaub 5 yd TD pass to Owen Daniels (4.00 pts)  
Rashard Mendenhall 1 yd rushing TD (6.00 pts)  
Rashard Mendenhall 1 yd rushing TD (6.00 pts)  
Braylon Edwards 52 yd TD pass from Mark Brunell (6.00 pts)  
Robbie Gould 30 yd FG (3.00 pts)

### SCORING:

Tim Tebow 14 yd TD pass to Brandon Lloyd (4.00 pts)  
Tim Tebow 6 yd TD pass to Eric Decker (4.00 pts)  
Tim Tebow 6 yd rushing TD (6.00 pts)  
Arian Foster 2 yd rushing TD (6.00 pts)  
Arian Foster 35 yd rushing TD (6.00 pts)  
Pierre Garcon 30 yd TD pass from Peyton Manning (6.00 pts)  
Kenny Britt 21 yd TD pass from Kerry Collins (6.00 pts)  
Nate Kaeding PAT (1.00 pts)  
Nate Kaeding 42 yd FG (3.00 pts)  
Nate Kaeding 45 yd FG (3.00 pts)  
Nate Kaeding 47 yd FG (3.00 pts)  
Nate Kaeding PAT (1.00 pts)

# HARGER FANTASY FOOTBALL LEAGUE 2010

## Week 17 – Head to Head

### GAME TOTAL BONUSES:

Matt Schaub 253 yards passing (10.12 pts)  
Matt Schaub 1 combined rushing and receiving yds (0.10 pts)  
Ahmad Bradshaw 30 combined rushing and receiving yds (3.00 pts)  
Rashard Mendenhall 60 combined rushing and receiving yds (6.00 pts)  
Donald Driver 41 combined rushing and receiving yds (4.10 pts)  
Kevin Walter 54 combined rushing and receiving yds (5.40 pts)  
Braylon Edwards 52 combined rushing and receiving yds (5.20 pts)  
Chicago Bears 2.0 sacks (2.00 pts)  
Chicago Bears 1 interception (1.00 pts)  
Chicago Bears 1 fumble recovered (1.00 pts)

### DEDUCTIONS:

Donald Driver 1 fumble lost (-1.00 pts)

### BENCH:

1.10 Chester Taylor, RB  
5.30 Ronnie Brown, RB  
0.30 Marion Barber, RB  
15.10 Matt Forte, RB  
3.40 Derrick Mason, WR  
0.00 Chad Ochocinco, WR  
0.00 Andre Johnson, WR  
8.00 Rob Bironas, K

Nate Kaeding 37 yd FG (3.00 pts)  
Nate Kaeding PAT (1.00 pts)  
New England Patriots 94 yd punt return TD (6.00 pts)

### GAME TOTAL BONUSES:

Tim Tebow 205 yards passing (8.20 pts)  
Tim Tebow 94 combined rushing and receiving yds (9.40 pts)  
Adrian Peterson 29 combined rushing and receiving yds (2.90 pts)  
Arian Foster 190 combined rushing and receiving yds (19.00 pts)  
Jacoby Jones 70 combined rushing and receiving yds (7.00 pts)  
Pierre Garcon 78 combined rushing and receiving yds (7.80 pts)  
Kenny Britt 85 combined rushing and receiving yds (8.50 pts)  
New England Patriots 5.0 sacks (5.00 pts)  
New England Patriots 7 total points allowed (3.00 pts)  
New England Patriots 1 interception (1.00 pts)  
New England Patriots 1 fumble recovered (1.00 pts)

### DEDUCTIONS:

Tim Tebow 2 interceptions (-2.00 pts)

### BENCH:

0.00 Michael Vick, QB  
13.00 Derrick Ward, RB  
0.00 Calvin Johnson, WR  
0.00 Sidney Rice, WR  
0.00 Hakeem Nicks, WR  
0.00 Antonio Gates, TE  
1.00 Dan Carpenter, K  
5.00 San Diego Chargers, D/ST



# HARGER FANTASY FOOTBALL LEAGUE 2010

## Week 17 – Head to Head



**NO Mercy**  
Owner: Phillip Harger

VS

**The Feds**  
Owner: Paul Harger



<b>11.62</b>	<u>Philip Rivers</u>	SDG	QB	SDG 33 DEN 28	<b>FINAL</b>
21-37, 313 yds passing, 1 INTs 1 carry, 1 yds rushing					
<b>15.00</b>	<u>Chris Johnson</u>	TEN	RB	TEN 20 IND 23	<b>FINAL</b>
20 carries, 39 yds rushing 6 catches, 51 yds receiving (1 TDs), 1 tackle					
<b>5.80</b>	<u>LeGarrette Blount</u>	TAM	RB	TAM 23 NOR 13	<b>FINAL</b>
19 carries, 66 yds rushing, 1 fumble(s) 2 catches, 2 yds receiving					
<b>5.30</b>	<u>Miles Austin</u>	DAL	WR	DAL 14 PHI 13	<b>FINAL</b>
1 carry, -9 yds rushing 2 catches, 62 yds receiving					
<b>0.20</b>	<u>Robert Meachem</u>	NOR	WR	TAM 23 NOR 13	<b>FINAL</b>
1 carry, -3 yds rushing 1 catch, 5 yds receiving					
<b>14.20</b>	<u>Owen Daniels</u>	HOU	TE	JAC 17 HOU 34	<b>FINAL</b>
5 catches, 62 yds receiving (1 TDs)					
<b>10.00</b>	<u>Neil Rackers</u>	HOU	K	JAC 17 HOU 34	<b>FINAL</b>
2 FGs (26,33), 4 PATs, 1 tackle					
<b>6.00</b>	<u>New York Giants</u>	NYG	D/ST	NYG 17 WAS 14	<b>FINAL</b>
44 tackles, 25 assists, 6 passes defensed, 2.0 sacks, 1 INT, 3 FF, 3 FR					
<b>68.12</b>					

### SCORING:

Chris Johnson 15 yd TD pass from Kerry Collins (6.00 pts)  
Owen Daniels 5 yd TD pass from Matt Schaub (8.00 pts)  
Neil Rackers PAT (1.00 pts)  
Neil Rackers 26 yd FG (3.00 pts)  
Neil Rackers PAT (1.00 pts)  
Neil Rackers 33 yd FG (3.00 pts)  
Neil Rackers PAT (1.00 pts)  
Neil Rackers PAT (1.00 pts)

### GAME TOTAL BONUSES:

Philip Rivers 313 yards passing (12.52 pts)  
Philip Rivers 1 combined rushing and receiving yds (0.10 pts)  
Chris Johnson 90 combined rushing and receiving yds (9.00 pts)  
LeGarrette Blount 68 combined rushing and receiving yds

<b>18.30</b>	<u>Josh Freeman</u>	TAM	QB	TAM 23 NOR 13	<b>FINAL</b>
21-26, 255 yds passing (2 TDs) 4 carries, 11 yds rushing, 1 fumble(s), 1 tackle					
<b>8.40</b>	<u>Steven Jackson</u>	STL	RB	STL 6 SEA 16	<b>FINAL</b>
11 carries, 45 yds rushing 4 catches, 39 yds receiving					
<b>13.70</b>	<u>Ray Rice</u>	BAL	RB	CIN 7 BAL 13	<b>FINAL</b>
20 carries, 77 yds rushing (1 TDs), 1 tackle					
<b>10.50</b>	<u>Hines Ward</u>	PIT	WR	PIT 41 CLE 9	<b>FINAL</b>
5 catches, 45 yds receiving (1 TDs)					
<b>6.80</b>	<u>Dwayne Bowe</u>	KAN	WR	OAK 31 KAN 10	<b>FINAL</b>
5 catches, 68 yds receiving					
<b>10.00</b>	<u>Mike Williams</u>	TAM	WR	TAM 23 NOR 13	<b>FINAL</b>
4 catches, 40 yds receiving (1 TDs)					
<b>7.00</b>	<u>Matt Bryant</u>	ATL	K	CAR 10 ATL 31	<b>FINAL</b>
1 FG (47), 4 PATs					
<b>3.00</b>	<u>Philadelphia Eagles</u>	PHI	D/ST	DAL 14 PHI 13	<b>FINAL</b>
46 tackles, 2 assists, 3 passes defensed, 2.0 sacks, 1 FR					
<b>77.70</b>					

### SCORING:

Josh Freeman 2 yd TD pass to Dezmon Briscoe (4.00 pts)  
Josh Freeman 18 yd TD pass to Mike Williams (4.00 pts)  
Ray Rice 7 yd rushing TD (6.00 pts)  
Hines Ward 3 yd TD pass from Antwaan Randle El (6.00 pts)  
Mike Williams 18 yd TD pass from Josh Freeman (6.00 pts)  
Matt Bryant PAT (1.00 pts)  
Matt Bryant PAT (1.00 pts)  
Matt Bryant PAT (1.00 pts)  
Matt Bryant 47 yd FG (3.00 pts)  
Matt Bryant PAT (1.00 pts)

### GAME TOTAL BONUSES:

Josh Freeman 255 yards passing (10.20 pts)  
Josh Freeman 11 combined rushing and receiving yds (1.10 pts)  
Steven Jackson 84 combined rushing and receiving yds (8.40 pts)  
Ray Rice 77 combined rushing and receiving yds (7.70 pts)

# HARGER FANTASY FOOTBALL LEAGUE 2010

## Week 17 – Head to Head

(6.80 pts)

Miles Austin 53 combined rushing and receiving yds (5.30

pts)

Robert Meachem 2 combined rushing and receiving yds (0.20

pts)

Owen Daniels 62 combined rushing and receiving yds (6.20

pts)

New York Giants 2.0 sacks (2.00 pts)

New York Giants 1 interception (1.00 pts)

New York Giants 3 fumbles recovered (3.00 pts)

### **DEDUCTIONS:**

Philip Rivers 1 interception (-1.00 pts)

LeGarrette Blount 1 fumble lost (-1.00 pts)

### **BENCH:**

21.60 Ben Roethlisberger, QB

1.60 Peyton Hillis, RB

6.40 Santana Moss, WR

0.00 Wes Welker, WR

0.80 James Jones, WR

9.40 Andre Caldwell, WR

9.50 Brian Robiskie, WR

2.00 Arizona Cardinals, D/ST

Hines Ward 45 combined rushing and receiving yds (4.50 pts)

Dwayne Bowe 68 combined rushing and receiving yds (6.80 pts)

Mike Williams 40 combined rushing and receiving yds (4.00

pts)

Philadelphia Eagles 2.0 sacks (2.00 pts)

Philadelphia Eagles 1 fumble recovered (1.00 pts)

### **DEDUCTIONS:**

Josh Freeman 1 fumble lost (-1.00 pts)

### **BENCH:**

4.10 Joe Flacco, QB

3.50 Brandon Jackson, RB

1.80 Toby Gerhart, RB

1.60 Devin Hester, WR

0.00 Marques Colston, WR

0.00 DeSean Jackson, WR

4.70 Michael Crabtree, WR

6.70 Benjamin Watson, TE

# HARGER FANTASY FOOTBALL LEAGUE 2010

## Week 17 – Head to Head



**JJJammin-On-The-One**

Owner: A.J. Harger



**The General**

Owner: Matthew Harger

VS

<b>9.32</b>	<u>Joe Webb</u>	MIN	QB	MIN 13 DET 20	<b>FINAL</b>
	20-32, 148 yds passing, 1 INTs 5 carries, 35 yds rushing				
<b>11.70</b>	<u>Michael Turner</u>	ATL	RB	CAR 10 ATL 31	<b>FINAL</b>
	17 carries, 67 yds rushing (1 TDs), 1 fumble(s)				
<b>3.30</b>	<u>Chris Ivory</u>	NOR	RB	TAM 23 NOR 13	<b>FINAL</b>
	7 carries, 33 yds rushing				
<b>12.20</b>	<u>Roddy White</u>	ATL	WR	CAR 10 ATL 31	<b>FINAL</b>
	6 catches, 62 yds receiving (1 TDs)				
<b>16.50</b>	<u>Jerome Simpson</u>	CIN	WR	CIN 7 BAL 13	<b>FINAL</b>
	1 carry, 2 yds rushing, 2 fumble(s) 12 catches, 123 yds receiving (1 TDs)				
<b>2.30</b>	<u>Andre Roberts</u>	ARI	WR	ARI 7 SFO 38	<b>FINAL</b>
	4 catches, 23 yds receiving				
<b>7.00</b>	<u>Sebastian Janikowski</u>	OAK	K	OAK 31 KAN 10	<b>FINAL</b>
	1 FG (38), 4 PATs				
<b>15.00</b>	<u>Oakland Raiders</u>	OAK	D/ST	OAK 31 KAN 10	<b>FINAL</b>
	1 TD, 53 tackles, 11 assists, 8 passes defended, 7.0 sacks, 2 INT				
<b>77.32</b>					

### SCORING:

Michael Turner 3 yd rushing TD (6.00 pts)  
 Roddy White 14 yd TD pass from Matt Ryan (6.00 pts)  
 Jerome Simpson 11 yd TD pass from Carson Palmer (6.00 pts)  
 Sebastian Janikowski PAT (1.00 pts)  
 Sebastian Janikowski 38 yd FG (3.00 pts)  
 Sebastian Janikowski PAT (1.00 pts)  
 Sebastian Janikowski PAT (1.00 pts)  
 Sebastian Janikowski PAT (1.00 pts)  
 Oakland Raiders 22 yd interception return TD (6.00 pts)

### GAME TOTAL BONUSES:

Joe Webb 148 yards passing (5.92 pts)  
 Joe Webb 44 combined rushing and receiving yds (4.40 pts)  
 Michael Turner 67 combined rushing and receiving yds (6.70 pts)  
 Chris Ivory 33 combined rushing and receiving yds (3.30 pts)

<b>15.96</b>	<u>Tom Brady</u>	NWE	QB	MIA 7 NWE 38	<b>FINAL</b>
	10-16, 199 yds passing (2 TDs)				
<b>7.70</b>	<u>Felix Jones</u>	DAL	RB	DAL 14 PHI 13	<b>FINAL</b>
	11 carries, 81 yds rushing 1 catch, -4 yds receiving				
<b>0.90</b>	<u>Danny Woodhead</u>	NWE	RB	MIA 7 NWE 38	<b>FINAL</b>
	2 carries, 19 yds rushing, 1 fumble(s)				
<b>12.80</b>	<u>Reggie Wayne</u>	IND	WR	TEN 20 IND 23	<b>FINAL</b>
	9 catches, 68 yds receiving (1 TDs)				
<b>18.50</b>	<u>Larry Fitzgerald</u>	ARI	WR	ARI 7 SFO 38	<b>FINAL</b>
	11 catches, 125 yds receiving (1 TDs)				
<b>3.20</b>	<u>Mike Thomas</u>	JAC	WR	JAC 17 HOU 34	<b>FINAL</b>
	2 carries, 20 yds rushing 1 catch, 12 yds receiving				
<b>8.00</b>	<u>Nick Folk</u>	NYJ	K	BUF 7 NYJ 38	<b>FINAL</b>
	1 FG (28), 5 PATs				
<b>8.00</b>	<u>Pittsburgh Steelers</u>	PIT	D/ST	PIT 41 CLE 9	<b>FINAL</b>
	49 tackles, 9 assists, 7 passes defended, 4.0 sacks, 3 INT, 2 FF				
<b>75.06</b>					

### SCORING:

Tom Brady 13 yd TD pass to Rob Gronkowski (4.00 pts)  
 Tom Brady 10 yd TD pass to Alge Crumpler (4.00 pts)  
 Reggie Wayne 7 yd TD pass from Peyton Manning (6.00 pts)  
 Larry Fitzgerald 10 yd TD pass from John Skelton (6.00 pts)  
 Nick Folk 28 yd FG (3.00 pts)  
 Nick Folk PAT (1.00 pts)  
 Nick Folk PAT (1.00 pts)  
 Nick Folk PAT (1.00 pts)  
 Nick Folk PAT (1.00 pts)  
 Nick Folk PAT (1.00 pts)

### GAME TOTAL BONUSES:

Tom Brady 199 yards passing (7.96 pts)  
 Felix Jones 77 combined rushing and receiving yds (7.70 pts)  
 Danny Woodhead 19 combined rushing and receiving yds (1.90 pts)  
 Reggie Wayne 68 combined rushing and receiving yds (6.80 pts)

## HARGER FANTASY FOOTBALL LEAGUE 2010

### Week 17 – Head to Head

pts)	Larry Fitzgerald 125 combined rushing and receiving yds (12.50 pts)
Roddy White 62 combined rushing and receiving yds (6.20 pts)	Mike Thomas 32 combined rushing and receiving yds (3.20 pts)
Jerome Simpson 125 combined rushing and receiving yds (12.50 pts)	Pittsburgh Steelers 4.0 sacks (4.00 pts)
Andre Roberts 23 combined rushing and receiving yds (2.30 pts)	Pittsburgh Steelers 9 total points allowed (1.00 pts)
Oakland Raiders 7.0 sacks (7.00 pts)	Pittsburgh Steelers 3 interceptions (3.00 pts)
Oakland Raiders 2 interceptions (2.00 pts)	
<b>DEDUCTIONS:</b>	<b>DEDUCTIONS:</b>
Joe Webb 1 interception (-1.00 pts)	Danny Woodhead 1 fumble lost (-1.00 pts)
Michael Turner 1 fumble lost (-1.00 pts)	
Jerome Simpson 2 fumbles lost (-2.00 pts)	
<b>BENCH:</b>	<b>BENCH:</b>
0.00 Jon Kitna, QB	0.00 Donovan McNabb, QB
2.60 Matt Cassel, QB	21.30 Brian Westbrook, RB
2.00 Tashard Choice, RB	0.70 Carnell Williams, RB
6.90 Ryan Torain, RB	3.10 Jonathan Stewart, RB
17.30 Joe McKnight, RB	0.90 Donald Brown, RB
6.20 Steve Johnson, WR	0.00 Steve Smith, WR
2.80 Kellen Winslow, TE	3.80 Nate Washington, WR
2.00 David Buehler, K	18.20 Rob Gronkowski, TE

**HARGER FANTASY FOOTBALL LEAGUE 2010**  
**Week 17 – Standings**

<b>HFFL2010 Division</b>								
	<b>W</b>	<b>L</b>	<b>T</b>	<b>PCT</b>	<b>PF</b>	<b>PA</b>	<b>DIV</b>	<b>STREAK</b>
<a href="#"><u>The Mighty Warriors</u></a>	13	4	0	0.765	1753.34	1391.94	13 - 4 - 0	Won 6
<a href="#"><u>The Feds</u></a>	12	5	0	0.706	1507.06	1450.54	12 - 5 - 0	Won 3
<a href="#"><u>JJammin-On-The-One</u></a>	11	6	0	0.647	1452.76	1254.08	11 - 6 - 0	Won 1
<a href="#"><u>Doomsday II</u></a>	9	8	0	0.529	1400.30	1454.18	9 - 8 - 0	Won 1
<a href="#"><u>Pigskin Princess</u></a>	9	8	0	0.529	1367.74	1420.72	9 - 8 - 0	Lost 2
<a href="#"><u>The Columbus Knights</u></a>	8	9	0	0.471	1492.06	1499.48	8 - 9 - 0	Won 2
<a href="#"><u>NO Mercy</u></a>	8	9	0	0.471	1446.54	1469.00	8 - 9 - 0	Lost 1
<a href="#"><u>Roughriders</u></a>	7	10	0	0.412	1244.84	1469.88	7 - 10 - 0	Lost 2
<a href="#"><u>Big Sexy</u></a>	5	12	0	0.294	1329.48	1464.42	5 - 12 - 0	Lost 3
<a href="#"><u>The General</u></a>	3	14	0	0.176	1333.34	1453.22	3 - 14 - 0	Lost 1

# HARGER FANTASY FOOTBALL LEAGUE 2010

## Week 17 – Starting Points Summary



[Doomsday II](#)

103.04



[Roughriders](#)

67.94

[GameCast](#) | [GameCenter](#) | **Final**

Actual vs Best: [Doomsday II](#) | [Roughriders](#)

High Scorer: [Michael Bush](#) (23.10 points)



[Big Sexy](#)

62.86



[The Columbus Knights](#)

84.16

[GameCast](#) | [GameCenter](#) | **Final**

Actual vs Best: [Big Sexy](#) | [The Columbus](#)

[Knights](#)

High Scorer: [Peyton Manning](#) (18.56 points)

[Pigskin Princess](#)

61.92



[The Mighty Warriors](#)

129.80

[GameCast](#) | [GameCenter](#) | **Final**

Actual vs Best: [Pigskin Princess](#) | [The Mighty](#)

[Warriors](#)

High Scorer: [Arian Foster](#) (31.00 points)



[NO Mercy](#)

68.12



[The Feds](#)

77.70

[GameCast](#) | [GameCenter](#) | **Final**

Actual vs Best: [NO Mercy](#) | [The Feds](#)

High Scorer: [Josh Freeman](#) (18.30 points)

[JJJammin-On-The-One](#)

77.32



[The General](#)

75.06

[GameCast](#) | [GameCenter](#) | **Final**

Actual vs Best: [JJJammin-On-The-One](#) | [The](#)

[General](#)

High Scorer: [Larry Fitzgerald](#) (18.50 points)

League Average: 80.792



# Harger Fantasy Football League

## Top Quarterback Scoring

PLAYER	NFL	INJ	BYE	FA	TOTAL	AVG	17	16	15	14	13	12	11	10	9	8	7	6	5	4	3	2	1
Michael Vick	PHI	Q	8		319.32	19.96	0.00	23.82	39.68	24.40	29.88	24.72	20.72	49.32	26.12	bye	0.00	0.00	0.00	3.66	32.64	23.06	21.30
Aaron Rodgers	GNB	-	10		316.48	19.78	14.26	34.76	0.00	3.34	27.82	27.86	30.14	bye	27.66	7.30	19.20	22.92	17.72	19.24	23.64	26.20	14.42
Tom Brady	NWE	P	5		304.00	19.00	15.96	18.90	14.52	22.76	29.34	29.74	15.24	32.30	17.06	13.30	10.46	13.78	bye	10.72	22.68	14.92	22.32
Peyton Manning	IND	-	7		303.80	18.99	18.56	19.66	17.16	20.76	18.50	15.40	28.84	7.40	13.76	19.02	bye	19.18	8.46	20.98	24.90	21.90	29.32
Philip Rivers	SDG	-	10		298.60	18.66	11.62	13.44	22.92	15.54	14.70	8.10	24.92	bye	26.10	19.50	16.34	12.96	24.64	17.64	26.40	23.36	20.42
Drew Brees	NOR	-	10		293.20	18.33	9.84	13.88	21.68	19.54	19.52	16.78	29.28	bye	17.12	18.00	18.24	21.72	16.36	14.90	24.60	18.86	12.88
Josh Freeman	TAM	-	4		267.44	16.72	18.30	31.78	16.94	16.64	13.04	13.18	14.94	18.54	16.16	17.32	16.48	12.96	16.20	bye	7.86	19.42	17.68
Matt Ryan	ATL	-	8		264.40	16.52	18.14	12.52	18.56	12.48	13.90	11.88	20.92	25.14	13.90	bye	25.46	16.30	10.98	14.42	19.72	20.60	9.48
Eli Manning	NYG	-	8		261.08	16.32	13.82	17.24	26.56	9.48	5.34	16.94	12.08	22.62	23.50	bye	25.14	14.98	22.78	5.60	13.64	12.04	19.32
Matt Schaub	HOU	-	7		260.60	16.29	14.22	15.40	20.00	28.52	19.48	14.92	14.46	21.96	9.78	10.14	bye	20.50	5.74	15.78	11.64	31.08	6.98
Carson Palmer	CIN	-	6	*	246.80	15.43	13.50	26.66	8.26	8.12	15.96	7.90	16.40	16.68	16.92	14.54	28.48	bye	13.66	20.84	10.60	6.58	21.70
Joe Flacco	BAL	-	8		245.28	15.33	4.10	12.68	15.08	17.40	15.14	18.36	15.04	20.90	19.34	bye	20.90	19.90	15.84	13.34	22.08	7.06	8.12
David Garrard	JAC	X	9	*	240.26	15.02	0.00	23.86	19.56	20.56	12.94	14.58	15.06	25.18	bye	31.60	0.00	0.96	18.02	24.92	6.40	6.82	19.80
Matt Cassel	KAN	-	4		237.14	14.82	2.60	26.56	12.06	0.00	12.34	28.12	15.72	34.06	17.04	11.38	15.72	20.84	6.34	bye	21.70	5.54	7.12
Jay Cutler	CHI	-	8	*	232.16	14.51	5.52	25.90	18.66	5.18	13.56	27.58	8.04	21.88	20.42	bye	10.24	13.50	0.00	-0.32	15.54	23.38	23.08
Kyle Orton	DEN	Q	9	*	222.88	13.93	0.00	0.00	0.00	3.14	3.68	25.88	12.08	27.74	bye	18.56	16.02	14.56	20.56	21.74	23.14	19.78	16.00
Ryan Fitzpatrick	BUF	Q	6	*	218.90	13.68	0.00	6.44	17.82	13.58	7.82	14.00	27.74	9.74	14.86	16.22	31.28	bye	21.20	20.52	17.68	0.00	0.00
Ben Roethlisberger	PIT	-	5		217.60	13.60	21.60	21.00	17.06	12.62	13.02	11.64	34.50	27.68	10.82	6.70	19.18	21.78	bye	0.00	0.00	0.00	0.00
Mark Sanchez	NYJ	P	7		216.14	13.51	0.00	13.76	14.30	8.64	5.56	9.24	25.80	25.36	22.54	10.44	bye	9.82	7.64	14.44	22.14	23.00	3.46
Sam Bradford	STL	-	9		207.78	12.99	5.20	14.68	5.44	13.74	7.18	24.22	18.02	15.14	bye	15.84	12.24	12.72	6.60	19.36	12.60	13.68	11.12
Donovan McNabb	WAS	-	9		190.18	11.89	0.00	0.00	0.00	17.12	13.34	12.14	18.44	16.80	bye	15.90	9.80	11.94	18.28	11.90	14.94	21.04	8.54
Chad Henne	MIA	-	5		176.24	11.02	1.84	14.52	14.04	4.90	9.66	18.88	0.00	12.90	7.54	6.98	13.28	17.14	bye	17.20	21.62	8.56	7.18
Shaun Hill	DET	-	7	*	172.74	10.80	14.42	17.88	0.00	0.00	0.00	15.70	18.56	16.02	0.00	0.00	bye	7.64	21.98	24.54	11.88	23.00	1.12
Jon Kitna	DAL	Q	4		170.60	10.66	0.00	7.30	21.30	18.38	15.48	13.52	27.88	24.58	9.32	16.36	16.48	0.00	bye	0.00	0.00	0.00	0.00
Matt Hasselbeck	SEA	Q	5	*	170.04	10.63	0.00	7.06	0.24	14.90	7.06	16.08	19.84	17.32	0.00	5.52	11.78	13.38	bye	5.94	12.30	18.42	20.20
Jason Campbell	OAK	-	10	*	166.68	10.42	13.50	14.24	15.62	20.96	18.38	0.00	1.80	bye	12.16	20.80	17.66	3.42	11.06	0.00	0.00	4.38	12.70
Alex Smith	SFO	-	9	*	146.80	9.18	18.94	3.80	6.20	23.40	0.00	0.00	0.00	0.00	bye	0.00	9.16	15.64	22.96	9.62	12.28	17.80	7.00
Brett Favre	MIN	D	4	*	121.16	7.57	0.00	0.00	5.52	0.00	-1.00	7.78	7.32	6.70	23.94	9.36	9.48	7.72	19.66	bye	9.84	5.00	9.84
Kerry Collins	TEN	-	9	*	120.02	7.50	19.20	15.30	16.28	21.76	5.16	0.00	0.00	2.04	bye	2.08	20.04	8.30	0.00	0.00	0.00	9.86	0.00
Tony Romo	DAL	X	4	*	106.10	6.63	0.00	0.00	0.00	0.00	0.00	0.00	0.00	0.00	0.00	0.00	5.56	23.00	26.14	bye	19.26	16.86	15.28
Derek Anderson	ARI	-	6	*	102.10	6.38	0.00	0.00	0.00	0.00	2.72	5.84	15.80	16.88	12.76	11.36	3.84	bye	0.24	0.56	11.88	4.44	15.78
Tim Tebow	DEN	P	9		101.86	6.37	29.60	24.02	23.32	0.00	0.00	0.00	0.00	10.32	bye	6.10	0.00	8.30	0.00	0.00	0.00	0.00	0.20
Colt McCoy	CLE	-	8	*	98.94	6.18	11.26	5.96	17.72	0.00	0.00	0.00	16.54	13.30	14.96	bye	3.76	15.44	0.00	0.00	0.00	0.00	0.00
Vince Young	TEN	X	9	*	95.70	5.98	0.00	0.00	0.00	0.00	0.00	7.60	7.08	bye	18.42	0.00	6.44	17.12	12.72	9.32	0.84	16.16	
Troy Smith	SFO	-	9	*	81.14	5.07	0.00	11.92	0.00	0.00	13.56	8.76	9.42	19.44	bye	18.04	0.00	0.00	0.00	0.00	0.00	0.00	0.00
Kevin Kolb	PHI	-	8	*	72.68	4.54	7.68	0.00	0.00	0.00	0.00	0.00	-0.10	0.00	bye	12.04	24.14	14.82	13.14	0.00	0.00	0.96	
Jimmy Clausen	CAR	-	6	*	68.38	4.27	10.28	1.88	11.04	3.28	5.76	6.80	0.36	8.74	1.98	-1.00	0.00	bye	1.44	10.94	5.52	1.36	0.00
Drew Stanton	DET	P	7	*	60.50	3.78	0.00	0.00	16.48	11.08	18.32	0.00	0.00	0.60	0.00	bye	13.88	0.14	0.00	0.00	0.00	0.00	0.00
Rex Grossman	WAS	-	9	*	59.96	3.75	18.64	10.78	29.78	0.00	0.00	0.00	0.00	0.00	bye	0.76	0.00	0.00	0.00	0.00	0.00	0.00	0.00
Bruce Gradkowski	OAK	X	10	*	58.46	3.65	0.00	0.00	0.00	0.00	0.00	12.08	4.12	bye	0.00	0.00	0.00	0.56	17.72	14.50	9.48	0.00	0.00
Matthew Stafford	DET	X	7	*	52.50	3.28	0.00	0.00	0.00	0.00	0.00	0.00	0.00	0.00	24.70	25.48	bye	0.00	0.00	0.00	0.00	2.32	0.00
Matt Moore	CAR	X	6	*	44.78	2.80	0.00	0.00	0.00	0.00	0.00	0.00	0.00	0.00	0.52	9.26	19.62	bye	-0.60	0.00	0.00	7.20	8.78
Seneca Wallace	CLE	-	8	*	43.56	2.72	0.04	0.00	0.00	0.00	0.00	0.00	0.00	0.00	0.00	bye	0.00	0.00	9.56	10.86	9.64	12.56	0.90
Joe Webb	MIN	-	4		41.10	2.57	9.32	16.90	12.96	1.92	0.00	0.00	0.00	0.00	0.00	0.00	0.00	0.00	bye	0.00	0.00	0.00	0.00
Charlie Whitehurst	SEA	-	5	*	39.58	2.47	14.68	5.14	12.32	0.00	0.00	0.00	0.00	0.72	6.72	0.00	0.00	bye	0.00	0.00	0.00	0.00	0.00
John Skelton	ARI	-	6	*	36.38	2.27	7.58	13.42	6.84	6.74	1.80	0.00	0.00	0.00	0.00	0.00	0.00	bye	0.00	0.00	0.00	0.00	0.00
Jake Delhomme	CLE	-	8	*	34.68	2.17	0.00	0.00	0.00	1.44	12.18	8.00	0.00	0.00	0.00	bye	0.00	0.00	1.88	0.00	0.00	0.00	11.18
Tyler Thigpen	MIA	-	5	*	31.66	1.98	12.86	0.00	0.00	0.00	0.96	0.80	9.18	7.06	0.00	0.00	0.00	bye	0.80	0.00	0.00	0.00	0.00
Tarvaris Jackson	MIN	X	4	*	29.94	1.87	0.00	0.00	0.00	4.52	14.68	0.00	0.00	0.00	0.00	10.74	0.00	0.00	bye	0.00	0.00	0.00	0.00
Trent Edwards	JAC	-	9	*	29.64	1.85	10.40	0.00	0.00	0.00	0.00	0.00	0.00	0.00	bye	0.00	0.00	5.20	0.00	0.00	3.28	10.76	
Matt Flynn	GNB	-	10	*	28.92	1.81	0.00	0.00	21.34	7.08	-0.20	0.00	0.70	bye	0.00	0.00	0.00	0.00	0.00	0.00	0.00	0.00	0.00
Charlie Batch	PIT	-	5	*	26.08	1.63	0.00	0.00	0.00	0.00	0.00	0.00	0.00	0.00	0.00	0.00	0.00	bye	5.04	20.04	1.00	0.00	0.00
Stephen McGee	DAL	-	4	*	24.92	1.56	14.58	10.34	0.00	0.00	0.00	0.00	0.00	0.00	0.00	0.00	0.00	0.00	bye	0.00	0.00	0.00	0.00
Todd Bouman	JAC	-	9	*	15.68	0.98	0.00	0.00	0.00	0.00	0.00	0.00	0.00	0.00	bye	0.00	15.68	0.00	0.00	0.00	0.00	0.00	0.00
Mark Brunell	NYJ	-	7	*	11.68	0.73	11.40	0.00	0.00	0.00	0.00	0.00	0.00	0.00	0.00	bye	0.00	0.00	0.28	0.00	0.00	0.00	0.00
Dennis Dixon	PIT	X	5	*	11.36	0.71	0.00	0.00	0.00	0.00	0.00	0.00	0.00	0.00	0.00	0.00	0.00	bye	0.00	0.00	2.52	8.84	0.00
Max Hall	ARI	X	6	*	10.30	0.64	0.00	0.00	0.00	0.00	-0.60	0.00	0.0										



# Harger Fantasy Football League

## Top Quarterback Scoring

PLAYER	NFL	INJ	BYE	FA	TOTAL	AVG	17	16	15	14	13	12	11	10	9	8	7	6	5	4	3	2	1
Dan Orlovsky	HOU	-	7	*	0.20	0.01	0.00	0.00	0.00	0.00	0.20	0.00	0.00	0.00	0.00	0.00	bye	0.00	0.00	0.00	0.00	0.00	0.00
Daunte Culpepper	DET	-	7	*	0.00	0.00	0.00	0.00	0.00	0.00	0.00	0.00	0.00	0.00	0.00	0.00	bye	0.00	0.00	0.00	0.00	0.00	0.00
Jeff Garcia	PHI	-	8	*	0.00	0.00	0.00	0.00	0.00	0.00	0.00	0.00	0.00	0.00	0.00	bye	0.00	0.00	0.00	0.00	0.00	0.00	0.00
Marc Bulger	BAL	-	8	*	0.00	0.00	0.00	0.00	0.00	0.00	0.00	0.00	0.00	0.00	0.00	bye	0.00	0.00	0.00	0.00	0.00	0.00	0.00
A.J. Feeley	STL	-	9	*	0.00	0.00	0.00	0.00	0.00	0.00	0.00	0.00	0.00	0.00	bye	0.00	0.00	0.00	0.00	0.00	0.00	0.00	0.00
J.T. O'Sullivan	OAK	-	10	*	0.00	0.00	0.00	0.00	0.00	0.00	0.00	0.00	0.00	0.00	bye	0.00	0.00	0.00	0.00	0.00	0.00	0.00	0.00
Josh McCown	CAR	-	6	*	0.00	0.00	0.00	0.00	0.00	0.00	0.00	0.00	0.00	0.00	0.00	0.00	bye	0.00	0.00	0.00	0.00	0.00	0.00
Joey Harrington	NOR	-	10	*	0.00	0.00	0.00	0.00	0.00	0.00	0.00	0.00	0.00	bye	0.00	0.00	0.00	0.00	0.00	0.00	0.00	0.00	0.00
Patrick Ramsey	MIN	-	4	*	0.00	0.00	0.00	0.00	0.00	0.00	0.00	0.00	0.00	0.00	0.00	0.00	0.00	0.00	0.00	bye	0.00	0.00	0.00
Chris Simms	TEN	-	9	*	0.00	0.00	0.00	0.00	0.00	0.00	0.00	0.00	0.00	0.00	bye	0.00	0.00	0.00	0.00	0.00	0.00	0.00	0.00
J.P. Losman	SEA	-	5	*	0.00	0.00	0.00	0.00	0.00	0.00	0.00	0.00	0.00	0.00	0.00	0.00	0.00	0.00	bye	0.00	0.00	0.00	0.00
Jim Sorgi	NYG	X	8	*	0.00	0.00	0.00	0.00	0.00	0.00	0.00	0.00	0.00	0.00	0.00	bye	0.00	0.00	0.00	0.00	0.00	0.00	0.00
Charlie Frye	OAK	X	10	*	0.00	0.00	0.00	0.00	0.00	0.00	0.00	0.00	0.00	0.00	bye	0.00	0.00	0.00	0.00	0.00	0.00	0.00	0.00
Matt Leinart	HOU	-	7	*	0.00	0.00	0.00	0.00	0.00	0.00	0.00	0.00	0.00	0.00	0.00	bye	0.00	0.00	0.00	0.00	0.00	0.00	0.00
D.J. Shockley	ATL	-	8	*	0.00	0.00	0.00	0.00	0.00	0.00	0.00	0.00	0.00	0.00	0.00	bye	0.00	0.00	0.00	0.00	0.00	0.00	0.00
JaMarcus Russell	OAK	-	10	*	0.00	0.00	0.00	0.00	0.00	0.00	0.00	0.00	0.00	0.00	bye	0.00	0.00	0.00	0.00	0.00	0.00	0.00	0.00
Brady Quinn	DEN	-	9	*	0.00	0.00	0.00	0.00	0.00	0.00	0.00	0.00	0.00	0.00	bye	0.00	0.00	0.00	0.00	0.00	0.00	0.00	0.00
John Beck	WAS	-	9	*	0.00	0.00	0.00	0.00	0.00	0.00	0.00	0.00	0.00	0.00	bye	0.00	0.00	0.00	0.00	0.00	0.00	0.00	0.00
Jeff Rowe	NWE	-	5	*	0.00	0.00	0.00	0.00	0.00	0.00	0.00	0.00	0.00	0.00	0.00	0.00	0.00	0.00	bye	0.00	0.00	0.00	0.00
Matt Gutierrez	CHI	-	8	*	0.00	0.00	0.00	0.00	0.00	0.00	0.00	0.00	0.00	0.00	0.00	0.00	0.00	0.00	0.00	0.00	0.00	0.00	0.00
Kevin O'Connell	NYJ	X	7	*	0.00	0.00	0.00	0.00	0.00	0.00	0.00	0.00	0.00	0.00	0.00	0.00	bye	0.00	0.00	0.00	0.00	0.00	0.00
John David Booty	HOU	-	7	*	0.00	0.00	0.00	0.00	0.00	0.00	0.00	0.00	0.00	0.00	0.00	0.00	bye	0.00	0.00	0.00	0.00	0.00	0.00
Erik Ainge	NYJ	-	7	*	0.00	0.00	0.00	0.00	0.00	0.00	0.00	0.00	0.00	0.00	0.00	0.00	bye	0.00	0.00	0.00	0.00	0.00	0.00
Colt Brennan	OAK	-	10	*	0.00	0.00	0.00	0.00	0.00	0.00	0.00	0.00	0.00	0.00	bye	0.00	0.00	0.00	0.00	0.00	0.00	0.00	0.00
Brett Ratliff	CLE	-	8	*	0.00	0.00	0.00	0.00	0.00	0.00	0.00	0.00	0.00	0.00	0.00	bye	0.00	0.00	0.00	0.00	0.00	0.00	0.00
Pat White	MIA	-	5	*	0.00	0.00	0.00	0.00	0.00	0.00	0.00	0.00	0.00	0.00	0.00	0.00	0.00	0.00	bye	0.00	0.00	0.00	0.00
Rhett Bomar	MIN	-	4	*	0.00	0.00	0.00	0.00	0.00	0.00	0.00	0.00	0.00	0.00	0.00	0.00	0.00	0.00	0.00	bye	0.00	0.00	0.00
Nate Davis	SFO	-	9	*	0.00	0.00	0.00	0.00	0.00	0.00	0.00	0.00	0.00	0.00	bye	0.00	0.00	0.00	0.00	0.00	0.00	0.00	0.00
Tom Brandstater	MIA	-	5	*	0.00	0.00	0.00	0.00	0.00	0.00	0.00	0.00	0.00	0.00	0.00	0.00	0.00	0.00	bye	0.00	0.00	0.00	0.00
Mike Teel	CHI	-	8	*	0.00	0.00	0.00	0.00	0.00	0.00	0.00	0.00	0.00	0.00	0.00	bye	0.00	0.00	0.00	0.00	0.00	0.00	0.00
Keith Null	CAR	-	6	*	0.00	0.00	0.00	0.00	0.00	0.00	0.00	0.00	0.00	0.00	0.00	0.00	0.00	0.00	bye	0.00	0.00	0.00	0.00
Curtis Painter	IND	-	7	*	0.00	0.00	0.00	0.00	0.00	0.00	0.00	0.00	0.00	0.00	0.00	0.00	bye	0.00	0.00	0.00	0.00	0.00	0.00
Drew Willy	IND	-	7	*	0.00	0.00	0.00	0.00	0.00	0.00	0.00	0.00	0.00	0.00	0.00	0.00	bye	0.00	0.00	0.00	0.00	0.00	0.00
Mike Kafka	PHI	-	8	*	0.00	0.00	0.00	0.00	0.00	0.00	0.00	0.00	0.00	0.00	0.00	0.00	bye	0.00	0.00	0.00	0.00	0.00	0.00
Jonathan Crompton	NWE	-	5	*	0.00	0.00	0.00	0.00	0.00	0.00	0.00	0.00	0.00	0.00	0.00	0.00	0.00	0.00	bye	0.00	0.00	0.00	0.00
Dan LeFevour	CIN	-	6	*	0.00	0.00	0.00	0.00	0.00	0.00	0.00	0.00	0.00	0.00	0.00	0.00	0.00	0.00	bye	0.00	0.00	0.00	0.00
Sean Canfield	NOR	-	10	*	0.00	0.00	0.00	0.00	0.00	0.00	0.00	0.00	0.00	bye	0.00	0.00	0.00	0.00	0.00	0.00	0.00	0.00	0.00
Zac Robinson	DET	-	7	*	0.00	0.00	0.00	0.00	0.00	0.00	0.00	0.00	0.00	0.00	0.00	0.00	0.00	0.00	bye	0.00	0.00	0.00	0.00
Jevan Snead	TAM	-	4	*	0.00	0.00	0.00	0.00	0.00	0.00	0.00	0.00	0.00	0.00	0.00	0.00	0.00	0.00	0.00	bye	0.00	0.00	0.00
Jarrett Brown	SFO	-	9	*	0.00	0.00	0.00	0.00	0.00	0.00	0.00	0.00	0.00	0.00	0.00	bye	0.00	0.00	0.00	0.00	0.00	0.00	0.00
Tim Hiller	IND	-	7	*	0.00	0.00	0.00	0.00	0.00	0.00	0.00	0.00	0.00	0.00	0.00	0.00	bye	0.00	0.00	0.00	0.00	0.00	0.00
Hunter Cantwell	BAL	-	8	*	0.00	0.00	0.00	0.00	0.00	0.00	0.00	0.00	0.00	0.00	0.00	0.00	bye	0.00	0.00	0.00	0.00	0.00	0.00
Levi Brown	BUF	-	6	*	-0.04	-0.00	-0.04	0.00	0.00	0.00	0.00	0.00	0.00	0.00	0.00	0.00	0.00	0.00	bye	0.00	0.00	0.00	0.00
Billy Volek	SDG	-	10	*	-0.18	-0.01	0.00	0.00	-0.20	0.00	0.00	0.00	0.00	0.00	bye	0.00	0.00	0.00	0.00	0.12	0.00	-0.10	0.00
Sage Rosenfels	NYG	-	8	*	-0.30	-0.02	0.00	0.00	0.00	0.00	0.00	0.00	0.00	0.00	-0.30	bye	0.00	0.00	0.00	0.00	0.00	0.00	0.00
Todd Collins	CHI	-	8	*	-1.36	-0.09	0.00	0.00	0.00	0.00	0.00	0.00	0.00	0.00	0.00	bye	0.00	0.00	-2.72	0.44	0.92	0.00	0.00





## Top Running Back Scoring

PLAYER	NFL	INJ	BYE	FA	TOTAL	AVG	17	16	15	14	13	12	11	10	9	8	7	6	5	4	3	2	1
Arian Foster	HOU	-	7		327.80	20.49	31.00	19.50	6.10	12.50	22.90	21.80	25.30	12.00	31.70	22.70	bye	21.70	2.70	30.70	11.60	13.80	41.80
Adrian Peterson	MIN	P	4		240.90	15.06	2.90	17.90	0.00	2.60	28.80	13.00	8.80	7.50	26.40	20.20	23.20	13.10	10.80	bye	31.00	24.60	10.10
Jamaal Charles	KAN	-	4		239.50	14.97	16.00	23.70	21.30	4.90	13.60	22.60	12.60	18.10	10.00	23.80	13.10	11.70	9.10	bye	15.40	7.60	16.00
Peyton Hillis	CLE	Q	8		238.92	14.93	1.60	4.00	8.20	10.80	7.90	37.40	20.30	15.90	33.00	bye	13.52	9.00	12.70	17.00	24.00	12.10	11.50
Chris Johnson	TEN	-	9		230.90	14.43	15.00	5.80	19.70	23.90	6.70	0.70	13.60	18.40	bye	14.30	7.30	19.10	25.20	5.40	24.50	4.30	27.00
Darren McFadden	OAK	Q	10		223.40	13.96	0.00	7.60	14.80	38.90	17.70	6.50	3.00	bye	10.40	13.50	43.60	0.00	0.00	12.90	18.20	15.30	21.00
LeSean McCoy	PHI	-	8		220.20	13.76	0.00	8.50	7.70	15.30	25.00	12.00	20.00	15.40	10.30	bye	10.20	8.50	19.80	16.40	6.10	30.80	14.20
Rashard Mendenhall	PIT	-	5		220.00	13.75	18.00	14.30	15.90	7.50	6.30	20.10	10.90	5.50	19.00	14.50	4.30	15.90	bye	20.80	20.30	7.20	19.50
Michael Turner	ATL	-	8		215.60	13.48	11.70	3.80	8.20	30.40	14.80	17.40	18.70	3.90	22.70	bye	26.40	4.90	14.00	7.80	18.50	7.50	4.90
Matt Forte	CHI	-	8		215.60	13.48	15.10	22.90	9.80	6.10	16.00	13.90	16.40	7.80	8.10	bye	6.30	11.10	30.80	3.30	4.30	12.60	31.10
Ray Rice	BAL	-	8		213.90	13.37	13.70	9.20	35.30	12.00	5.00	13.20	19.10	10.20	18.00	bye	7.30	12.60	27.90	2.90	9.60	11.70	6.20
Maurice Jones-Drew	JAC	O	9		203.10	12.69	0.00	0.00	6.80	18.00	19.00	12.20	26.00	24.30	bye	14.80	18.10	6.50	9.30	24.10	8.90	3.80	11.30
Ahmad Bradshaw	NYG	P	8		198.90	12.43	3.00	6.20	8.00	17.50	22.50	10.30	1.40	13.50	21.20	bye	12.80	14.30	8.90	19.30	16.80	8.90	14.30
Steven Jackson	STL	-	9		197.40	12.34	8.40	12.70	16.40	12.40	17.50	6.60	6.10	20.80	bye	6.30	14.50	17.10	12.60	12.40	12.40	12.50	8.70
BenJarvus Green-Ellis	NWE	-	5	*	187.30	11.71	14.60	10.70	11.00	8.70	19.90	17.90	16.00	12.30	1.40	24.30	8.40	8.00	bye	13.60	16.40	1.90	2.20
Cedric Benson	CIN	-	6		173.90	10.87	6.50	4.20	21.00	4.50	18.30	4.10	19.60	4.10	13.40	8.10	6.60	bye	18.30	6.00	21.00	7.80	10.40
LaDainian Tomlinson	NYJ	-	7	*	163.40	10.21	0.00	10.20	5.50	5.40	6.10	6.30	10.70	11.00	10.20	8.30	bye	18.70	10.70	27.50	14.80	10.20	7.80
Knowshon Moreno	DEN	Q	9	*	161.10	10.07	4.30	4.10	0.60	17.30	17.50	16.80	18.00	21.60	bye	5.90	21.00	3.80	0.00	0.00	0.00	17.80	12.40
Mike Tolbert	SDG	X	10	*	160.10	10.01	0.00	-1.20	10.60	13.90	6.30	17.80	21.30	bye	5.40	15.00	7.80	6.30	8.50	16.30	8.00	21.50	2.60
Frank Gore	SFO	X	9	*	158.50	9.91	0.00	0.00	0.00	0.00	0.00	5.20	6.00	21.40	bye	18.50	15.90	14.90	11.30	14.70	15.50	28.80	8.30
Fred Jackson	BUF	-	6	*	154.20	9.64	4.80	9.20	3.60	11.50	4.80	22.30	24.90	28.00	8.60	7.50	7.70	bye	6.60	2.10	0.80	9.90	1.90
Brandon Jacobs	NYG	-	8		140.20	8.76	10.90	3.70	3.40	17.60	22.30	8.70	3.20	2.80	7.80	bye	12.50	15.50	10.10	12.60	1.80	0.80	6.50
Jahvid Best	DET	P	7		140.00	8.75	5.70	13.70	1.20	4.20	9.70	0.00	1.70	3.90	8.80	7.90	bye	4.70	10.40	7.40	3.90	41.20	15.60
Thomas Jones	KAN	-	4		136.80	8.55	1.50	4.10	13.80	0.10	10.70	8.20	19.10	2.20	3.20	8.20	18.50	17.00	1.90	bye	15.60	8.80	3.90
Felix Jones	DAL	-	4		136.00	8.50	7.70	8.80	11.70	14.30	9.10	11.30	7.60	19.60	1.60	3.60	6.20	9.30	12.60	bye	4.30	1.90	6.40
LeGarrette Blount	TAM	-	4		135.10	8.44	5.80	16.70	17.00	5.80	16.30	5.50	8.20	15.10	4.60	23.90	7.20	0.00	0.30	bye	8.70	0.00	0.00
Michael Bush	OAK	-	10		132.90	8.31	23.10	3.40	14.40	2.20	15.50	0.10	5.10	bye	1.70	16.60	12.50	5.90	19.50	11.60	1.30	0.00	0.00
Brandon Jackson	GNB	-	10		128.50	8.03	3.50	4.90	10.20	2.80	7.60	3.60	6.60	bye	18.80	7.20	16.40	8.20	14.00	3.40	3.90	9.90	7.50
Danny Woodhead	NWE	-	5		127.60	7.97	0.90	18.50	7.10	8.20	11.50	4.50	15.00	3.30	9.20	11.80	5.20	11.50	bye	10.70	10.20	0.00	0.00
Ronnie Brown	MIA	-	5		125.60	7.85	5.30	13.10	10.20	4.50	7.70	8.50	2.90	7.10	15.90	6.80	3.40	7.50	bye	5.60	5.30	7.30	14.50
Ryan Torain	WAS	Q	9		121.70	7.61	6.90	12.90	16.10	18.20	0.00	0.00	0.00	0.00	bye	8.90	11.50	22.90	6.70	13.00	4.60	0.00	0.00
Ryan Mathews	SDG	-	10		121.00	7.56	31.90	14.30	5.60	13.10	0.00	0.00	0.00	bye	5.00	11.40	2.20	7.60	5.90	12.80	0.00	4.50	6.70
Marshawn Lynch	SEA	-	5		120.20	7.51	5.80	5.30	13.70	6.60	28.00	3.30	3.50	12.20	4.80	0.70	8.90	11.30	bye	-0.20	8.60	6.40	1.30
Tim Hightower	ARI	-	6	*	113.20	7.07	3.20	2.90	2.80	25.80	8.60	0.00	8.60	12.20	3.90	1.10	5.30	bye	0.60	2.40	4.00	18.40	13.40
Jonathan Stewart	CAR	P	6		101.30	6.33	3.10	8.00	12.90	12.30	15.90	9.80	0.00	0.00	2.00	3.80	2.90	bye	3.40	13.60	8.10	4.30	1.20
Chris Ivory	NOR	P	10		101.30	6.33	3.30	0.00	0.00	4.70	23.70	15.80	15.90	bye	5.00	0.70	4.80	17.50	3.90	5.70	0.30	0.00	0.00
Shonn Greene	NYJ	-	7	*	98.60	6.16	0.00	14.40	4.50	4.60	6.70	8.10	3.20	9.40	5.50	3.20	bye	4.30	11.70	11.70	3.60	6.00	1.70
Ricky Williams	MIA	-	5	*	97.40	6.09	-0.50	9.20	5.30	3.40	6.70	15.80	1.30	7.00	0.10	10.90	4.80	6.30	bye	16.10	2.80	2.00	6.20
Carnell Williams	TAM	-	4		96.20	6.01	0.70	4.30	6.40	4.00	1.40	6.00	11.80	14.50	2.20	3.60	10.60	7.10	3.30	bye	4.60	5.90	9.80
Jason Snelling	ATL	-	8	*	92.70	5.79	4.30	2.40	8.10	0.00	0.00	3.90	2.80	12.70	3.90	bye	1.90	2.70	2.00	3.60	7.00	36.60	0.80
Rashad Jennings	JAC	-	9	*	92.20	5.76	20.20	6.10	7.70	16.90	11.40	11.30	1.20	0.80	bye	0.00	0.00	0.00	0.00	1.50	3.30	8.80	3.00
Mike Goodson	CAR	-	6		91.20	5.70	-0.70	1.60	4.80	13.60	7.90	19.60	15.10	10.30	4.70	1.70	-0.50	bye	0.00	0.00	4.70	5.30	3.10
Justin Forsett	SEA	-	5	*	89.50	5.59	5.00	1.70	1.60	1.40	6.00	1.00	4.30	15.50	0.40	3.70	7.20	13.60	bye	7.50	9.40	5.20	6.00
Darren Sproles	SDG	-	10	*	88.00	5.50	6.90	6.30	3.10	10.40	-0.30	4.10	13.40	bye	0.90	13.70	7.70	5.70	3.30	0.70	1.60	10.00	0.50
Keiland Williams	WAS	-	9	*	86.00	5.38	5.10	1.20	1.70	7.60	2.10	2.60	9.50	31.90	bye	11.30	0.00	9.10	1.00	0.00	1.40	1.50	0.00
Joseph Addai	IND	-	7		84.90	5.31	4.40	11.10	0.00	0.00	0.00	0.00	0.00	0.00	0.00	0.00	bye	17.80	8.90	20.20	3.90	11.30	7.30
Donald Brown	IND	-	7		82.20	5.14	0.90	2.80	19.30	6.20	0.80	7.10	10.80	5.00	9.70	2.90	bye	0.00	0.00	0.00	1.20	14.80	0.70
Maurice Morris	DET	-	7		80.60	5.04	10.50	9.50	17.90	5.70	4.00	19.50	7.10	0.00	0.00	0.00	0.00	0.00	0.00	0.00	4.10	0.80	1.50
Brian Westbrook	SFO	P	9		79.00	4.94	21.30	4.30	9.00	17.00	3.10	19.60	0.00	0.40	bye	1.30	-0.10	1.90	0.60	0.00	0.60	0.00	0.00
Willis McGahee	BAL	-	8	*	77.20	4.82	1.30	3.40	5.30	6.70	0.70	2.20	1.30	0.40	12.60	bye	13.40	0.00	12.70	9.10	2.90	1.00	4.20
John Kuhn	GNB	-	10	*	73.80	4.61	0.70	20.90	10.80	0.60	7.70	0.90	0.00	bye	6.20	2.10	1.20	0.90	1.70	3.90	5.10	3.60	7.50
Marion Barber	DAL	-	4		66.30	4.14	0.30	11.80	0.00	0.00	0.00	8.70	5.10	4.50	1.40	7.60	1.30	4.60	1.90	bye	12.00	3.10	4.00
Derrick Ward	HOU	-	7		61.80	3.86	13.00	1.30	2.60	0.30	1.50	4.70	0.00	1.10	1.20	1.40	bye	13.00	7.30	14.00	0.40	0.00	0.00
Correll Buckhalter	DEN	-	9	*	61.70	3.86	5.70	21.20	2.00	0.00	0.00	1.20	0.90	0.90	bye	2.30	0.00	2.00	2.50	10.10	4.50	7.90	0.50
Chris Wells	ARI	-	6	*	59.10	3.69	2.20	4.70	1.10	1.60	2.40	5.60	3.90	0.00	-0.20	12.40	11.40	bye	4.00	2.50	7.50	0.00	0.00
Pierre Thomas	NOR	Q	10	*	59.00	3.69	0.00	16.20	2.00	6.80	0.00	0.00	0.00	0.00	0.00	0.00	0.00	0.00	0.00	0.00	9.10	10.30	14.60
Chester Taylor	CHI	-	8		58.60	3.66	1.10	0.40	0.50	6.90	12.40	-0.30	1.0										





# Harger Fantasy Football League

## Top Wide Receiver Scoring

PLAYER	NFL	INJ	BYE	FA	TOTAL	AVG	17	16	15	14	13	12	11	10	9	8	7	6	5	4	3	2	1	
Brandon Lloyd	DEN	-	9		209.00	13.06	11.50	11.10	13.90	3.20	3.10	19.60	13.80	21.00		bye	22.90	4.60	7.40	25.50	11.50	22.90	5.30	11.70
Dwayne Bowe	KAN	-	4		206.60	12.91	6.80	21.30	5.30	0.30	0.00	35.00	22.90	30.60	12.30	8.00	20.10	22.80	3.30	bye	12.10	4.50	1.30	
Roddy White	ATL	P	8		202.20	12.64	12.20	10.30	12.50	7.90	7.40	4.90	10.30	25.80	5.20	bye	33.10	8.30	16.10	10.40	12.90	13.80	11.10	
Greg Jennings	GNB	-	10		198.40	12.40	9.70	14.20	8.90	5.20	24.20	11.90	33.20	bye	14.00	8.10	13.40	19.30	2.20	8.50	7.80	3.60	14.20	
Mike Wallace	PIT	-	5		189.60	11.85	16.50	16.40	11.00	9.00	7.60	3.30	19.50	25.60	17.00	4.30	11.30	15.00	bye	2.50	21.90	2.50	6.20	
Calvin Johnson	DET	Q	7		189.20	11.82	0.00	5.20	15.20	5.70	12.60	15.60	10.60	18.80	1.30	28.10	bye	20.60	11.40	20.80	5.80	13.00	4.50	
Hakeem Nicks	NYG	O	8		171.20	10.70	0.00	15.30	12.30	9.60	0.00	0.00	6.50	8.20	18.80	bye	22.80	0.80	25.00	11.00	5.60	9.80	25.50	
Andre Johnson	HOU	D	7		170.60	10.66	0.00	0.00	11.80	26.00	15.90	11.60	3.20	20.60	4.10	16.60	bye	19.80	9.50	0.00	6.40	21.80	3.30	
Reggie Wayne	IND	-	7		170.50	10.66	12.80	4.00	3.40	10.60	26.00	4.20	16.70	3.40	8.30	9.90	bye	7.10	7.50	18.60	6.50	15.60	15.90	
Steve Johnson	BUF	-	6		166.30	10.39	6.20	5.80	12.90	4.20	3.60	6.80	31.70	3.70	14.50	9.70	21.80	bye	16.60	9.10	12.60	3.10	4.00	
DeSean Jackson	PHI	Q	8		163.00	10.19	0.00	3.20	10.20	27.60	8.40	2.90	5.30	16.30	18.90	bye	0.00	19.80	3.20	2.10	22.10	20.00	3.00	
Miles Austin	DAL	-	4		160.40	10.02	5.30	17.10	9.80	4.80	5.30	14.50	12.70	12.80	1.60	11.70	3.80	1.20	23.00	bye	2.00	14.20	20.60	
Mike Williams	TAM	-	4		160.40	10.02	10.00	16.40	15.60	1.50	12.80	2.00	11.40	6.80	14.90	16.50	8.20	4.50	14.90	bye	4.50	11.40	9.00	
Jeremy Maclin	PHI	-	8		159.00	9.94	0.00	7.40	16.90	1.10	6.80	10.70	12.00	15.00	4.80	bye	5.60	27.90	9.50	1.50	20.30	8.60	10.90	
Terrell Owens	CIN	X	6	*	152.30	9.52	0.00	0.00	0.00	2.20	10.70	1.70	12.30	6.40	26.10	18.50	14.80	bye	16.20	28.20	4.20	5.70	5.30	
Larry Fitzgerald	ARI	-	6		151.70	9.48	18.50	2.60	12.50	7.20	6.10	3.70	15.00	11.10	10.70	19.20	3.00	bye	9.30	5.60	8.60	8.30	10.30	
Mario Manningham	NYG	-	8		147.60	9.23	16.10	19.20	22.30	0.10	3.60	12.10	2.40	15.10	5.60	bye	10.00	11.10	0.00	0.00	7.80	13.70	8.50	
Santana Moss	WAS	-	9		144.90	9.06	6.40	8.50	19.10	14.20	2.40	4.00	16.60	2.80	bye	5.60	12.10	7.70	11.80	0.50	17.40	8.10	7.70	
Marques Colston	NOR	Q	10		144.40	9.02	0.00	2.10	8.10	16.60	12.50	10.50	23.30	bye	6.50	13.60	17.20	5.30	9.70	3.60	2.50	6.70	6.20	
Percy Harvin	MIN	-	4		140.80	8.80	6.80	10.60	13.10	0.00	0.00	4.60	3.00	12.40	11.60	12.40	16.60	9.90	21.70	bye	13.50	3.20	1.40	
Braylon Edwards	NYJ	-	7		133.80	8.36	11.20	7.80	10.00	1.70	3.90	2.00	14.60	5.90	12.80	3.20	bye	10.60	7.00	14.60	14.70	12.50	1.30	
Kenny Britt	TEN	-	9		132.50	8.28	14.50	14.90	12.80	2.90	0.00	0.00	0.00	0.00	bye	0.00	40.50	9.30	14.60	8.30	8.60	6.10	0.00	
Wes Welker	NWE	P	5		127.80	7.99	0.00	1.90	4.20	11.50	14.00	21.00	11.80	8.90	4.60	2.40	2.50	5.30	bye	7.00	4.50	9.80	18.40	
Johnny Knox	CHI	-	8		125.20	7.82	0.00	21.20	13.80	0.60	3.40	12.80	5.50	9.00	4.90	bye	14.60	12.00	1.40	2.60	9.60	8.60	5.20	
Anquan Boldin	BAL	-	8		124.90	7.81	0.90	1.50	0.20	4.10	17.80	2.70	1.90	11.00	2.80	bye	15.20	12.20	0.80	7.10	32.20	3.50	11.00	
Lance Moore	NOR	-	10		123.30	7.71	5.30	4.80	8.60	13.00	3.60	9.90	4.30	bye	7.70	11.40	4.30	11.70	0.80	8.70	26.90	0.00	2.30	
Derrick Mason	BAL	P	8		122.20	7.64	3.40	11.00	4.20	19.80	2.20	14.70	4.20	10.80	10.20	bye	4.80	10.00	4.70	8.00	3.00	9.10	2.10	
Mike Thomas	JAC	-	9		120.40	7.53	3.20	16.00	11.30	-0.80	3.10	4.60	9.60	22.70	bye	11.00	-1.00	8.80	9.40	8.70	0.70	4.20	8.90	
Brandon Marshall	MIA	-	5		118.70	7.42	9.70	10.20	15.60	7.60	0.00	0.00	4.10	3.40	3.00	6.40	5.70	12.70	bye	5.00	22.90	7.10	5.30	
Deion Branch	NWE	Q	5		116.80	7.30	0.00	2.50	3.30	21.10	12.40	23.30	7.00	7.10	2.10	2.10	3.90	15.80	bye	1.00	5.00	3.10	7.10	
Pierre Garcon	IND	-	7		115.00	7.19	13.80	9.00	4.40	21.30	12.70	7.20	6.20	3.70	1.50	7.80	bye	16.30	5.70	0.00	0.00	1.10	4.30	
Austin Collie	IND	X	7	*	111.90	6.99	0.00	0.00	20.70	0.00	0.00	0.00	6.00	0.00	-0.10	0.00	bye	11.70	4.80	9.90	29.10	8.50	21.30	
Santonio Holmes	NYJ	P	7		110.30	6.89	7.70	12.20	4.00	5.70	7.20	10.40	24.60	13.60	11.40	4.30	bye	5.10	4.10	0.00	0.00	0.00	0.00	
Michael Crabtree	SFO	-	9		110.10	6.88	4.70	18.20	1.70	0.10	4.50	10.80	1.50	12.10	bye	11.30	3.10	11.70	16.50	5.80	3.70	3.20	1.20	
Davone Bess	MIA	-	5	*	109.70	6.86	9.50	8.40	7.80	0.60	6.70	11.10	0.90	2.90	5.00	4.30	12.60	9.70	bye	15.30	8.60	1.20	5.10	
Malcom Floyd	SDG	P	10	*	107.70	6.73	5.70	0.00	0.00	17.10	7.20	0.00	8.40	bye	0.00	0.00	0.00	1.50	27.30	4.50	15.70	15.50	4.80	
Chad Ochocinco	CIN	O	6		107.10	6.69	0.00	0.00	3.60	7.10	9.60	4.10	8.80	14.60	1.50	3.40	16.80	bye	2.00	5.90	3.40	4.40	21.90	
Nate Burleson	DET	-	7	*	104.60	6.54	16.30	1.90	11.30	1.10	2.70	3.50	17.20	6.40	17.30	3.70	bye	9.30	11.60	0.00	0.00	0.40	1.90	
Hines Ward	PIT	-	5		104.30	6.52	10.50	3.80	3.40	11.50	1.30	10.70	2.80	0.00	6.00	1.50	19.10	11.40	bye	1.40	9.20	0.90	10.80	
Anthony Armstrong	WAS	-	9	*	104.10	6.51	14.40	1.50	10.00	3.00	14.70	5.30	4.10	8.30	bye	9.20	4.20	4.60	14.40	5.70	0.00	3.60	1.10	
Nate Washington	TEN	-	9		103.90	6.49	3.80	3.70	8.00	4.80	4.00	0.20	11.70	8.60	bye	17.70	0.70	0.90	8.40	4.20	3.00	9.40	14.80	
Jacoby Ford	OAK	-	10		103.50	6.47	11.70	8.10	17.80	3.10	6.70	24.10	2.70	bye	20.80	3.30	4.40	0.00	0.00	0.80	0.00	0.00	0.00	
Dez Bryant	DAL	X	4	*	103.10	6.44	0.00	0.00	0.00	0.00	1.40	0.00	6.80	16.40	13.60	8.40	23.40	9.10	2.20	bye	5.00	11.20	5.60	
Jabar Gaffney	DEN	-	9	*	99.50	6.22	1.20	9.00	3.20	4.80	2.80	5.90	3.30	11.70	bye	5.40	5.40	8.10	8.70	5.10	14.00	1.50	9.40	
Mike Sims-Walker	JAC	P	9		97.20	6.07	0.00	3.10	16.20	8.30	0.00	4.80	0.00	2.60	bye	21.30	9.80	1.60	10.60	0.00	3.40	15.50	0.00	
James Jones	GNB	-	10		96.90	6.06	0.80	9.60	15.50	3.00	0.80	4.40	11.10	bye	18.30	0.00	10.70	0.00	6.50	1.50	4.50	9.20	1.00	
Robert Meachem	NOR	P	10		95.20	5.95	0.20	10.10	1.70	0.00	16.60	5.50	17.80	bye	1.50	7.60	3.30	13.10	11.70	2.30	0.50	0.00	3.30	
Danny Amendola	STL	-	9		94.00	5.88	0.90	5.30	6.00	1.60	1.70	8.90	6.30	12.30	bye	8.80	11.00	1.90	8.50	4.60	5.60	3.90	6.70	
Devin Hester	CHI	-	8		92.50	5.78	1.60	10.80	14.30	1.70	0.60	8.60	4.10	9.80	2.20	bye	3.50	8.60	1.00	2.70	7.60	13.70	1.70	
Kevin Walter	HOU	-	7		92.10	5.76	5.40	1.40	13.90	5.70	3.30	1.20	1.60	15.00	0.00	0.00	bye	0.00	2.40	3.50	9.40	20.40	8.90	
Steve Breaston	ARI	-	6	*	87.98	5.50	2.60	0.00	10.20	3.50	6.20	2.20	9.20	9.80	3.48	16.10	0.00	bye	0.00	0.00	10.50	1.00	13.20	
Mike Williams	SEA	-	5	*	87.10	5.44	7.60	1.50	6.60	0.00	0.00	0.00	10.90	14.50	2.50	2.70	14.70	12.30	bye	3.20	3.50	0.70	6.40	
Eddie Royal	DEN	Q	9	*	84.80	5.30	0.00	2.20	0.00	4.40	0.70	14.40	1.20	5.90	bye	3.40	2.60	5.00	3.10	17.30	2.30	12.50	9.80	
Roy Williams	DAL	P	4		83.00	5.19	0.60	0.00	0.00	2.30	5.20	7.30	2.00	3.30	0.60	2.10	0.00	14.80	14.70	bye	23.70	4.30	2.10	
Josh Morgan	SFO	-	9	*	82.50	5.16	5.90	3.90	10.60	14.20	0.00	4.10	4.10	6.50	bye	3.00	3.80	4.90	2.10	2.00	7.20	7.00	3.20	
Lee Evans	BUF	X	6	*	80.80	5.05	0.00	0.00	0.00	0.00	7.20	-0.10	7.20	5.20	3.10	5.60	28.5							



# Harger Fantasy Football League

## Top Wide Receiver Scoring

PLAYER	NFL	INJ	BYE	FA	TOTAL	AVG	17	16	15	14	13	12	11	10	9	8	7	6	5	4	3	2	1
T.J. Houshmandzadeh	BAL	-	8	*	57.80	3.61	1.70	9.20	1.50	2.30	2.00	3.60	13.90	1.40	3.40	bye	0.00	2.40	2.40	10.90	0.40	0.00	2.70
Patrick Crayton	SDG	D	10	*	57.40	3.59	0.00	0.00	0.00	0.00	0.00	0.00	16.50	bye	7.00	4.60	8.20	11.70	2.20	0.00	5.70	1.50	0.00
Jerricho Cotchery	NYJ	-	7	*	55.80	3.49	3.10	0.80	0.00	6.90	0.90	0.00	0.00	10.30	2.90	8.90	bye	1.80	4.60	2.60	2.00	9.20	1.80
Brad Smith	NYJ	P	7	*	55.54	3.47	6.12	1.80	6.20	0.10	0.20	19.80	0.50	4.50	0.80	0.20	bye	1.80	0.40	5.22	5.20	0.00	2.70
Arrelious Benn	TAM	X	4	*	55.00	3.44	0.00	1.60	3.40	13.90	3.80	0.90	1.40	8.90	7.80	5.30	0.90	1.30	2.50	bye	3.30	0.00	0.00
Roscoe Parrish	BUF	X	6	*	54.30	3.39	0.00	0.00	0.00	0.00	0.00	0.00	0.00	0.00	12.00	7.90	6.30	bye	5.80	0.70	8.30	3.80	9.50
David Nelson	BUF	O	6	*	53.30	3.33	0.00	0.00	12.10	7.10	9.40	5.80	0.00	0.00	1.90	2.50	2.50	bye	2.30	7.50	0.00	0.00	2.20
Devery Henderson	NOR	-	10	*	53.20	3.33	0.00	4.40	5.30	0.00	0.00	9.70	1.80	bye	0.00	3.30	2.00	0.00	6.10	5.70	2.30	2.80	9.80
Brian Robiskie	CLE	-	8	*	49.00	3.06	9.50	9.50	14.20	1.70	1.00	5.00	0.00	0.00	2.00	bye	2.50	1.30	0.50	0.00	0.00	1.20	0.60
Emmanuel Sanders	PIT	-	5	*	48.60	3.04	1.60	5.40	7.80	0.00	4.90	2.70	9.50	10.10	0.00	2.10	0.80	3.70	bye	0.00	0.00	0.00	0.00
Darius Heyward-Bey	OAK	-	10	*	46.40	2.90	-0.80	4.00	2.00	4.00	1.40	0.20	0.00	bye	0.00	19.50	0.00	1.90	0.00	0.20	4.90	8.00	1.10
Laurent Robinson	STL	-	9	*	45.00	2.81	0.50	8.00	0.80	6.10	2.40	5.80	5.50	2.40	bye	3.30	0.90	0.00	1.10	0.00	0.00	0.40	7.80
Vincent Jackson	SDG	-	10	*	44.20	2.76	5.30	5.40	29.20	4.30	0.00	0.00	0.00	bye	0.00	0.00	0.00	0.00	0.00	0.00	0.00	0.00	0.00
Legedu Naanee	SDG	-	10	*	43.90	2.74	7.90	5.90	0.00	0.00	1.40	3.80	0.00	bye	0.00	0.00	0.00	0.00	0.00	0.40	6.10	1.40	17.00
Jerome Simpson	CIN	-	6	*	43.90	2.74	16.50	24.40	3.00	0.00	0.00	0.00	0.00	0.00	0.00	0.00	0.00	bye	0.00	0.00	0.00	0.00	0.00
Mark Clayton	STL	X	9	*	43.20	2.70	0.00	0.00	0.00	0.00	0.00	0.00	0.00	0.00	bye	0.00	0.00	0.00	0.60	7.80	8.50	14.40	11.90
Joshua Cribbs	CLE	-	8	*	42.56	2.66	3.70	1.70	0.40	-0.40	0.00	0.00	0.00	5.10	1.50	bye	1.00	0.10	2.30	3.30	7.80	13.50	2.56
Michael Spurlock	TAM	-	4	*	42.00	2.63	0.00	2.00	1.90	0.00	0.00	0.60	0.00	0.00	10.60	6.00	0.50	6.00	2.50	bye	1.00	0.00	10.90
Andre Roberts	ARI	-	6	*	41.70	2.61	2.30	17.00	0.00	0.50	0.00	2.10	5.20	0.00	8.90	0.00	3.00	bye	2.70	0.00	0.00	0.00	0.00
Sidney Rice	MIN	D	4	*	40.00	2.50	0.00	1.60	2.30	6.00	22.50	2.00	5.60	0.00	0.00	0.00	0.00	0.00	0.00	bye	0.00	0.00	0.00
Chansi Stuckey	CLE	-	8	*	39.50	2.47	0.40	3.90	0.20	0.10	0.40	2.00	2.60	1.70	7.70	bye	1.60	3.80	5.40	5.60	0.00	1.10	3.00
Dexter McCluster	KAN	-	4	*	39.00	2.44	1.50	1.90	0.30	0.00	2.60	0.00	0.00	0.00	0.00	0.00	6.90	4.00	1.80	bye	12.80	0.30	6.90
Demaryius Thomas	DEN	P	9	*	38.40	2.40	0.00	0.00	0.00	0.00	0.00	0.00	1.70	5.10	bye	3.10	-0.30	7.70	0.20	0.90	4.30	15.70	0.00
Seyi Ajirrotutu	SDG	-	10	*	38.20	2.39	1.70	0.00	0.00	0.00	4.40	1.60	0.00	bye	23.10	4.80	2.60	0.00	0.00	0.00	0.00	0.00	0.00
Danario Alexander	STL	-	9	*	36.60	2.29	1.40	9.90	0.00	0.00	2.00	9.50	0.00	0.00	bye	0.00	0.60	13.20	0.00	0.00	0.00	0.00	0.00
Early Doucet	ARI	X	6	*	35.60	2.22	0.00	0.00	0.80	2.70	0.40	6.00	1.30	13.30	0.20	3.90	3.30	bye	0.00	0.00	0.00	0.00	3.70
Brandon Stokley	SEA	Q	5	*	35.40	2.21	0.00	0.60	0.50	3.50	4.70	5.10	7.60	0.00	2.60	1.30	1.60	1.70	bye	6.20	0.00	0.00	0.00
Antwaan Randle El	PIT	-	5	*	35.18	2.20	6.22	0.00	0.80	1.90	0.00	0.00	0.00	6.60	6.76	3.30	1.30	1.10	bye	5.00	1.40	0.00	0.80
Harry Douglas	ATL	-	8	*	34.90	2.18	1.90	0.00	1.00	4.60	2.10	0.70	0.00	1.20	0.00	bye	0.00	3.20	1.70	11.90	0.10	2.60	3.90
Brian Finneran	ATL	-	8	*	34.60	2.16	2.60	0.00	0.00	1.30	0.00	0.00	7.20	1.60	2.40	bye	6.80	0.00	0.00	3.60	0.00	9.10	0.00
Andre Caldwell	CIN	-	6	*	33.30	2.08	9.40	8.70	8.90	0.00	0.00	-1.00	0.90	-0.20	0.00	0.00	1.00	bye	3.30	1.50	0.80	0.00	0.00
Justin Gage	TEN	-	9	*	32.60	2.04	0.00	0.00	6.10	0.60	2.50	5.00	2.30	1.80	bye	0.00	0.00	0.00	0.00	3.00	3.90	7.40	0.00
Buster Davis	SDG	X	10	*	31.90	1.99	0.00	0.00	0.00	0.00	0.00	0.00	0.00	bye	0.00	0.00	5.30	9.90	1.10	0.00	8.20	4.80	2.60
Jason Hill	JAC	-	9	*	30.80	1.92	6.80	7.70	4.00	10.80	0.00	1.50	0.00	0.00	bye	0.00	0.00	0.00	0.00	0.00	0.00	0.00	0.00
Greg Camarillo	MIN	-	4	*	30.00	1.88	1.30	0.00	1.80	0.30	2.70	1.20	2.70	1.10	6.60	0.00	0.00	7.50	0.00	bye	1.60	0.30	2.90
Ted Ginn Jr.	SFO	-	9	*	29.40	1.84	10.10	8.20	1.40	0.00	0.00	1.10	0.70	0.00	bye	0.90	0.00	2.50	2.60	0.00	0.00	0.00	1.90
Derek Hagan	NYG	-	8	*	28.30	1.77	7.00	1.10	3.60	1.00	6.50	2.10	7.00	0.00	0.00	bye	0.00	0.00	0.00	0.00	0.00	0.00	0.00
Chris Chambers	KAN	-	4	*	27.30	1.71	2.20	1.70	4.20	1.00	0.00	0.00	0.40	9.60	0.60	0.00	0.00	0.00	2.30	bye	0.60	3.30	1.40
Donald Jones	BUF	O	6	*	26.60	1.66	0.00	5.40	2.90	1.20	0.30	1.70	13.10	2.00	0.00	0.00	0.00	bye	0.00	0.00	0.00	0.00	0.00
Bernard Berrian	MIN	-	4	*	23.90	1.49	1.10	1.60	0.00	3.00	1.40	0.00	0.00	0.00	8.10	1.50	3.00	0.40	0.00	bye	1.10	2.40	0.30
Kelley Washington	SDG	-	10	*	23.30	1.46	2.00	10.00	4.90	5.00	1.40	0.00	0.00	bye	0.00	0.00	0.00	0.00	0.00	0.00	0.00	0.00	0.00
Sammie Stroughter	TAM	Q	4	*	23.10	1.44	0.00	0.00	0.10	1.10	4.10	0.00	1.10	0.00	0.00	-1.00	3.80	5.10	3.90	bye	1.70	0.00	3.20
Golden Tate	SEA	-	5	*	23.10	1.44	0.60	1.00	0.00	2.90	1.30	2.10	0.00	0.00	0.00	3.60	0.00	0.00	bye	3.10	3.30	5.20	0.00
Bryant Johnson	DET	-	7	*	23.00	1.44	4.90	0.80	1.90	2.10	0.00	2.60	0.00	0.00	0.70	2.90	bye	2.00	0.00	2.30	0.00	0.40	2.40
Antonio Brown	PIT	-	5	*	22.70	1.42	5.20	2.00	1.50	2.70	2.60	0.00	2.10	0.00	0.00	0.00	0.00	0.00	bye	0.60	0.00	6.00	0.00
Damian Williams	TEN	T	9	*	22.40	1.40	2.90	1.00	3.90	0.00	0.00	0.00	0.00	0.00	bye	4.30	2.50	4.80	3.00	0.00	0.00	0.00	0.00
Ruvell Martin	SEA	-	5	*	21.80	1.36	8.50	0.00	0.00	13.30	0.00	0.00	0.00	0.00	0.00	0.00	0.00	0.00	bye	0.00	0.00	0.00	0.00
Greg Lewis	MIN	-	4	*	19.20	1.20	-0.50	0.00	0.00	1.30	0.00	0.80	4.00	1.30	3.00	0.40	0.00	0.00	3.30	bye	3.00	1.40	1.20
Marlon Moore	MIA	-	5	*	18.40	1.15	4.60	2.10	0.00	0.00	0.00	11.70	0.00	0.00	0.00	0.00	0.00	0.00	bye	0.00	0.00	0.00	0.00
Eric Weems	ATL	-	8	*	18.10	1.13	6.00	0.00	0.00	0.70	6.00	0.00	1.80	0.00	0.00	bye	0.00	0.00	0.00	0.00	0.00	0.00	3.60
Riley Cooper	PHI	-	8	*	17.60	1.10	0.50	0.00	0.00	1.10	0.00	2.90	0.00	0.00	0.00	bye	11.10	0.00	0.00	0.00	0.00	2.00	0.00
Joey Galloway	WAS	-	9	*	17.30	1.08	0.00	0.00	0.00	0.00	0.00	0.00	3.20	0.00	bye	0.20	0.00	1.80	2.80	0.50	0.00	8.80	0.00
Chad Hall	PHI	-	8	*	16.10	1.01	14.60	0.00	0.00	1.20	0.30	0.00	0.00	0.00	0.00	bye	0.00	0.00	0.00	0.00	0.00	0.00	0.00
Julian Edelman	NWE	-	5	*	16.00	1.00	14.50	0.00	0.00	0.00	0.00	0.00	0.00	0.00	0.00	0.00	0.00	0.00	bye	0.00	0.90	0.60	0.00
Terrance Copper	KAN	-	4	*	15.70	0.98	0.00	0.60	0.00	1.50	1.30	0.60	0.50	5.50	2.60	0.50	1.60	0.00	1.00	bye	0.00	0.00	0.00
Eric Decker	DEN	P	9	*	15.60	0.98	8.20	0.00	0.00	-0.20	2.80	4.80	0.00	0.00	bye	0.00	0.00	0.00	0.00	0.00	0.00	0.00	0.00
Dezmon Briscoe	TAM	-	4	*	15.30	0.96	12.50	2.80	0.00	0.00	0.00	0.00	0.00	0.00	0.00	0.00	0.00	0.00	0.00	bye	0.00	0.00	0.00
Devin Aromashodu	CHI	-	8	*	14.90	0.93	0.00	0.00	1.30	1.60	0.00	0.00	0.00	0.90	0.00	bye	0.00	4.00	0.00	0.00	0.00	0.00	7.10
Stefan Logan	DET	-	7	*	14.																		



# Harger Fantasy Football League

## Top Tight End Scoring

PLAYER	NFL	INJ	BYE	FA	TOTAL	AVG	17	16	15	14	13	12	11	10	9	8	7	6	5	4	3	2	1
Jason Witten	DAL	-	4		173.20	10.82	12.60	12.50	22.00	22.90	12.20	9.90	4.80	0.70	4.40	17.70	18.50	5.20	16.40	bye	5.60	5.10	2.70
Antonio Gates	SDG	X	10		158.20	9.89	0.00	0.00	0.00	0.00	15.30	4.60	0.00	bye	0.00	20.30	13.00	1.20	17.20	30.40	18.90	21.70	15.60
Vernon Davis	SFO	P	9		149.40	9.34	17.60	7.00	0.40	15.00	20.60	3.20	0.30	7.90	bye	1.20	15.40	11.50	18.40	11.60	2.20	9.80	7.30
Mercedes Lewis	JAC	-	9		148.00	9.25	9.60	3.70	6.30	13.70	3.60	3.60	14.60	5.30	bye	21.10	4.40	2.90	21.40	10.20	1.50	7.00	19.10
Rob Gronkowski	NWE	-	5		133.60	8.35	18.20	21.40	2.50	12.30	1.20	6.50	2.50	31.20	3.70	0.50	9.00	2.40	bye	0.40	12.30	1.40	8.10
Tony Gonzalez	ATL	-	8		113.60	7.10	13.30	1.20	2.60	10.80	3.80	13.10	4.60	3.80	7.20	bye	2.70	17.90	4.10	4.10	19.00	1.90	3.50
Kellen Winslow	TAM	P	4		113.00	7.06	2.80	25.80	4.60	13.20	2.60	12.40	3.40	14.50	3.10	0.50	4.40	4.30	7.50	bye	2.40	8.30	3.20
Chris Cooley	WAS	-	9	*	109.90	6.87	5.30	4.80	16.20	2.20	5.10	4.90	9.10	2.30	bye	4.80	5.20	3.70	6.90	11.70	5.30	14.40	8.00
Aaron Hernandez	NWE	Q	5	*	109.00	6.81	0.00	0.00	20.70	1.90	13.10	1.80	8.80	0.00	20.80	3.30	5.40	7.90	bye	2.90	7.80	10.10	4.50
Dustin Keller	NYJ	-	7	*	108.70	6.79	0.00	7.90	1.90	3.40	2.70	4.90	0.70	2.50	5.90	4.50	bye	7.50	1.40	18.80	25.80	19.50	1.30
Zach Miller	OAK	P	10	*	108.50	6.78	3.10	14.60	3.90	6.80	0.50	0.60	0.90	bye	0.00	0.80	14.50	4.80	14.20	20.20	14.40	4.90	4.30
Brandon Pettigrew	DET	-	7	*	104.20	6.51	1.90	15.40	2.50	1.40	3.60	6.70	7.50	5.00	9.80	8.80	bye	6.10	10.60	9.10	4.40	10.80	0.60
Benjamin Watson	CLE	P	8	*	100.20	6.26	6.70	2.20	9.20	0.80	18.00	4.00	0.00	7.40	2.40	bye	1.80	16.80	4.50	6.00	12.70	6.20	1.50
Todd Heap	BAL	Q	8	*	99.90	6.24	5.30	0.00	0.00	0.00	0.00	15.90	6.90	13.70	2.30	bye	21.90	12.90	2.20	3.50	4.60	3.50	7.20
Jacob Tamme	IND	-	7	*	95.10	5.94	6.70	15.80	3.40	3.60	4.70	14.40	6.00	7.30	18.80	14.40	bye	0.00	0.00	0.00	0.00	0.00	0.00
Kevin Boss	NYG	-	8	*	92.10	5.76	2.90	0.00	13.90	10.30	2.80	15.40	2.20	16.10	8.50	bye	2.30	2.70	4.00	1.10	8.80	0.00	1.10
Anthony Fasano	MIA	O	5	*	84.80	5.30	0.00	3.10	3.00	3.30	12.10	1.00	1.60	18.70	2.60	3.60	4.90	10.20	bye	6.70	9.40	0.00	4.60
Brent Celek	PHI	-	8	*	83.10	5.19	0.00	9.70	15.20	0.00	5.50	13.00	0.00	0.80	0.00	bye	0.80	4.60	12.70	10.70	4.20	2.70	3.20
Joel Dreessen	HOU	-	7	*	82.80	5.18	5.00	3.30	3.60	0.00	6.30	9.50	18.60	1.40	6.70	0.00	bye	8.50	0.00	15.30	1.80	2.80	0.00
Jermaine Gresham	CIN	D	6	*	80.10	5.01	0.00	13.60	0.60	0.00	6.30	3.60	3.30	15.50	1.10	1.70	2.60	bye	10.40	3.50	5.90	1.50	10.50
Tony Moeaki	KAN	-	4	*	79.60	4.97	1.70	6.30	2.50	1.30	5.40	8.60	0.00	3.40	6.30	4.50	4.20	2.10	5.00	bye	12.40	5.80	10.10
Greg Olsen	CHI	-	8	*	79.40	4.96	2.90	0.50	2.80	0.60	0.50	8.90	4.00	11.10	10.90	bye	4.30	0.00	0.00	3.90	14.40	11.90	2.70
Jimmy Graham	NOR	-	10	*	75.90	4.74	9.50	10.60	18.90	2.10	7.20	2.30	7.20	bye	12.90	0.00	3.80	1.10	0.00	0.30	0.00	0.00	0.00
Visanthe Shiancoe	MIN	-	4	*	69.10	4.32	1.40	3.20	4.10	0.70	1.70	5.40	0.60	2.90	14.60	3.80	3.00	0.00	2.80	bye	0.70	8.60	15.60
Heath Miller	PIT	-	5	*	66.20	4.14	13.50	7.30	0.00	0.00	0.90	4.60	2.60	6.00	2.10	2.90	3.30	13.00	bye	3.20	2.50	0.30	4.00
Jeremy Shockey	NOR	Q	10	*	64.80	4.05	0.00	1.20	2.50	2.90	2.80	0.00	0.00	bye	8.70	3.00	3.00	2.10	11.00	5.80	15.80	3.70	2.30
Owen Daniels	HOU	P	7	*	63.10	3.94	14.20	15.30	4.50	9.10	0.00	0.00	0.00	0.00	0.00	0.80	bye	7.90	4.50	0.80	2.70	2.40	0.90
Bo Scaife	TEN	-	9	*	62.80	3.92	0.00	0.00	0.00	18.00	0.70	1.00	5.10	4.10	bye	0.00	0.70	13.30	1.20	2.70	2.30	2.00	11.70
Dallas Clark	IND	X	7	*	58.70	3.67	0.00	0.00	0.00	0.00	0.00	0.00	0.00	0.00	0.00	0.00	bye	5.20	2.00	14.80	4.40	16.30	16.00
Fred Davis	WAS	-	9	*	55.60	3.47	10.00	9.00	0.00	-0.50	1.80	10.50	4.40	7.10	bye	0.90	2.80	2.30	0.00	0.00	1.10	6.20	0.00
Daniel Fells	STL	-	9	*	55.10	3.44	3.90	2.80	4.70	2.60	1.80	2.30	1.10	1.10	bye	11.50	0.50	0.80	3.20	3.50	10.20	3.60	1.50
Tony Scheffler	DET	-	7	*	44.80	2.80	4.00	1.50	1.80	0.30	0.90	0.00	1.00	3.40	2.20	0.00	bye	0.50	4.10	6.30	14.00	0.50	4.30
Jared Cook	TEN	-	9	*	44.10	2.76	5.80	17.60	4.20	0.90	4.70	4.00	1.10	0.00	bye	3.60	0.00	0.00	0.00	1.70	0.00	0.50	0.00
John Carlson	SEA	-	5	*	39.80	2.49	0.30	2.70	3.10	0.00	0.00	0.30	1.40	0.00	0.90	4.70	0.30	2.10	bye	1.50	14.10	4.80	3.60
Evan Moore	CLE	X	8	*	39.20	2.45	0.00	0.00	0.00	0.00	0.00	0.60	6.90	1.80	1.70	bye	0.00	8.40	0.70	10.40	0.00	0.00	8.70
Michael Hoomanawanu	STL	Q	9	*	38.60	2.41	0.00	0.00	0.00	0.00	0.00	11.60	12.60	2.00	bye	1.90	9.20	0.50	0.00	0.00	0.00	0.00	0.80
Randy McMichael	SDG	-	10	*	38.10	2.38	2.20	1.30	5.50	2.60	0.90	1.20	0.00	bye	18.30	0.00	0.10	0.00	0.40	0.00	2.80	0.00	2.80
Jermichael Finley	GNB	X	10	*	38.10	2.38	0.00	0.00	0.00	0.00	0.00	0.00	0.00	bye	0.00	0.00	0.00	0.00	0.00	11.60	11.50	10.30	4.70
David Thomas	NOR	Q	10	*	37.90	2.37	0.00	0.00	0.00	0.40	0.00	0.00	2.60	bye	4.50	1.50	11.30	1.70	0.00	4.20	2.40	9.00	0.30
Delanie Walker	SFO	-	9	*	33.90	2.12	1.70	1.70	1.40	0.70	2.40	0.00	3.00	8.00	bye	8.50	0.00	0.00	0.00	0.60	0.60	1.60	3.70
Andrew Quarless	GNB	-	10	*	30.80	1.92	0.50	1.60	1.20	5.20	0.40	3.50	1.40	bye	0.00	0.00	9.60	2.30	5.10	0.00	0.00	0.00	0.00
Billy Bajema	STL	-	9	*	30.50	1.91	0.00	0.00	0.00	0.00	3.90	19.20	0.90	0.00	bye	0.00	0.00	3.40	0.00	0.00	0.00	1.30	1.80
Zach Miller	JAC	O	9	*	30.50	1.91	0.00	0.00	0.00	0.00	4.30	0.00	2.70	15.90	bye	0.00	2.50	1.80	1.80	0.00	0.70	0.00	0.80
Donald Lee	GNB	-	10	*	30.30	1.89	8.10	8.40	0.00	0.00	0.00	0.00	0.00	bye	0.00	0.50	2.70	0.00	9.20	1.50	0.00	-0.10	0.00
Craig Stevens	TEN	-	9	*	28.20	1.76	0.00	0.00	0.00	10.00	1.90	0.00	0.00	0.00	bye	10.90	0.00	0.00	1.10	1.60	0.00	0.90	1.80
Jeff King	CAR	-	6	*	28.10	1.76	8.10	1.50	9.60	0.00	0.20	0.00	0.40	0.40	1.70	2.20	0.00	bye	2.00	0.70	1.30	0.00	0.00
Travis Beckum	NYG	-	8	*	27.60	1.73	0.00	0.00	0.40	0.00	0.00	2.90	8.20	1.20	0.00	bye	0.00	8.10	0.80	2.50	2.30	0.10	1.10
Dante Rosario	CAR	-	6	*	26.20	1.64	1.90	0.30	0.90	0.40	2.60	3.10	0.00	2.40	1.00	1.60	2.80	bye	0.20	1.70	1.20	4.70	1.40
Martellus Bennett	DAL	-	4	*	26.00	1.63	1.10	2.20	0.20	3.00	2.40	1.70	0.00	3.20	2.00	0.00	0.50	0.00	1.90	bye	2.60	4.50	0.70
John Gilmore	TAM	-	4	*	24.00	1.50	0.90	0.00	0.90	2.70	8.60	3.00	0.00	5.20	0.00	1.10	0.00	0.50	1.10	bye	0.00	0.00	0.00
Leonard Pope	KAN	-	4	*	23.60	1.48	0.00	1.00	8.20	-0.20	8.20	0.00	0.00	2.10	0.00	2.00	0.00	1.20	1.10	bye	0.00	0.00	0.00
Ed Dickson	BAL	-	8	*	23.20	1.45	0.00	0.00	11.30	0.70	2.10	0.00	0.00	0.40	0.00	bye	0.50	0.70	5.80	0.00	0.00	1.70	0.00
Alge Crumpler	NWE	-	5	*	21.20	1.33	9.00	8.40	0.30	0.00	0.00	2.70	0.00	0.40	0.00	0.00	0.00	0.40	bye	0.00	0.00	0.00	0.00
Chris Baker	SEA	-	5	*	19.60	1.23	0.10	0.00	0.00	1.50	0.00	9.30	0.00	5.10	0.70	0.50	0.00	1.60	bye	0.80	0.00	0.00	0.00
Justin Peelle	ATL	-	8	*	17.60	1.10	2.20	1.00	1.00	0.00	0.00	1.40	9.40	0.00	0.00	bye	0.00	0.00	1.50	0.00	0.00	0.00	1.10
Matt Spaeth	PIT	-	5	*	16.00	1.00	0.00	0.00	10.70	0.40	0.00	0.00	1.60	0.00	1.20	2.10	0.00	0.00	bye	0.00	0.00	0.00	0.00
Clay Harbor	PHI	P	8	*	15.20	0.95	3.20	8.30	0.40	0.00	0.00	2.70	0.60	0.00	0.00	bye	0.00	0.00	0.00	0.00	0.00	0.00	0.00
Jim Kleinsasser	MIN	-	4	*	14.80	0.93	2.20	0.30	0.60	0.60	2.50	0.00	0.00	0.30	0.00	0.00	1.00	2.50					







# Harger Fantasy Football League

www.rtsports.com

2010 thru Week 17

04-Jan-2011 05:42 PM Eastern

## Top Defense / Sp Teams Scoring

PLAYER	NFL	INJ	BYE	FA	TOTAL	AVG	17	16	15	14	13	12	11	10	9	8	7	6	5	4	3	2	1
New England Patriots	NWE	-	5		148.00	9.25	16.00	17.00	13.00	15.00	11.00	4.00	3.00	12.00	1.00	2.00	6.00	3.00	bye	24.00	3.00	3.00	15.00
Green Bay Packers	GNB	-	10		136.00	8.50	15.00	7.00	3.00	7.00	5.00	2.00	10.00	bye	23.00	15.00	10.00	1.00	6.00	12.00	4.00	9.00	7.00
Pittsburgh Steelers	PIT	-	5		126.00	7.88	8.00	13.00	1.00	21.00	5.00	4.00	16.00	0.00	6.00	4.00	3.00	9.00	bye	3.00	12.00	17.00	4.00
Arizona Cardinals	ARI	-	6		123.00	7.69	2.00	20.00	3.00	13.00	3.00	2.00	0.00	3.00	18.00	10.00	6.00	bye	17.00	8.00	10.00	2.00	6.00
Oakland Raiders	OAK	-	10		122.00	7.63	15.00	8.00	5.00	3.00	6.00	10.00	3.00	bye	11.00	16.00	13.00	2.00	18.00	0.00	5.00	4.00	3.00
Detroit Lions	DET	-	7	*	110.00	6.88	4.00	11.00	3.00	14.00	5.00	1.00	5.00	2.00	3.00	15.00	bye	3.00	20.00	6.00	5.00	5.00	8.00
Dallas Cowboys	DAL	-	4		108.00	6.75	16.00	1.00	8.00	4.00	16.00	4.00	11.00	9.00	1.00	4.00	12.00	4.00	3.00	bye	7.00	7.00	1.00
New York Jets	NYJ	-	7		108.00	6.75	18.00	9.00	11.00	8.00	3.00	14.00	2.00	5.00	2.00	3.00	bye	3.00	13.00	5.00	3.00	4.00	5.00
Chicago Bears	CHI	-	8		107.00	6.69	4.00	2.00	15.00	3.00	2.00	5.00	17.00	5.00	4.00	bye	11.00	6.00	12.00	5.00	8.00	3.00	5.00
New York Giants	NYG	-	8		106.00	6.63	6.00	3.00	6.00	12.00	13.00	6.00	5.00	2.00	6.00	bye	5.00	5.00	5.00	20.00	1.00	2.00	9.00
Seattle Seahawks	SEA	-	5		105.00	6.56	8.00	2.00	2.00	8.00	10.00	7.00	2.00	7.00	1.00	2.00	7.00	8.00	bye	5.00	21.00	1.00	14.00
San Diego Chargers	SDG	-	10		102.00	6.38	5.00	1.00	10.00	14.00	2.00	18.00	6.00	bye	3.00	0.00	4.00	3.00	3.00	18.00	6.00	8.00	1.00
Philadelphia Eagles	PHI	-	8		98.00	6.13	3.00	3.00	10.00	3.00	4.00	4.00	5.00	11.00	5.00	bye	6.00	5.00	13.00	2.00	15.00	4.00	5.00
San Francisco 49ers	SFO	-	9	*	96.00	6.00	17.00	8.00	1.00	12.00	4.00	7.00	2.00	3.00	bye	6.00	10.00	5.00	5.00	11.00	1.00	2.00	2.00
Atlanta Falcons	ATL	-	8		95.00	5.94	11.00	9.00	11.00	7.00	8.00	2.00	1.00	4.00	3.00	bye	4.00	2.00	12.00	4.00	5.00	8.00	4.00
Tennessee Titans	TEN	-	9	*	92.00	5.75	2.00	3.00	5.00	1.00	1.00	2.00	10.00	2.00	bye	2.00	11.00	13.00	9.00	13.00	7.00	5.00	6.00
Tampa Bay Buccaneers	TAM	-	4	*	91.00	5.69	6.00	3.00	0.00	3.00	2.00	5.00	18.00	3.00	6.00	17.00	2.00	1.00	10.00	bye	2.00	10.00	3.00
Kansas City Chiefs	KAN	-	4	*	90.00	5.63	5.00	11.00	5.00	4.00	9.00	5.00	2.00	0.00	7.00	4.00	10.00	2.00	2.00	bye	6.00	9.00	9.00
New Orleans Saints	NOR	-	10		84.00	5.25	5.00	3.00	3.00	12.00	3.00	4.00	2.00	bye	19.00	5.00	1.00	6.00	5.00	4.00	3.00	6.00	3.00
Baltimore Ravens	BAL	-	8		82.00	5.13	8.00	4.00	4.00	16.00	4.00	0.00	17.00	2.00	5.00	bye	5.00	5.00	2.00	3.00	2.00	1.00	4.00
Indianapolis Colts	IND	-	7	*	82.00	5.13	2.00	3.00	9.00	2.00	8.00	2.00	1.00	14.00	3.00	11.00	bye	5.00	3.00	0.00	3.00	13.00	3.00
St. Louis Rams	STL	-	9	*	82.00	5.13	1.00	8.00	4.00	4.00	10.00	5.00	0.00	5.00	bye	7.00	3.00	8.00	1.00	13.00	3.00	4.00	6.00
Buffalo Bills	BUF	-	6	*	77.00	4.81	8.00	1.00	5.00	8.00	11.00	6.00	11.00	2.00	2.00	3.00	4.00	bye	5.00	0.00	8.00	0.00	3.00
Washington Redskins	WAS	-	9	*	77.00	4.81	1.00	6.00	2.00	3.00	1.00	2.00	3.00	1.00	bye	9.00	16.00	4.00	6.00	3.00	3.00	6.00	11.00
Cleveland Browns	CLE	-	8	*	75.00	4.69	2.00	2.00	0.00	3.00	4.00	4.00	16.00	3.00	4.00	bye	19.00	1.00	3.00	6.00	0.00	3.00	5.00
Minnesota Vikings	MIN	-	4	*	74.00	4.63	9.00	15.00	2.00	3.00	6.00	5.00	3.00	4.00	6.00	0.00	2.00	8.00	2.00	bye	4.00	4.00	1.00
Miami Dolphins	MIA	-	5	*	70.00	4.38	1.00	2.00	3.00	12.00	2.00	4.00	4.00	5.00	4.00	1.00	5.00	6.00	bye	3.00	0.00	13.00	5.00
Cincinnati Bengals	CIN	-	6		68.00	4.25	6.00	3.00	4.00	4.00	3.00	3.00	9.00	2.00	3.00	2.00	8.00	bye	6.00	2.00	8.00	5.00	0.00
Carolina Panthers	CAR	-	6	*	66.00	4.13	2.00	5.00	5.00	4.00	5.00	11.00	5.00	3.00	2.00	2.00	3.00	bye	7.00	4.00	3.00	0.00	5.00
Houston Texans	HOU	-	7	*	58.00	3.63	4.00	2.00	4.00	5.00	2.00	14.00	5.00	2.00	3.00	1.00	bye	1.00	2.00	7.00	0.00	3.00	3.00
Jacksonville Jaguars	JAC	-	9	*	54.00	3.38	0.00	2.00	7.00	5.00	7.00	0.00	7.00	1.00	bye	6.00	1.00	0.00	3.00	3.00	3.00	4.00	5.00
Denver Broncos	DEN	-	9	*	53.00	3.31	12.00	1.00	3.00	1.00	3.00	2.00	2.00	11.00	bye	0.00	2.00	5.00	1.00	4.00	0.00	5.00	1.00



# HARGER FANTASY FOOTBALL LEAGUE 2010

## Week 16 – Head to Head



**Doomsday II**  
Owner: Tom Harger



**The Columbus Knights**  
Owner: Jamie Johnston

VS

<b>12.52</b>	<u>Matt Ryan</u>	ATL	QB	NOR 17 ATL 14	<b>FINAL</b>
	15-29, 148 yds passing (1 TDs) 4 carries, 26 yds rushing				
<b>5.30</b>	<u>Marshawn Lynch</u>	SEA	RB	SEA 15 TAM 38	<b>FINAL</b>
	14 carries, 53 yds rushing				
<b>7.60</b>	<u>Darren McFadden</u>	OAK	RB	IND 31 OAK 26	<b>FINAL</b>
	11 carries, 45 yds rushing 4 catches, 31 yds receiving				
<b>14.20</b>	<u>Greg Jennings</u>	GNB	WR	NYG 17 GNB 45	<b>FINAL</b>
	7 catches, 142 yds receiving				
<b>7.00</b>	<u>Vernon Davis</u>	SFO	TE	SFO 17 STL 25	<b>FINAL</b>
	3 catches, 70 yds receiving				
<b>15.80</b>	<u>Jacob Tamme</u>	IND	TE	IND 31 OAK 26	<b>FINAL</b>
	7 catches, 78 yds receiving (1 TDs), 1 tackle				
<b>7.00</b>	<u>Adam Vinatieri</u>	IND	K	IND 31 OAK 26	<b>FINAL</b>
	1 FG (30), 4 PATs				
<b>4.00</b>	<u>Baltimore Ravens</u>	BAL	D/ST	BAL 20 CLE 10	<b>FINAL</b>
	46 tackles, 8 assists, 6 passes defended, 3 INT, 1 FF, 1 FR				
<b>73.42</b>					

<b>34.76</b>	<u>Aaron Rodgers</u>	GNB	QB	NYG 17 GNB 45	<b>FINAL</b>
	25-37, 404 yds passing (4 TDs) 2 carries, 26 yds rushing				
<b>4.20</b>	<u>Cedric Benson</u>	CIN	RB	SDG 20 CIN 34	<b>FINAL</b>
	24 carries, 52 yds rushing, 1 fumble(s)				
<b>23.70</b>	<u>Jamaal Charles</u>	KAN	RB	TEN 14 KAN 34	<b>FINAL</b>
	13 carries, 77 yds rushing 4 catches, 40 yds receiving (2 TDs)				
<b>11.10</b>	<u>Brandon Lloyd</u>	DEN	WR	HOU 23 DEN 24	<b>FINAL</b>
	5 catches, 111 yds receiving				
<b>5.40</b>	<u>Vincent Jackson</u>	SDG	WR	SDG 20 CIN 34	<b>FINAL</b>
	4 catches, 54 yds receiving				
<b>12.20</b>	<u>Santonio Holmes</u>	NYJ	WR	NYJ 34 CHI 38	<b>FINAL</b>
	1 carry, 3 yds rushing, 1 fumble(s) 4 catches, 69 yds receiving (1 TDs)				
<b>2.00</b>	<u>David Akers</u>	PHI	K	MIN 24 PHI 14	<b>FINAL</b>
	1 missed FG (54), 2 PATs				
<b>1.00</b>	<u>Dallas Cowboys</u>	DAL	D/ST	DAL 26 ARI 27	<b>FINAL</b>
	41 tackles, 6 assists, 3 passes defended, 1.0 sack				
<b>94.36</b>					

**SCORING:**

- Matt Ryan 7 yd TD pass to Roddy White (4.00 pts)
- Jacob Tamme 18 yd TD pass from Peyton Manning (8.00 pts)
- Adam Vinatieri PAT (1.00 pts)
- Adam Vinatieri 30 yd FG (3.00 pts)
- Adam Vinatieri PAT (1.00 pts)
- Adam Vinatieri PAT (1.00 pts)
- Adam Vinatieri PAT (1.00 pts)

**GAME TOTAL BONUSES:**

- Matt Ryan 148 yards passing (5.92 pts)
- Matt Ryan 26 combined rushing and receiving yds (2.60 pts)
- Marshawn Lynch 53 combined rushing and receiving yds (5.30 pts)
- Darren McFadden 76 combined rushing and receiving yds (7.60 pts)
- Greg Jennings 142 combined rushing and receiving yds (14.20 pts)

**SCORING:**

- Aaron Rodgers 80 yd TD pass to Jordy Nelson (4.00 pts)
- Aaron Rodgers 3 yd TD pass to James Jones (4.00 pts)
- Aaron Rodgers 1 yd TD pass to Donald Lee (4.00 pts)
- Aaron Rodgers 5 yd TD pass to John Kuhn (4.00 pts)
- Jamaal Charles 14 yd TD pass from Matt Cassel (6.00 pts)
- Jamaal Charles 5 yd TD pass from Matt Cassel (6.00 pts)
- Santonio Holmes 23 yd TD pass from Mark Sanchez (6.00 pts)
- David Akers PAT (1.00 pts)
- David Akers PAT (1.00 pts)

**GAME TOTAL BONUSES:**

- Aaron Rodgers 404 yards passing (16.16 pts)
- Aaron Rodgers 26 combined rushing and receiving yds (2.60 pts)
- Cedric Benson 52 combined rushing and receiving yds (5.20 pts)
- Jamaal Charles 117 combined rushing and receiving yds (11.70 pts)
- Brandon Lloyd 111 combined rushing and receiving yds (11.10 pts)

## HARGER FANTASY FOOTBALL LEAGUE 2010

### Week 16 – Head to Head

Vernon Davis 70 combined rushing and receiving yds (7.00 pts)

Jacob Tamme 78 combined rushing and receiving yds (7.80 pts)

Baltimore Ravens 3 interceptions (3.00 pts)

Baltimore Ravens 1 fumble recovered (1.00 pts)

#### **DEDUCTIONS:**

None.

#### **BENCH:**

13.76 Mark Sanchez, QB

0.00 Maurice Jones-Drew, RB

3.40 Michael Bush, RB

14.30 Ryan Mathews, RB

5.30 Danny Amendola, WR

21.20 Johnny Knox, WR

1.20 Tony Gonzalez, TE

9.00 Atlanta Falcons, D/ST

pts)

Vincent Jackson 54 combined rushing and receiving yds (5.40 pts)

Santonio Holmes 72 combined rushing and receiving yds (7.20 pts)

Dallas Cowboys 1.0 sack (1.00 pts)

#### **DEDUCTIONS:**

Cedric Benson 1 fumble lost (-1.00 pts)

Santonio Holmes 1 fumble lost (-1.00 pts)

#### **BENCH:**

17.24 Eli Manning, QB

11.10 Joseph Addai, RB

0.00 Randy Moss, WR

0.00 Roy Williams, WR

10.60 Percy Harvin, WR

3.70 Mercedes Lewis, TE

9.00 Mason Crosby, K

9.00 New York Jets, D/ST

# HARGER FANTASY FOOTBALL LEAGUE 2010

## Week 16 – Head to Head



**Roughriders**  
Owner: Bryan Ferryman



**The Mighty Warriors**  
Owner: Mark Harger

VS

<b>13.88</b>	<u>Drew Brees</u>	NOR	QB	NOR 17 ATL 14	<b>FINAL</b>
	35-49, 302 yds passing (1 TDs), 2 INTs 2 carries, -2 yds rushing, 1 tackle				
<b>9.50</b>	<u>Maurice Morris</u>	DET	RB	DET 34 MIA 27	<b>FINAL</b>
	12 carries, 22 yds rushing (1 TDs) 2 catches, 13 yds receiving				
<b>-1.20</b>	<u>Mike Tolbert</u>	SDG	RB	SDG 20 CIN 34	<b>FINAL</b>
	4 carries, -2 yds rushing, 1 fumble(s)				
<b>2.50</b>	<u>Deion Branch</u>	NWE	WR	NWE 34 BUF 3	<b>FINAL</b>
	2 catches, 25 yds receiving				
<b>19.20</b>	<u>Mario Manningham</u>	NYG	WR	NYG 17 GNB 45	<b>FINAL</b>
	4 catches, 132 yds receiving (1 TDs), 2 tackles				
<b>12.50</b>	<u>Jason Witten</u>	DAL	TE	DAL 26 ARI 27	<b>FINAL</b>
	8 catches, 45 yds receiving (1 TDs)				
<b>6.00</b>	<u>Garrett Hartley</u>	NOR	K	NOR 17 ATL 14	<b>FINAL</b>
	1 FG (52), 2 PATs				
<b>3.00</b>	<u>New Orleans Saints</u>	NOR	D/ST	NOR 17 ATL 14	<b>FINAL</b>
	33 tackles, 9 assists, 3 passes defended, 1.0 sack, 1 FF, 2 FR				
<b>65.38</b>					

<b>23.82</b>	<u>Michael Vick</u>	PHI	QB	MIN 24 PHI 14	<b>FINAL</b>
	25-43, 263 yds passing (1 TDs), 1 INTs 8 carries, 63 yds rushing (1 TDs), 2 fumble(s)				
<b>6.10</b>	<u>Rashad Jennings</u>	JAC	RB	WAS 20 JAC 17	<b>FINAL</b>
	15 carries, 32 yds rushing 4 catches, 29 yds receiving				
<b>19.50</b>	<u>Arian Foster</u>	HOU	RB	HOU 23 DEN 24	<b>FINAL</b>
	19 carries, 91 yds rushing (1 TDs) 4 catches, 44 yds receiving				
<b>5.20</b>	<u>Calvin Johnson</u>	DET	WR	DET 34 MIA 27	<b>FINAL</b>
	4 catches, 52 yds receiving				
<b>9.00</b>	<u>Pierre Garcon</u>	IND	WR	IND 31 OAK 26	<b>FINAL</b>
	1 carry, -5 yds rushing 3 catches, 35 yds receiving (1 TDs)				
<b>15.30</b>	<u>Hakeem Nicks</u>	NYG	WR	NYG 17 GNB 45	<b>FINAL</b>
	4 catches, 93 yds receiving (1 TDs)				
<b>9.00</b>	<u>Dan Carpenter</u>	MIA	K	DET 34 MIA 27	<b>FINAL</b>
	2 FGs (40,28), 3 PATs				
<b>17.00</b>	<u>New England Patriots</u>	NWE	D/ST	NWE 34 BUF 3	<b>FINAL</b>
	47 tackles, 20 assists, 12 passes defended, 3.0 sacks, 3 INT, 3 FF, 4 FR				
<b>104.92</b>					

### SCORING:

Drew Brees 6 yd TD pass to Jimmy Graham (4.00 pts)  
Maurice Morris 5 yd rushing TD (6.00 pts)  
Mario Manningham 85 yd TD pass from Eli Manning (6.00 pts)  
Jason Witten 2 yd TD pass from Jon Kitna (8.00 pts)  
Garrett Hartley 52 yd FG (4.00 pts)  
Garrett Hartley PAT (1.00 pts)  
Garrett Hartley PAT (1.00 pts)

### GAME TOTAL BONUSES:

Page 3 of 10

### SCORING:

Michael Vick 3 yd TD pass to Clay Harbor (4.00 pts)  
Michael Vick 10 yd rushing TD (6.00 pts)  
Arian Foster 3 yd rushing TD (6.00 pts)  
Pierre Garcon 7 yd TD pass from Peyton Manning (6.00 pts)  
Hakeem Nicks 36 yd TD pass from Eli Manning (6.00 pts)  
Dan Carpenter 40 yd FG (3.00 pts)  
Dan Carpenter PAT (1.00 pts)  
Dan Carpenter PAT (1.00 pts)  
Dan Carpenter PAT (1.00 pts)  
Dan Carpenter 28 yd FG (3.00 pts)

### GAME TOTAL BONUSES:

## HARGER FANTASY FOOTBALL LEAGUE 2010

### Week 16 – Head to Head

Drew Brees 302 yards passing (12.08 pts)  
Drew Brees -2 combined rushing and receiving yds (-0.20 pts)  
Maurice Morris 35 combined rushing and receiving yds (3.50 pts)  
Mike Tolbert -2 combined rushing and receiving yds (-0.20 pts)  
Deion Branch 25 combined rushing and receiving yds (2.50 pts)  
Mario Manningham 132 combined rushing and receiving yds (13.20 pts)  
Jason Witten 45 combined rushing and receiving yds (4.50 pts)  
New Orleans Saints 1.0 sack (1.00 pts)  
New Orleans Saints 2 fumbles recovered (2.00 pts)

#### **DEDUCTIONS:**

Drew Brees 2 interceptions (-2.00 pts)  
Mike Tolbert 1 fumble lost (-1.00 pts)

#### **BENCH:**

14.68 Sam Bradford, QB  
1.60 Mike Goodson, RB  
13.70 Jahvid Best, RB  
1.50 Anquan Boldin, WR  
1.40 Earl Bennett, WR  
8.40 Davone Bess, WR  
8.10 Jacoby Ford, WR  
2.00 Seattle Seahawks, D/ST

Michael Vick 263 yards passing (10.52 pts)  
Michael Vick 63 combined rushing and receiving yds (6.30 pts)  
Rashad Jennings 61 combined rushing and receiving yds (6.10 pts)  
Arian Foster 135 combined rushing and receiving yds (13.50 pts)  
Calvin Johnson 52 combined rushing and receiving yds (5.20 pts)  
Pierre Garcon 30 combined rushing and receiving yds (3.00 pts)  
Hakeem Nicks 93 combined rushing and receiving yds (9.30 pts)  
New England Patriots 3.0 sacks (3.00 pts)  
New England Patriots 3 total points allowed (7.00 pts)  
New England Patriots 3 interceptions (3.00 pts)  
New England Patriots 4 fumbles recovered (4.00 pts)

#### **DEDUCTIONS:**

Michael Vick 1 interception (-1.00 pts)  
Michael Vick 2 fumbles lost (-2.00 pts)

#### **BENCH:**

23.86 David Garrard, QB  
1.30 Derrick Ward, RB  
17.90 Adrian Peterson, RB  
1.60 Sidney Rice, WR  
14.90 Kenny Britt, WR  
0.00 Antonio Gates, TE  
8.00 Nate Kaeding, K  
1.00 San Diego Chargers, D/ST

# HARGER FANTASY FOOTBALL LEAGUE 2010

## Week 16 – Head to Head



**Big Sexy**  
Owner: Robin Lucas

VS



**The Feds**  
Owner: Paul Harger

<b>19.66</b>	<u>Peyton Manning</u>	IND	QB	IND 31 OAK 26	<b>FINAL</b>
	16-30, 179 yds passing (3 TDs), 2 INTs 3 carries, 25 yds rushing				
<b>3.70</b>	<u>Brandon Jacobs</u>	NYG	RB	NYG 17 GNB 45	<b>FINAL</b>
	8 carries, 47 yds rushing, 1 fumble(s)				
<b>8.50</b>	<u>LeSean McCoy</u>	PHI	RB	MIN 24 PHI 14	<b>FINAL</b>
	13 carries, 44 yds rushing 4 catches, 41 yds receiving				
<b>10.20</b>	<u>Brandon Marshall</u>	MIA	WR	DET 34 MIA 27	<b>FINAL</b>
	10 catches, 102 yds receiving				
<b>7.40</b>	<u>Jeremy Maclin</u>	PHI	WR	MIN 24 PHI 14	<b>FINAL</b>
	6 catches, 74 yds receiving				
<b>16.40</b>	<u>Mike Wallace</u>	PIT	WR	CAR 3 PIT 27	<b>FINAL</b>
	4 catches, 104 yds receiving (1 TDs)				
<b>11.00</b>	<u>Josh Brown</u>	STL	K	SFO 17 STL 25	<b>FINAL</b>
	3 FGs (43,30,28), 2 PATs				
<b>7.00</b>	<u>Green Bay Packers</u>	GNB	D/ST	NYG 17 GNB 45	<b>FINAL</b>
	44 tackles, 21 assists, 10 passes defensed, 1.0 sack, 4 INT, 2 FF, 2 FR				
<b>83.86</b>					

<b>31.78</b>	<u>Josh Freeman</u>	TAM	QB	SEA 15 TAM 38	<b>FINAL</b>
	21-26, 237 yds passing (5 TDs) 4 carries, 23 yds rushing				
<b>12.70</b>	<u>Steven Jackson</u>	STL	RB	SFO 17 STL 25	<b>FINAL</b>
	24 carries, 48 yds rushing (1 TDs) 3 catches, 19 yds receiving				
<b>9.20</b>	<u>Ray Rice</u>	BAL	RB	BAL 20 CLE 10	<b>FINAL</b>
	25 carries, 92 yds rushing 1 catch, 0 yds receiving				
<b>2.10</b>	<u>Marques Colston</u>	NOR	WR	NOR 17 ATL 14	<b>FINAL</b>
	2 catches, 21 yds receiving				
<b>21.30</b>	<u>Dwayne Bowe</u>	KAN	WR	TEN 14 KAN 34	<b>FINAL</b>
	6 catches, 153 yds receiving (1 TDs)				
<b>3.20</b>	<u>DeSean Jackson</u>	PHI	WR	MIN 24 PHI 14	<b>FINAL</b>
	1 carry, 0 yds rushing 2 catches, 32 yds receiving, 1 tackle				
<b>2.00</b>	<u>Matt Bryant</u>	ATL	K	NOR 17 ATL 14	<b>FINAL</b>
	2 PATs				
<b>3.00</b>	<u>Philadelphia Eagles</u>	PHI	D/ST	MIN 24 PHI 14	<b>FINAL</b>
	47 tackles, 2 assists, 5 passes defensed, 2.0 sacks, 1 FR				
<b>85.28</b>					

### SCORING:

Peyton Manning 18 yd TD pass to Jacob Tamme (4.00 pts)  
 Peyton Manning 4 yd TD pass to Blair White (4.00 pts)  
 Peyton Manning 7 yd TD pass to Pierre Garcon (4.00 pts)  
 Mike Wallace 43 yd TD pass from Ben Roethlisberger (6.00 pts)  
 Josh Brown PAT (1.00 pts)  
 Josh Brown 43 yd FG (3.00 pts)  
 Josh Brown 30 yd FG (3.00 pts)  
 Josh Brown PAT (1.00 pts)  
 Josh Brown 28 yd FG (3.00 pts)

### GAME TOTAL BONUSES:

Peyton Manning 179 yards passing (7.16 pts)  
 Peyton Manning 25 combined rushing and receiving yds (2.50 pts)  
 Brandon Jacobs 47 combined rushing and receiving yds (4.70 pts)  
 LeSean McCoy 85 combined rushing and receiving yds (8.50 pts)

### SCORING:

Josh Freeman 10 yd TD pass to Kellen Winslow (4.00 pts)  
 Josh Freeman 20 yd TD pass to Mike Williams (4.00 pts)  
 Josh Freeman 21 yd TD pass to Kellen Winslow (4.00 pts)  
 Josh Freeman 7 yd TD pass to Mike Williams (4.00 pts)  
 Josh Freeman 2 yd TD pass to Maurice Stovall (4.00 pts)  
 Steven Jackson 1 yd rushing TD (6.00 pts)  
 Dwayne Bowe 75 yd TD pass from Matt Cassel (6.00 pts)  
 Matt Bryant PAT (1.00 pts)  
 Matt Bryant PAT (1.00 pts)

### GAME TOTAL BONUSES:

Josh Freeman 237 yards passing (9.48 pts)  
 Josh Freeman 23 combined rushing and receiving yds (2.30 pts)  
 Steven Jackson 67 combined rushing and receiving yds (6.70 pts)  
 Ray Rice 92 combined rushing and receiving yds (9.20 pts)  
 Marques Colston 21 combined rushing and receiving yds (2.10 pts)

# HARGER FANTASY FOOTBALL LEAGUE 2010

## Week 16 – Head to Head

pts) Brandon Marshall 102 combined rushing and receiving yds (10.20 pts) Jeremy Maclin 74 combined rushing and receiving yds (7.40 pts) Mike Wallace 104 combined rushing and receiving yds (10.40 pts) Green Bay Packers 1.0 sack (1.00 pts) Green Bay Packers 4 interceptions (4.00 pts) Green Bay Packers 2 fumbles recovered (2.00 pts)	pts) Dwayne Bowe 153 combined rushing and receiving yds (15.30 pts) DeSean Jackson 32 combined rushing and receiving yds (3.20 pts) Philadelphia Eagles 2.0 sacks (2.00 pts) Philadelphia Eagles 1 fumble recovered (1.00 pts)
<b>DEDUCTIONS:</b> Peyton Manning 2 interceptions (-2.00 pts) Brandon Jacobs 1 fumble lost (-1.00 pts)	<b>DEDUCTIONS:</b> None.
<b>BENCH:</b> 14.52 Chad Henne, QB 4.10 Thomas Jones, RB 6.40 C.J. Spiller, RB 4.80 Lance Moore, WR 3.10 Mike Sims-Walker, WR 5.90 Legedu Naanee, WR 9.00 Shaun Suisham, K 3.00 Cincinnati Bengals, D/ST	<b>BENCH:</b> 12.68 Joe Flacco, QB 4.90 Brandon Jackson, RB 0.60 Toby Gerhart, RB 3.80 Hines Ward, WR 10.80 Devin Hester, WR 18.20 Michael Crabtree, WR 16.40 Mike Williams, WR 2.20 Benjamin Watson, TE

# HARGER FANTASY FOOTBALL LEAGUE 2010

## Week 16 – Head to Head



**Pigskin Princess**  
Owner: Leah Harger

VS



**The General**  
Owner: Matthew Harger

	<u>Matt Schaub</u>	HOU	QB		
<b>15.40</b>	23-33, 310 yds passing (1 TDs), 1 INTs 1 carry, 0 yds rushing			HOU 23 DEN 24	<b>FINAL</b>
<b>6.20</b>	<u>Ahmad Bradshaw</u>	NYG	RB	NYG 17 GNB 45	<b>FINAL</b>
	12 carries, 31 yds rushing, 1 fumble(s) 5 catches, 41 yds receiving, 2 tackles				
<b>14.30</b>	<u>Rashard Mendenhall</u>	PIT	RB	CAR 3 PIT 27	<b>FINAL</b>
	18 carries, 65 yds rushing (1 TDs) 2 catches, 18 yds receiving, 1 tackle				
<b>4.40</b>	<u>Donald Driver</u>	GNB	WR	NYG 17 GNB 45	<b>FINAL</b>
	3 catches, 44 yds receiving, 1 tackle				
<b>0.00</b>	<u>Andre Johnson</u>	HOU	WR	HOU 23 DEN 24	<b>FINAL</b>
	6 catches, 78 yds receiving				
<b>7.80</b>	<u>Braylon Edwards</u>	NYJ	WR	NYJ 34 CHI 38	<b>FINAL</b>
	1 FG (37), 1 missed FG (35), 5 PATs				
<b>8.00</b>	<u>Robbie Gould</u>	CHI	K	NYJ 34 CHI 38	<b>FINAL</b>
	60 tackles, 7 assists, 5 passes defended, 1 INT, 2 FF, 1 FR				
<b>2.00</b>	<u>Chicago Bears</u>	CHI	D/ST	NYJ 34 CHI 38	<b>FINAL</b>
<b>58.10</b>					

### SCORING:

Matt Schaub 3 yd TD pass to Owen Daniels (4.00 pts)  
Rashard Mendenhall 1 yd rushing TD (6.00 pts)  
Robbie Gould 37 yd FG (3.00 pts)  
Robbie Gould PAT (1.00 pts)  
Robbie Gould PAT (1.00 pts)  
Robbie Gould PAT (1.00 pts)  
Robbie Gould PAT (1.00 pts)  
Robbie Gould PAT (1.00 pts)

### GAME TOTAL BONUSES:

Matt Schaub 310 yards passing (12.40 pts)  
Ahmad Bradshaw 72 combined rushing and receiving yds (7.20 pts)  
Rashard Mendenhall 83 combined rushing and receiving yds (8.30 pts)  
Donald Driver 44 combined rushing and receiving yds (4.40 pts)

	<u>Tom Brady</u>	NWE	QB		
<b>18.90</b>	15-27, 140 yds passing (3 TDs) 3 carries, 13 yds rushing			NWE 34 BUF 3	<b>FINAL</b>
<b>4.30</b>	<u>Brian Westbrook</u>	SFO	RB	SFO 17 STL 25	<b>FINAL</b>
	10 carries, 40 yds rushing 2 catches, 3 yds receiving				
<b>8.80</b>	<u>Felix Jones</u>	DAL	RB	DAL 26 ARI 27	<b>FINAL</b>
	16 carries, 77 yds rushing 1 catch, 11 yds receiving				
<b>4.00</b>	<u>Reggie Wayne</u>	IND	WR	IND 31 OAK 26	<b>FINAL</b>
	3 catches, 40 yds receiving				
<b>2.60</b>	<u>Larry Fitzgerald</u>	ARI	WR	DAL 26 ARI 27	<b>FINAL</b>
	1 catch, 26 yds receiving				
<b>21.40</b>	<u>Rob Gronkowski</u>	NWE	TE	NWE 34 BUF 3	<b>FINAL</b>
	4 catches, 54 yds receiving (2 TDs)				
<b>10.00</b>	<u>Nick Folk</u>	NYJ	K	NYJ 34 CHI 38	<b>FINAL</b>
	2 FGs (26,34), 4 PATs, 1 tackle				
<b>13.00</b>	<u>Pittsburgh Steelers</u>	PIT	D/ST	CAR 3 PIT 27	<b>FINAL</b>
	40 tackles, 23 assists, 7 passes defended, 4.0 sacks, 1 INT, 1 FF, 1 FR				
<b>83.00</b>					

### SCORING:

Tom Brady 8 yd TD pass to Rob Gronkowski (4.00 pts)  
Tom Brady 4 yd TD pass to Alge Crumpler (4.00 pts)  
Tom Brady 8 yd TD pass to Rob Gronkowski (4.00 pts)  
Rob Gronkowski 8 yd TD pass from Tom Brady (8.00 pts)  
Rob Gronkowski 8 yd TD pass from Tom Brady (8.00 pts)  
Nick Folk PAT (1.00 pts)  
Nick Folk PAT (1.00 pts)  
Nick Folk PAT (1.00 pts)  
Nick Folk 26 yd FG (3.00 pts)  
Nick Folk PAT (1.00 pts)  
Nick Folk 34 yd FG (3.00 pts)

### GAME TOTAL BONUSES:

Tom Brady 140 yards passing (5.60 pts)  
Tom Brady 13 combined rushing and receiving yds (1.30 pts)  
Brian Westbrook 43 combined rushing and receiving yds (4.30 pts)  
Felix Jones 88 combined rushing and receiving yds (8.80 pts)  
Reggie Wayne 40 combined rushing and receiving yds (4.00 pts)

## HARGER FANTASY FOOTBALL LEAGUE 2010

### Week 16 – Head to Head

Braylon Edwards 78 combined rushing and receiving yds  
(7.80 pts)  
Chicago Bears 1 interception (1.00 pts)  
Chicago Bears 1 fumble recovered (1.00 pts)

#### **DEDUCTIONS:**

Matt Schaub 1 interception (-1.00 pts)  
Ahmad Bradshaw 1 fumble lost (-1.00 pts)

#### **BENCH:**

0.40 Chester Taylor, RB  
13.10 Ronnie Brown, RB  
11.80 Marion Barber, RB  
22.90 Matt Forte, RB  
11.00 Derrick Mason, WR  
0.00 Chad Ochocinco, WR  
1.40 Kevin Walter, WR  
2.00 Rob Bironas, K

Larry Fitzgerald 26 combined rushing and receiving yds (2.60  
pts)  
Rob Gronkowski 54 combined rushing and receiving yds (5.40  
pts)  
Pittsburgh Steelers 4.0 sacks (4.00 pts)  
Pittsburgh Steelers 3 total points allowed (7.00 pts)  
Pittsburgh Steelers 1 interception (1.00 pts)  
Pittsburgh Steelers 1 fumble recovered (1.00 pts)

#### **DEDUCTIONS:**

None.

#### **BENCH:**

0.00 Donovan McNabb, QB  
4.30 Carnell Williams, RB  
8.00 Jonathan Stewart, RB  
18.50 Danny Woodhead, RB  
2.80 Donald Brown, RB  
1.70 Steve Smith, WR  
3.70 Nate Washington, WR  
16.00 Mike Thomas, WR



# HARGER FANTASY FOOTBALL LEAGUE 2010

## Week 16 – Head to Head



**NO Mercy**  
Owner: Phillip Harger

VS

**JJJammin-On-The-One**  
Owner: A.J. Harger



	<u>Philip Rivers</u>	SDG	QB		
<b>13.44</b>	27-40, 256 yds passing (1 TDs), 1 INTs 1 carry, 2 yds rushing			SDG 20 CIN 34	<b>FINAL</b>
<b>5.80</b>	<u>Chris Johnson</u>	TEN	RB	TEN 14 KAN 34	<b>FINAL</b>
	14 carries, 58 yds rushing				
<b>16.70</b>	<u>LeGarrette Blount</u>	TAM	RB	SEA 15 TAM 38	<b>FINAL</b>
	18 carries, 164 yds rushing 1 catch, 3 yds receiving				
<b>8.50</b>	<u>Santana Moss</u>	WAS	WR	WAS 20 JAC 17	<b>FINAL</b>
	5 catches, 85 yds receiving				
<b>1.90</b>	<u>Wes Welker</u>	NWE	WR	NWE 34 BUF 3	<b>FINAL</b>
	3 catches, 19 yds receiving				
<b>17.10</b>	<u>Miles Austin</u>	DAL	WR	DAL 26 ARI 27	<b>FINAL</b>
	1 carry, 6 yds rushing, 1 fumble(s) 6 catches, 115 yds receiving (1 TDs)				
<b>5.00</b>	<u>Josh Scobee</u>	JAC	K	WAS 20 JAC 17	<b>FINAL</b>
	1 FG (34), 1 missed FG (44), 2 PATs				
<b>3.00</b>	<u>New York Giants</u>	NYG	D/ST	NYG 17 GNB 45	<b>FINAL</b>
	61 tackles, 19 assists, 4 passes defended, 2.0 sacks, 1 FF, 1 FR				
<b>71.44</b>					

### SCORING:

Philip Rivers 5 yd TD pass to Kelley Washington (4.00 pts)  
Miles Austin 37 yd TD pass from Stephen McGee (6.00 pts)  
Josh Scobee PAT (1.00 pts)  
Josh Scobee 34 yd FG (3.00 pts)  
Josh Scobee PAT (1.00 pts)

### GAME TOTAL BONUSES:

Philip Rivers 256 yards passing (10.24 pts)  
Philip Rivers 2 combined rushing and receiving yds (0.20 pts)  
Chris Johnson 58 combined rushing and receiving yds (5.80 pts)  
LeGarrette Blount 167 combined rushing and receiving yds (16.70 pts)  
Santana Moss 85 combined rushing and receiving yds (8.50 pts)  
Wes Welker 19 combined rushing and receiving yds (1.90 pts)  
Miles Austin 121 combined rushing and receiving yds (12.10 pts)

	<u>Jon Kitna</u>	DAL	QB		
<b>7.30</b>	12-20, 115 yds passing (1 TDs), 2 INTs 1 carry, 7 yds rushing			DAL 26 ARI 27	<b>FINAL</b>
<b>3.80</b>	<u>Michael Turner</u>	ATL	RB	NOR 17 ATL 14	<b>FINAL</b>
	17 carries, 48 yds rushing, 1 fumble(s)				
<b>10.70</b>	<u>BenJarvus Green-Ellis</u>	NWE	RB	NWE 34 BUF 3	<b>FINAL</b>
	19 carries, 104 yds rushing 1 catch, 3 yds receiving				
<b>10.30</b>	<u>Roddy White</u>	ATL	WR	NOR 17 ATL 14	<b>FINAL</b>
	3 catches, 43 yds receiving (1 TDs)				
<b>5.80</b>	<u>Steve Johnson</u>	BUF	WR	NWE 34 BUF 3	<b>FINAL</b>
	5 catches, 58 yds receiving, 1 tackle				
<b>1.50</b>	<u>Anthony Armstrong</u>	WAS	WR	WAS 20 JAC 17	<b>FINAL</b>
	2 catches, 15 yds receiving, 2 tackles				
<b>9.00</b>	<u>David Buehler</u>	DAL	K	DAL 26 ARI 27	<b>FINAL</b>
	2 FGs (42,53), 2 PATs, 1 missed PAT, 1 tackle				
<b>8.00</b>	<u>Oakland Raiders</u>	OAK	D/ST	IND 31 OAK 26	<b>FINAL</b>
	1 TD, 52 tackles, 11 assists, 7 passes defended, 2 INT				
<b>56.40</b>					

### SCORING:

Jon Kitna 2 yd TD pass to Jason Witten (4.00 pts)  
Roddy White 7 yd TD pass from Matt Ryan (6.00 pts)  
David Buehler 42 yd FG (3.00 pts)  
David Buehler PAT (1.00 pts)  
David Buehler 53 yd FG (4.00 pts)  
David Buehler PAT (1.00 pts)  
Oakland Raiders 99 yd kickoff return TD (6.00 pts)

### GAME TOTAL BONUSES:

Jon Kitna 115 yards passing (4.60 pts)  
Jon Kitna 7 combined rushing and receiving yds (0.70 pts)  
Michael Turner 48 combined rushing and receiving yds (4.80 pts)  
BenJarvus Green-Ellis 107 combined rushing and receiving yds (10.70 pts)  
Roddy White 43 combined rushing and receiving yds (4.30 pts)  
Steve Johnson 58 combined rushing and receiving yds (5.80 pts)  
Anthony Armstrong 15 combined rushing and receiving yds (1.50 pts)  
Oakland Raiders 2 interceptions (2.00 pts)

# HARGER FANTASY FOOTBALL LEAGUE 2010

## Week 16 – Head to Head

pts)

New York Giants 2.0 sacks (2.00 pts)

New York Giants 1 fumble recovered (1.00 pts)

### **DEDUCTIONS:**

Philip Rivers 1 interception (-1.00 pts)

Miles Austin 1 fumble lost (-1.00 pts)

### **BENCH:**

21.00 Ben Roethlisberger, QB

4.00 Peyton Hillis, RB

10.10 Robert Meachem, WR

9.60 James Jones, WR

8.70 Andre Caldwell, WR

9.50 Brian Robiskie, WR

15.30 Owen Daniels, TE

20.00 Arizona Cardinals, D/ST

### **DEDUCTIONS:**

Jon Kitna 2 interceptions (-2.00 pts)

Michael Turner 1 fumble lost (-1.00 pts)

### **BENCH:**

26.56 Matt Cassel, QB

6.44 Ryan Fitzpatrick, QB

10.20 LaDainian Tomlinson, RB

3.20 Tashard Choice, RB

12.90 Ryan Torain, RB

4.10 Knowshon Moreno, RB

0.00 David Nelson, WR

16.00 Sebastian Janikowski, K

## HARGER FANTASY FOOTBALL LEAGUE 2010

### Week 16 – Standings

HFFL2010 Division								
	W	L	T	PCT	PF	PA	DIV	STREAK
<a href="#">The Mighty Warriors</a>	12	4	0	0.750	1623.54	1330.02	12 - 4 - 0	Won 5
<a href="#">The Feds</a>	11	5	0	0.688	1429.36	1382.42	11 - 5 - 0	Won 2
<a href="#">JJJammin-On-The-One</a>	10	6	0	0.625	1375.44	1179.02	10 - 6 - 0	Lost 1
<a href="#">Pigskin Princess</a>	9	7	0	0.563	1305.82	1290.92	9 - 7 - 0	Lost 1
<a href="#">NO Mercy</a>	8	8	0	0.500	1378.42	1391.30	8 - 8 - 0	Won 1
<a href="#">Doomsday II</a>	8	8	0	0.500	1297.26	1386.24	8 - 8 - 0	Lost 2
<a href="#">The Columbus Knights</a>	7	9	0	0.438	1407.90	1436.62	7 - 9 - 0	Won 1
<a href="#">Roughriders</a>	7	9	0	0.438	1176.90	1366.84	7 - 9 - 0	Lost 1
<a href="#">Big Sexy</a>	5	11	0	0.313	1266.62	1380.26	5 - 11 - 0	Lost 2
<a href="#">The General</a>	3	13	0	0.188	1258.28	1375.90	3 - 13 - 0	Won 1

### Week 16 Results

Doomsday II	73.42	<b>The Columbus Knights</b>	<b>94.36</b>
Roughriders	65.38	<b>The Mighty Warriors</b>	<b>104.92</b>
Big Sexy	83.86	<b>The Feds</b>	<b>85.28</b>
Pigskin Princess	58.10	<b>The General</b>	<b>83.00</b>
NO Mercy	<b>71.44</b>	JJJammin-On-The-One	56.40

# HARGER FANTASY FOOTBALL LEAGUE 2010

## Week 16 – Starting Points Summary



[Doomsday II](#)

73.42



[Roughriders](#)

65.38



[The Columbus Knights](#)

94.36



[The Mighty Warriors](#)

104.92

[GameCast](#) | [GameCenter](#) | **Final**

Actual vs Best: [Doomsday II](#) | [The Columbus Knights](#)

High Scorer: [Aaron Rodgers](#) (34.76 points)

[GameCast](#) | [GameCenter](#) | **Final**

Actual vs Best: [Roughriders](#) | [The Mighty Warriors](#)

High Scorer: [Michael Vick](#) (23.82 points)



[Big Sexy](#)

83.86

[Pigskin Princess](#)

58.10



[The Feds](#)

85.28



[The General](#)

83.00

[GameCast](#) | [GameCenter](#) | **Final**

Actual vs Best: [Big Sexy](#) | [The Feds](#)

High Scorer: [Josh Freeman](#) (31.78 points)

[GameCast](#) | [GameCenter](#) | **Final**

Actual vs Best: [Pigskin Princess](#) | [The General](#)

High Scorer: [Rob Gronkowski](#) (21.40 points)



[NO Mercy](#)

71.44

[JJJammin-On-The-One](#)

56.40

[GameCast](#) | [GameCenter](#) | **Final**

Actual vs Best: [NO Mercy](#) | [JJJammin-On-The-One](#)

High Scorer: [Miles Austin](#) (17.10 points)

League Average: 77.616



## Top Quarterback Scoring

PLAYER	NFL	INJ	BYE	FA	TOTAL	AVG	16	15	14	13	12	11	10	9	8	7	6	5	4	3	2	1	
Michael Vick	PHI	Q	8		319.32	21.29	23.82	39.68	24.40	29.88	24.72	20.72	49.32	26.12	bye	0.00	0.00	0.00	3.66	32.64	23.06	21.30	
Aaron Rodgers	GNB	-	10		302.22	20.15	34.76	0.00	3.34	27.82	27.86	30.14	bye	27.66	7.30	19.20	22.92	17.72	19.24	23.64	26.20	14.42	
Tom Brady	NWE	P	5		288.04	19.20	18.90	14.52	22.76	29.34	29.74	15.24	32.30	17.06	13.30	10.46	13.78	bye	10.72	22.68	14.92	22.32	
Philip Rivers	SDG	-	10		286.98	19.13	13.44	22.92	15.54	14.70	8.10	24.92	bye	26.10	19.50	16.34	12.96	24.64	17.64	26.40	23.36	20.42	
Peyton Manning	IND	-	7		285.24	19.02	19.66	17.16	20.76	18.50	15.40	28.84	7.40	13.76	19.02	bye	19.18	8.46	20.98	24.90	21.90	29.32	
Drew Brees	NOR	-	10		283.36	18.89	13.88	21.68	19.54	19.52	16.78	29.28	bye	17.12	18.00	18.24	21.72	16.36	14.90	24.60	18.86	12.88	
Josh Freeman	TAM	-	4		249.14	16.61	31.78	16.94	16.64	13.04	13.18	14.94	18.54	16.16	17.32	16.48	12.96	16.20	bye	7.86	19.42	17.68	
Eli Manning	NYG	-	8		247.26	16.48	17.24	26.56	9.48	5.34	16.94	12.08	22.62	23.50	bye	25.14	14.98	22.78	5.60	13.64	12.04	19.32	
Matt Schaub	HOU	-	7		246.38	16.43	15.40	20.00	28.52	19.48	14.92	14.46	21.96	9.78	10.14	bye	20.50	5.74	15.78	11.64	11.64	6.98	
Matt Ryan	ATL	-	8		246.26	16.42	12.52	18.56	12.48	13.90	11.88	20.92	25.14	13.90	bye	25.46	16.30	10.98	14.42	19.72	20.60	9.48	
Joe Flacco	BAL	-	8		241.18	16.08	12.68	15.08	17.40	15.14	18.36	15.04	20.90	19.34	bye	20.90	19.90	15.84	13.34	22.08	7.06	8.12	
David Garrard	JAC	X	9	*	240.26	16.02	23.86	19.56	20.56	12.94	14.58	15.06	25.18	bye	31.60	0.00	0.96	18.02	24.92	6.40	6.82	19.80	
Matt Cassel	KAN	-	4		234.54	15.64	26.56	12.06	0.00	12.34	28.12	15.72	34.06	17.04	11.38	15.72	20.84	6.34	bye	21.70	5.54	7.12	
Carson Palmer	CIN	-	6	*	233.30	15.55	26.66	8.26	8.12	15.96	7.90	16.40	16.68	16.92	14.54	28.48	bye	13.66	20.84	10.60	6.58	21.70	
Jay Cutler	CHI	-	8	*	226.64	15.11	25.90	18.66	5.18	13.56	27.58	8.04	21.88	20.42	bye	10.24	13.50	0.00	-0.32	15.54	23.38	23.08	
Kyle Orton	DEN	Q	9	*	222.88	14.86	0.00	0.00	3.14	3.68	25.88	12.08	27.74	bye	18.56	16.02	14.56	20.56	21.74	23.14	19.78	16.00	
Ryan Fitzpatrick	BUF	Q	6		218.90	14.59	6.44	17.82	13.58	7.82	14.00	27.74	9.74	14.86	16.22	31.28	bye	21.20	20.52	17.68	0.00	0.00	
Mark Sanchez	NYJ	P	7		216.14	14.41	13.76	14.30	8.64	5.56	9.24	25.80	25.36	22.54	10.44	bye	9.82	7.64	14.44	22.14	23.00	3.46	
Sam Bradford	STL	-	9		202.58	13.51	14.68	5.44	13.74	7.18	24.22	18.02	15.14	bye	15.84	12.24	12.72	6.60	19.36	12.60	13.68	11.12	
Ben Roethlisberger	PIT	-	5		196.00	13.07	21.00	17.06	12.62	13.02	11.64	34.50	27.68	10.82	6.70	19.18	21.78	bye	0.00	0.00	0.00	0.00	
Donovan McNabb	WAS	-	9		190.18	12.68	0.00	0.00	17.12	13.34	12.14	18.44	16.80	bye	15.90	9.80	11.94	18.28	11.90	14.94	21.04	8.54	
Chad Henne	MIA	-	5		174.40	11.63	14.52	14.04	4.90	9.66	18.88	0.00	12.90	7.54	6.98	13.28	17.14	bye	17.20	21.62	8.56	7.18	
Jon Kitna	DAL	Q	4		170.60	11.37	7.30	21.30	18.38	15.48	13.52	27.88	24.58	9.32	16.36	16.48	0.00	0.00	0.00	0.00	0.00	0.00	
Matt Hasselbeck	SEA	Q	5	*	170.04	11.34	7.06	0.24	14.90	7.06	16.08	19.84	17.32	0.00	5.52	11.78	13.38	bye	5.94	12.30	18.42	20.20	
Shaun Hill	DET	-	7	*	158.32	10.55	17.88	0.00	0.00	0.00	15.70	18.56	16.02	0.00	0.00	bye	7.64	21.98	24.54	11.88	23.00	1.12	
Jason Campbell	OAK	-	10	*	153.18	10.21	14.24	15.62	20.96	18.38	0.00	1.80	bye	12.16	20.80	17.66	3.42	11.06	0.00	0.00	4.38	12.70	
Alex Smith	SFO	-	9	*	127.86	8.52	3.80	6.20	23.40	0.00	0.00	0.00	0.00	0.00	bye	0.00	9.16	15.64	22.96	9.62	12.28	17.80	7.00
Brett Favre	MIN	D	4	*	121.16	8.08	0.00	5.52	0.00	-1.00	7.78	7.32	6.70	23.94	9.36	9.48	7.72	19.66	bye	9.84	5.00	9.84	
Tony Romo	DAL	X	4	*	106.10	7.07	0.00	0.00	0.00	0.00	0.00	0.00	0.00	0.00	0.00	5.56	23.00	26.14	bye	19.26	16.86	15.28	
Derek Anderson	ARI	-	6	*	102.10	6.81	0.00	0.00	0.00	2.72	5.84	15.80	16.88	12.76	11.36	3.84	bye	0.24	0.56	11.88	4.44	15.78	
Kerry Collins	TEN	-	9	*	100.82	6.72	15.30	16.28	21.76	5.16	0.00	0.00	2.04	bye	2.08	20.04	8.30	0.00	0.00	0.00	9.86	0.00	
Vince Young	TEN	X	9	*	95.70	6.38	0.00	0.00	0.00	0.00	0.00	7.60	7.08	bye	18.42	0.00	6.44	17.12	12.72	9.32	0.84	16.16	
Colt McCoy	CLE	-	8	*	87.68	5.85	5.96	17.72	0.00	0.00	0.00	16.54	13.30	14.96	bye	3.76	15.44	0.00	0.00	0.00	0.00	0.00	
Troy Smith	SFO	-	9	*	81.14	5.41	11.92	0.00	0.00	13.56	8.76	9.42	19.44	bye	18.04	0.00	0.00	0.00	0.00	0.00	0.00	0.00	
Tim Tebow	DEN	P	9		72.26	4.82	24.02	23.32	0.00	0.00	0.00	0.00	10.32	bye	6.10	0.00	8.30	0.00	0.00	0.00	0.00	0.20	
Kevin Kolb	PHI	-	8	*	65.00	4.33	0.00	0.00	0.00	0.00	0.00	0.00	-0.10	0.00	bye	12.04	24.14	14.82	13.14	0.00	0.00	0.96	
Drew Stanton	DET	P	7	*	60.50	4.03	0.00	16.48	11.08	18.32	0.00	0.00	0.60	0.00	bye	13.88	0.14	0.00	0.00	0.00	0.00	0.00	
Bruce Gradkowski	OAK	X	10	*	58.46	3.90	0.00	0.00	0.00	0.00	12.08	4.12	bye	0.00	0.00	0.00	0.00	0.56	17.72	14.50	9.48	0.00	
Jimmy Clausen	CAR	-	6	*	58.10	3.87	1.88	11.04	3.28	5.76	6.80	0.36	8.74	1.98	-1.00	0.00	bye	1.44	10.94	5.52	1.36	0.00	
Matthew Stafford	DET	X	7	*	52.50	3.50	0.00	0.00	0.00	0.00	0.00	0.00	0.00	24.70	25.48	bye	0.00	0.00	0.00	0.00	2.32		
Matt Moore	CAR	X	6	*	44.78	2.99	0.00	0.00	0.00	0.00	0.00	0.00	0.52	9.26	19.62	bye	-0.60	0.00	0.00	7.20	8.78		
Seneca Wallace	CLE	-	8	*	43.52	2.90	0.00	0.00	0.00	0.00	0.00	0.00	0.00	0.00	bye	0.00	0.00	9.56	10.86	9.64	12.56	0.90	
Rex Grossman	WAS	-	9	*	41.32	2.75	10.78	29.78	0.00	0.00	0.00	0.00	0.00	bye	0.76	0.00	0.00	0.00	0.00	0.00	0.00	0.00	
Jake Delhomme	CLE	-	8	*	34.68	2.31	0.00	0.00	1.44	12.18	8.00	0.00	0.00	0.00	bye	0.00	0.00	1.88	0.00	0.00	0.00	11.18	
Joe Webb	MIN	-	4	*	31.78	2.12	16.90	12.96	1.92	0.00	0.00	0.00	0.00	0.00	0.00	0.00	0.00	0.00	0.00	0.00	0.00	0.00	
Tarvaris Jackson	MIN	X	4	*	29.94	2.00	0.00	0.00	4.52	14.68	0.00	0.00	0.00	0.00	10.74	0.00	0.00	0.00	bye	0.00	0.00	0.00	
Matt Flynn	GNB	-	10	*	28.92	1.93	0.00	21.34	7.08	-0.20	0.00	0.70	bye	0.00	0.00	0.00	0.00	0.00	0.00	0.00	0.00	0.00	
John Skelton	ARI	-	6	*	28.80	1.92	13.42	6.84	6.74	1.80	0.00	0.00	0.00	0.00	0.00	0.00	0.00	0.00	0.00	0.00	0.00	0.00	
Charlie Batch	PIT	-	5	*	26.08	1.74	0.00	0.00	0.00	0.00	0.00	0.00	0.00	0.00	0.00	0.00	0.00	0.00	5.04	20.04	1.00	0.00	
Charlie Whitehurst	SEA	-	5	*	24.90	1.66	5.14	12.32	0.00	0.00	0.00	0.00	0.72	6.72	0.00	0.00	0.00	bye	0.00	0.00	0.00	0.00	
Trent Edwards	JAC	-	9	*	19.24	1.28	0.00	0.00	0.00	0.00	0.00	0.00	0.00	bye	0.00	0.00	5.20	0.00	0.00	0.00	3.28	10.76	
Tyler Thigpen	MIA	-	5	*	18.80	1.25	0.00	0.00	0.00	0.96	0.80	9.18	7.06	0.00	0.00	0.00	0.00	bye	0.80	0.00	0.00	0.00	
Todd Bouman	JAC	-	9	*	15.68	1.05	0.00	0.00	0.00	0.00	0.00	0.00	0.00	bye	0.00	15.68	0.00	0.00	0.00	0.00	0.00		
Dennis Dixon	PIT	X	5	*	11.36	0.76	0.00	0.00	0.00	0.00	0.00	0.00	0.00	0.00	0.00	0.00	0.00	0.00	0.00	2.52	8.84		
Stephen McGee	DAL	-	4	*	10.34	0.69	10.34	0.00	0.00	0.00	0.00	0.00	0.00	0.00	0.00	0.00	0.00	0.00	bye	0.00	0.00	0.00	
Max Hall	ARI	X	6	*	10.30	0.69	0.00	0.00	0.00	-0.60	0.00	0.00	0.00	0.00	4.34	-0.56	bye	5.72	2.28	0.00	-0.88	0.00	
Brian St. Pierre	CAR	-	6	*	8.92	0.59	0.00	0.00	0.00	0.00	0.00	8.92	0.00	0.00	0.00	0.00	bye	0.00	0.00	0.00	0.00	0.00	
Josh Johnson	TAM	-	4	*	8.34	0.56	0.60	0.04	0.00	0.00	0.00	0.98	1.40	0.00	0.00	0.00	1.78	0.16	bye	3.38	0.00	0.00	
Luke McCown	JAC	X	9	*	5.20	0.35	0.00	0.00	0.00	0.00	0.00	0.00	0.00	0.00	0.00	0.00	0.00	0.00	0.00	0.00	5.20	0.00	
Rusty Smith	TEN	-	9	*	4.00	0.27	0.00</																



# Harger Fantasy Football League

www.rtsports.com

2010 thru Week 16

01-Jan-2011 09:37 AM Eastern

## Top Quarterback Scoring

PLAYER	NFL	INJ	BYE	FA	TOTAL	AVG	16	15	14	13	12	11	10	9	8	7	6	5	4	3	2	1
J.T. O'Sullivan	OAK	-	10	*	0.00	0.00	0.00	0.00	0.00	0.00	0.00	0.00	bye	0.00	0.00	0.00	0.00	0.00	0.00	0.00	0.00	0.00
Josh McCown	CAR	-	6	*	0.00	0.00	0.00	0.00	0.00	0.00	0.00	0.00	0.00	0.00	0.00	0.00	bye	0.00	0.00	0.00	0.00	0.00
Joey Harrington	NOR	-	10	*	0.00	0.00	0.00	0.00	0.00	0.00	0.00	0.00	bye	0.00	0.00	0.00	0.00	0.00	0.00	0.00	0.00	0.00
Patrick Ramsey	MIN	-	4	*	0.00	0.00	0.00	0.00	0.00	0.00	0.00	0.00	0.00	0.00	0.00	0.00	0.00	0.00	bye	0.00	0.00	0.00
Byron Leftwich	PIT	-	5	*	0.00	0.00	0.00	0.00	0.00	0.00	0.00	0.00	0.00	0.00	0.00	0.00	0.00	0.00	bye	0.00	0.00	0.00
Chris Simms	TEN	-	9	*	0.00	0.00	0.00	0.00	0.00	0.00	0.00	0.00	0.00	0.00	0.00	0.00	0.00	0.00	0.00	0.00	0.00	0.00
J.P. Losman	SEA	-	5	*	0.00	0.00	0.00	0.00	0.00	0.00	0.00	0.00	0.00	0.00	0.00	0.00	0.00	0.00	bye	0.00	0.00	0.00
Jim Sorgi	NYG	X	8	*	0.00	0.00	0.00	0.00	0.00	0.00	0.00	0.00	0.00	0.00	bye	0.00	0.00	0.00	0.00	0.00	0.00	0.00
Charlie Frye	OAK	X	10	*	0.00	0.00	0.00	0.00	0.00	0.00	0.00	0.00	bye	0.00	0.00	0.00	0.00	0.00	0.00	0.00	0.00	0.00
Matt Leinart	HOU	-	7	*	0.00	0.00	0.00	0.00	0.00	0.00	0.00	0.00	0.00	0.00	0.00	bye	0.00	0.00	0.00	0.00	0.00	0.00
Kellen Clemens	NYJ	-	7	*	0.00	0.00	0.00	0.00	0.00	0.00	0.00	0.00	0.00	0.00	0.00	bye	0.00	0.00	0.00	0.00	0.00	0.00
D.J. Shockley	ATL	-	8	*	0.00	0.00	0.00	0.00	0.00	0.00	0.00	0.00	0.00	0.00	bye	0.00	0.00	0.00	0.00	0.00	0.00	0.00
JaMarcus Russell	OAK	-	10	*	0.00	0.00	0.00	0.00	0.00	0.00	0.00	0.00	bye	0.00	0.00	0.00	0.00	0.00	0.00	0.00	0.00	0.00
Brady Quinn	DEN	-	9	*	0.00	0.00	0.00	0.00	0.00	0.00	0.00	0.00	0.00	bye	0.00	0.00	0.00	0.00	0.00	0.00	0.00	0.00
John Beck	WAS	-	9	*	0.00	0.00	0.00	0.00	0.00	0.00	0.00	0.00	0.00	bye	0.00	0.00	0.00	0.00	0.00	0.00	0.00	0.00
Jeff Rowe	NWE	-	5	*	0.00	0.00	0.00	0.00	0.00	0.00	0.00	0.00	0.00	0.00	0.00	0.00	0.00	bye	0.00	0.00	0.00	0.00
Matt Gutierrez	CHI	-	8	*	0.00	0.00	0.00	0.00	0.00	0.00	0.00	0.00	0.00	0.00	bye	0.00	0.00	0.00	0.00	0.00	0.00	0.00
Brian Brohm	BUF	-	6	*	0.00	0.00	0.00	0.00	0.00	0.00	0.00	0.00	0.00	0.00	0.00	0.00	bye	0.00	0.00	0.00	0.00	0.00
Kevin O'Connell	NYJ	X	7	*	0.00	0.00	0.00	0.00	0.00	0.00	0.00	0.00	0.00	0.00	0.00	bye	0.00	0.00	0.00	0.00	0.00	0.00
John David Booty	HOU	-	7	*	0.00	0.00	0.00	0.00	0.00	0.00	0.00	0.00	0.00	0.00	0.00	0.00	0.00	0.00	bye	0.00	0.00	0.00
Erik Ainge	NYJ	-	7	*	0.00	0.00	0.00	0.00	0.00	0.00	0.00	0.00	0.00	0.00	0.00	bye	0.00	0.00	0.00	0.00	0.00	0.00
Colt Brennan	OAK	-	10	*	0.00	0.00	0.00	0.00	0.00	0.00	0.00	0.00	bye	0.00	0.00	0.00	0.00	0.00	0.00	0.00	0.00	0.00
Brett Ratliff	CLE	-	8	*	0.00	0.00	0.00	0.00	0.00	0.00	0.00	0.00	0.00	0.00	0.00	bye	0.00	0.00	0.00	0.00	0.00	0.00
Pat White	MIA	-	5	*	0.00	0.00	0.00	0.00	0.00	0.00	0.00	0.00	0.00	0.00	0.00	0.00	0.00	bye	0.00	0.00	0.00	0.00
Rhett Bomar	MIN	-	4	*	0.00	0.00	0.00	0.00	0.00	0.00	0.00	0.00	0.00	0.00	0.00	0.00	0.00	0.00	bye	0.00	0.00	0.00
Nate Davis	SFO	-	9	*	0.00	0.00	0.00	0.00	0.00	0.00	0.00	0.00	0.00	bye	0.00	0.00	0.00	0.00	0.00	0.00	0.00	0.00
Tom Brandstater	MIA	-	5	*	0.00	0.00	0.00	0.00	0.00	0.00	0.00	0.00	0.00	0.00	0.00	0.00	0.00	0.00	bye	0.00	0.00	0.00
Mike Teel	CHI	-	8	*	0.00	0.00	0.00	0.00	0.00	0.00	0.00	0.00	0.00	0.00	bye	0.00	0.00	0.00	0.00	0.00	0.00	0.00
Keith Null	CAR	-	6	*	0.00	0.00	0.00	0.00	0.00	0.00	0.00	0.00	0.00	0.00	0.00	0.00	bye	0.00	0.00	0.00	0.00	0.00
Curtis Painter	IND	-	7	*	0.00	0.00	0.00	0.00	0.00	0.00	0.00	0.00	0.00	0.00	0.00	0.00	bye	0.00	0.00	0.00	0.00	0.00
Richard Bartel	ARI	-	6	*	0.00	0.00	0.00	0.00	0.00	0.00	0.00	0.00	0.00	0.00	0.00	0.00	0.00	0.00	bye	0.00	0.00	0.00
Drew Willy	IND	-	7	*	0.00	0.00	0.00	0.00	0.00	0.00	0.00	0.00	0.00	0.00	0.00	0.00	0.00	0.00	bye	0.00	0.00	0.00
Mike Kafka	PHI	-	8	*	0.00	0.00	0.00	0.00	0.00	0.00	0.00	0.00	0.00	0.00	0.00	bye	0.00	0.00	0.00	0.00	0.00	0.00
Jonathan Crompton	NWE	-	5	*	0.00	0.00	0.00	0.00	0.00	0.00	0.00	0.00	0.00	0.00	0.00	0.00	0.00	0.00	bye	0.00	0.00	0.00
Dan LeFevour	CIN	-	6	*	0.00	0.00	0.00	0.00	0.00	0.00	0.00	0.00	0.00	0.00	0.00	0.00	0.00	0.00	bye	0.00	0.00	0.00
Levi Brown	BUF	-	6	*	0.00	0.00	0.00	0.00	0.00	0.00	0.00	0.00	0.00	0.00	0.00	0.00	0.00	0.00	bye	0.00	0.00	0.00
Sean Canfield	NOR	-	10	*	0.00	0.00	0.00	0.00	0.00	0.00	0.00	0.00	bye	0.00	0.00	0.00	0.00	0.00	0.00	0.00	0.00	0.00
Zac Robinson	DET	-	7	*	0.00	0.00	0.00	0.00	0.00	0.00	0.00	0.00	0.00	0.00	0.00	0.00	0.00	0.00	bye	0.00	0.00	0.00
Jevan Snead	TAM	-	4	*	0.00	0.00	0.00	0.00	0.00	0.00	0.00	0.00	0.00	0.00	0.00	0.00	0.00	0.00	bye	0.00	0.00	0.00
Jarrett Brown	SFO	-	9	*	0.00	0.00	0.00	0.00	0.00	0.00	0.00	0.00	0.00	0.00	0.00	0.00	0.00	0.00	bye	0.00	0.00	0.00
Tim Hiller	IND	-	7	*	0.00	0.00	0.00	0.00	0.00	0.00	0.00	0.00	0.00	0.00	0.00	0.00	0.00	0.00	bye	0.00	0.00	0.00
Hunter Cantwell	BAL	-	8	*	0.00	0.00	0.00	0.00	0.00	0.00	0.00	0.00	0.00	0.00	0.00	bye	0.00	0.00	0.00	0.00	0.00	0.00
Billy Volek	SDG	-	10	*	-0.18	-0.01	0.00	-0.20	0.00	0.00	0.00	0.00	0.00	bye	0.00	0.00	0.00	0.00	0.12	0.00	-0.10	0.00
Sage Rosenfels	NYG	-	8	*	-0.30	-0.02	0.00	0.00	0.00	0.00	0.00	0.00	0.00	-0.30	bye	0.00	0.00	0.00	0.00	0.00	0.00	0.00
Todd Collins	CHI	-	8	*	-1.36	-0.09	0.00	0.00	0.00	0.00	0.00	0.00	0.00	0.00	0.00	bye	0.00	0.00	-2.72	0.44	0.92	0.00
Brian Hoyer	NWE	-	5	*	-1.70	-0.11	-0.20	0.00	-0.20	0.00	0.00	0.00	0.00	-1.10	0.00	0.00	0.00	0.00	bye	-0.20	0.00	0.00



## Top Running Back Scoring

PLAYER	NFL	INJ	BYE	FA	TOTAL	AVG	16	15	14	13	12	11	10	9	8	7	6	5	4	3	2	1	
Arian Foster	HOU	-	7		296.80	19.79	19.50	6.10	12.50	22.90	21.80	25.30	12.00	31.70	22.70	bye	21.70	2.70	30.70	11.60	13.80	41.80	
Adrian Peterson	MIN	P	4		238.00	15.87	17.90	0.00	2.60	28.80	13.00	8.80	7.50	26.40	20.20	23.20	13.10	10.80	bye	31.00	24.60	10.10	
Peyton Hillis	CLE	Q	8		237.32	15.82	4.00	8.20	10.80	7.90	37.40	20.30	15.90	33.00	bye	13.52	9.00	12.70	17.00	24.00	12.10	11.50	
Jamaal Charles	KAN	-	4		223.50	14.90	23.70	21.30	4.90	13.60	22.60	12.60	18.10	10.00	23.80	13.10	11.70	9.10	bye	15.40	7.60	16.00	
Darren McFadden	OAK	Q	10		223.40	14.89	7.60	14.80	38.90	17.70	6.50	3.00	bye	10.40	13.50	43.60	0.00	0.00	12.90	18.20	15.30	21.00	
LeSean McCoy	PHI	-	8		220.20	14.68	8.50	7.70	15.30	25.00	12.00	20.00	15.40	10.30	bye	10.20	8.50	19.80	16.40	6.10	30.80	14.20	
Chris Johnson	TEN	-	9		215.90	14.39	5.80	19.70	23.90	6.70	0.70	13.60	18.40	bye	14.30	7.30	19.10	25.20	5.40	24.50	4.30	27.00	
Michael Turner	ATL	-	8		203.90	13.59	3.80	8.20	30.40	14.80	17.40	18.70	3.90	22.70	bye	26.40	4.90	14.00	7.80	18.50	7.50	4.90	
Maurice Jones-Drew	JAC	O	9		203.10	13.54	0.00	6.80	18.00	19.00	12.20	26.00	24.30	bye	14.80	18.10	6.50	9.30	24.10	8.90	3.80	11.30	
Rashard Mendenhall	PIT	-	5		202.00	13.47	14.30	15.90	7.50	6.30	20.10	10.90	5.50	19.00	14.50	4.30	15.90	bye	20.80	20.30	7.20	19.50	
Matt Forte	CHI	-	8		200.50	13.37	22.90	9.80	6.10	16.00	13.90	16.40	7.80	8.10	bye	6.30	11.10	30.80	3.30	4.30	12.60	31.10	
Ray Rice	BAL	-	8		200.20	13.35	9.20	35.30	12.00	5.00	13.20	19.10	10.20	18.00	bye	7.30	12.60	27.90	2.90	9.60	11.70	6.20	
Ahmad Bradshaw	NYG	P	8		195.90	13.06	6.20	8.00	17.50	22.50	10.30	1.40	13.50	21.20	bye	12.80	14.30	8.90	19.30	16.80	8.90	14.30	
Steven Jackson	STL	-	9		189.00	12.60	12.70	16.40	12.40	17.50	6.60	6.10	20.80	bye	6.30	14.50	17.10	12.60	12.40	12.40	12.50	8.70	
BenJarvus Green-Ellis	NWE	-	5	*	172.70	11.51	10.70	11.00	8.70	19.90	17.90	16.00	12.30	1.40	24.30	8.40	8.00	bye	13.60	16.40	1.90	2.20	
Cedric Benson	CIN	-	6		167.40	11.16	4.20	21.00	4.50	18.30	4.10	19.60	4.10	13.40	8.10	6.60	bye	18.30	6.00	21.00	7.80	10.40	
LaDainian Tomlinson	NYJ	-	7		163.40	10.89	10.20	5.50	5.40	6.10	6.30	10.70	11.00	10.20	8.30	bye	18.70	10.70	27.50	14.80	10.20	7.80	
Mike Tolbert	SDG	X	10	*	160.10	10.67	-1.20	10.60	13.90	6.30	17.80	21.30	bye	5.40	15.00	7.80	6.30	8.50	16.30	8.00	21.50	2.60	
Frank Gore	SFO	X	9	*	158.50	10.57	0.00	0.00	0.00	0.00	5.20	6.00	21.40	bye	18.50	15.90	14.90	11.30	13.70	14.50	28.80	8.60	
Knowshon Moreno	DEN	Q	9	*	156.80	10.45	4.10	0.60	17.30	17.50	16.80	18.00	21.60	bye	5.90	21.00	3.80	0.00	0.00	17.80	12.40		
Fred Jackson	BUF	-	6	*	149.40	9.96	9.20	3.60	11.50	4.80	22.30	24.90	28.00	8.60	7.50	7.70	bye	6.60	2.10	0.80	9.90	1.90	
Thomas Jones	KAN	-	4		135.30	9.02	4.10	13.80	0.10	10.70	8.20	19.10	2.20	3.20	8.20	18.50	17.00	1.90	bye	15.60	8.80	3.90	
Jahvid Best	DET	P	7		134.30	8.95	13.70	1.20	4.20	9.70	0.00	1.70	3.90	8.80	7.90	bye	4.70	10.40	7.40	3.90	41.20	15.60	
Brandon Jacobs	NYG	-	8		129.30	8.62	3.70	3.40	17.60	22.30	8.70	3.20	2.80	7.80	bye	12.50	15.50	10.10	12.60	1.80	0.80	6.50	
LeGarrette Blount	TAM	-	4		129.30	8.62	16.70	17.00	5.80	16.30	5.50	8.20	15.10	4.60	23.90	7.20	0.00	0.30	bye	8.70	0.00	0.00	
Felix Jones	DAL	-	4		128.30	8.55	8.80	11.70	14.30	9.10	11.30	7.60	19.60	1.60	3.60	6.20	9.30	12.60	bye	4.30	1.90	6.40	
Danny Woodhead	NWE	-	5		126.70	8.45	18.50	7.10	8.20	11.50	4.50	15.00	3.30	9.20	11.80	5.20	11.50	bye	10.70	10.20	0.00	0.00	
Brandon Jackson	GNB	-	10		125.00	8.33	4.90	10.20	2.80	7.60	3.60	6.60	bye	18.80	7.20	16.40	8.20	14.00	3.40	3.90	9.90	7.50	
Ronnie Brown	MIA	-	5		120.30	8.02	13.10	10.20	4.50	7.70	8.50	2.90	7.10	15.90	6.80	3.40	7.50	bye	5.60	5.30	7.30	14.50	
Ryan Torain	WAS	Q	9		114.80	7.65	12.90	16.10	18.20	0.00	0.00	0.00	0.00	bye	8.90	11.50	22.90	6.70	13.00	4.60	0.00	0.00	
Marshawn Lynch	SEA	-	5		114.40	7.63	5.30	13.70	6.60	28.00	3.30	3.50	12.20	4.80	0.70	8.90	11.30	bye	-0.20	8.60	6.40	1.30	
Tim Hightower	ARI	-	6	*	110.00	7.33	2.90	2.80	25.80	8.60	0.00	8.60	12.20	3.90	1.10	5.30	bye	0.60	2.40	4.00	18.40	13.40	
Michael Bush	OAK	-	10		109.80	7.32	3.40	14.40	2.20	15.50	0.10	5.10	bye	1.70	16.60	12.50	5.90	19.50	11.60	1.30	0.00	0.00	
Shonn Greene	NYJ	-	7	*	98.60	6.57	14.40	4.50	4.60	6.70	8.10	3.20	9.40	5.50	3.20	bye	4.30	11.70	11.70	3.60	6.00	1.70	
Jonathan Stewart	CAR	P	6		98.20	6.55	8.00	12.90	12.30	15.90	9.80	0.00	0.00	2.00	3.80	2.90	bye	3.40	13.60	8.10	4.30	1.20	
Chris Ivory	NOR	P	10	*	98.00	6.53	0.00	0.00	4.70	23.70	15.80	15.90	bye	5.00	0.70	4.80	17.50	3.90	5.70	0.30	0.00	0.00	
Ricky Williams	MIA	-	5	*	97.90	6.53	9.20	5.30	3.40	6.70	15.80	1.30	7.00	0.10	10.90	4.80	6.30	bye	16.10	2.80	2.00	6.20	
Carnell Williams	TAM	-	4		95.50	6.37	4.30	6.40	4.00	1.40	6.00	11.80	14.50	2.20	3.60	10.60	7.10	3.30	bye	4.60	5.90	9.80	
Mike Goodson	CAR	-	6		91.90	6.13	1.60	4.80	13.60	7.90	19.60	15.10	10.30	4.70	1.70	-0.50	bye	0.00	0.00	4.70	5.30	3.10	
Ryan Mathews	SDG	-	10		89.10	5.94	14.30	5.60	13.10	0.00	0.00	0.00	bye	5.00	11.40	2.20	7.60	5.90	12.80	0.00	4.50	6.70	
Jason Snelling	ATL	-	8	*	88.40	5.89	2.40	8.10	0.00	0.00	3.90	2.80	12.70	3.90	bye	1.90	2.70	2.00	3.60	7.00	36.60	0.80	
Justin Forsett	SEA	-	5	*	84.50	5.63	1.70	1.60	1.40	6.00	1.00	4.30	15.50	0.40	3.70	7.20	13.60	bye	7.50	9.40	5.20	6.00	
Donald Brown	IND	-	7		81.30	5.42	2.80	19.30	6.20	0.80	7.10	10.80	5.00	9.70	2.90	bye	0.00	0.00	0.00	1.20	14.80	0.70	
Darren Sproles	SDG	-	10	*	81.10	5.41	6.30	3.10	10.40	-0.30	4.10	13.40	bye	0.90	13.70	7.70	5.70	3.30	0.70	1.60	10.00	0.50	
Keiland Williams	WAS	-	9	*	80.90	5.39	1.20	1.70	7.60	2.10	2.60	9.50	31.90	bye	11.30	0.00	9.10	1.00	0.00	1.40	1.50	0.00	
Joseph Addai	IND	-	7		80.50	5.37	11.10	0.00	0.00	0.00	0.00	0.00	0.00	0.00	0.00	bye	17.80	8.90	20.20	3.90	11.30	7.30	
Willis McGahee	BAL	-	8	*	75.90	5.06	3.40	5.30	6.70	0.70	2.20	1.30	0.40	12.60	bye	13.40	0.00	12.70	9.10	2.90	1.00	4.20	
John Kuhn	GNB	-	10	*	73.10	4.87	20.90	10.80	0.60	7.70	0.90	0.00	bye	6.20	2.10	1.20	0.90	1.70	3.90	5.10	3.60	7.50	
Rashad Jennings	JAC	-	9	*	72.00	4.80	6.10	7.70	16.90	11.40	11.30	1.20	0.80	bye	0.00	0.00	0.00	0.00	1.50	3.30	8.80	3.00	
Maurice Morris	DET	-	7		70.10	4.67	9.50	17.90	5.70	4.00	19.50	7.10	0.00	0.00	0.00	bye	0.00	0.00	0.00	4.10	0.80	1.50	
Marion Barber	DAL	-	4		66.00	4.40	11.80	0.00	0.00	0.00	8.70	5.10	4.50	1.40	7.60	1.30	4.60	1.90	bye	12.00	3.10	4.00	
Pierre Thomas	NOR	Q	10		59.00	3.93	16.20	2.00	6.80	0.00	0.00	0.00	bye	0.00	0.00	0.00	0.00	0.00	0.00	9.10	10.30	14.60	
Brian Westbrook	SFO	P	9		57.70	3.85	4.30	9.00	17.00	3.10	19.60	0.00	0.40	bye	1.30	-0.10	1.90	0.60	0.00	0.60	0.00	0.00	
Chester Taylor	CHI	-	8		57.50	3.83	0.40	0.50	6.90	12.40	-0.30	1.00	4.10	8.70	bye	3.00	3.50	5.40	2.20	0.90	1.50	7.30	
Chris Wells	ARI	-	6	*	56.90	3.79	4.70	1.10	1.60	2.40	5.60	3.90	0.00	-0.20	12.40	11.40	bye	4.00	2.50	7.50	0.00	0.00	
Correll Buckhalter	DEN	-	9	*	56.00	3.73	21.20	2.00	0.00	0.00	1.20	0.90	0.90	bye	2.30	0.00	2.50	10.10	4.50	7.90	0.50		
C.J. Spiller	BUF	-	6		52.50	3.50	6.40	3.70	3.30	3.60	0.00	0.00	1.40	2.50	4.50	2.30	bye	3.40	1.50	15.90	2.60	1.40	
Javarris James	IND	-	7	*	52.50	3.50	0.00	0.00	10.90	15.50	1.20	2.70	8.60	13.20	0.40	bye	0.00	0.00	0.00	0.00	0.00	0.00	
Tashard Choice	DAL	-	4		50.20	3.35	3.20	14.40	3.30	16.00	6.10	2.10	0.00	0.90	2.70	0.00	0.00	0.00	0.00	0.40	0.50	0.60	
Toby Gerhart	MIN	-	4		50.10	3.34	0.60	8.50	1.20	5.20	14.10	3.40	3.70	0.90	6.70	3.00	0.40	0.70					



# Harger Fantasy Football League

www.rtsports.com

2010 thru Week 16

01-Jan-2011 09:39 AM Eastern

## Top Running Back Scoring

PLAYER	NFL	INJ	BYE	FA	TOTAL	AVG	16	15	14	13	12	11	10	9	8	7	6	5	4	3	2	1	
Julius Jones	NOR	-	10	*	27.30	1.82	0.20	1.10	0.00	0.90	6.60	1.20	bye	6.20	3.60	0.70	3.80	0.00	0.00	1.20	1.80		
Mike Hart	IND	Q	7	*	27.00	1.80	0.00	0.00	0.00	0.90	0.00	0.00	0.00	10.30	bye	4.30	11.50	-0.40	0.00	0.40	0.00		
Jacob Hester	SDG	D	10	*	26.50	1.77	0.10	-0.10	0.40	0.00	3.40	7.60	bye	3.50	1.80	0.20	0.90	2.20	5.00	0.20	0.70	0.60	
Brian Leonard	CIN	X	6	*	25.80	1.72	0.00	1.90	1.70	2.80	0.30	2.30	5.00	1.40	0.20	0.00	bye	0.90	7.10	2.20	0.00	0.00	
Kevin Smith	DET	X	7	*	24.80	1.65	0.00	0.00	0.00	0.00	0.00	6.00	6.00	3.70	6.70	bye	1.70	3.30	3.40	0.00	0.00	0.00	
Mike Sellers	WAS	-	9	*	23.70	1.58	0.10	4.70	2.80	1.70	0.00	0.60	2.80	bye	0.00	1.50	1.70	2.20	0.50	1.10	3.80	0.20	
LeRon McClain	BAL	-	8	*	21.50	1.43	2.40	0.00	2.20	0.00	0.00	1.60	0.50	1.70	bye	3.50	1.10	2.40	2.00	2.20	0.80	1.10	
Ovie Mughelli	ATL	-	8	*	21.40	1.43	2.00	0.00	1.90	9.20	1.60	0.00	0.70	0.00	bye	0.00	0.20	0.20	0.20	2.90	2.50	0.00	
Patrick Cobbs	MIA	-	5	*	21.10	1.41	0.40	1.30	0.00	1.10	9.20	0.10	9.60	0.00	0.00	0.00	0.00	bye	0.00	-0.60	0.00	0.00	
Owen Schmitt	PHI	-	8	*	19.30	1.29	0.00	0.00	0.20	6.50	0.00	1.40	0.60	1.20	bye	0.60	-0.10	1.90	4.30	0.60	2.10	0.00	
Lousaka Polite	MIA	-	9	*	17.20	1.15	7.90	0.70	0.50	-0.10	0.20	0.00	1.50	0.00	0.80	0.40	0.70	bye	0.00	1.80	1.00	1.80	
Lance Ball	DEN	-	9	*	14.70	0.98	5.10	2.00	3.50	0.00	3.10	0.10	0.90	bye	0.00	0.00	0.00	0.00	0.00	0.00	0.00	0.00	
Mike Bell	CLE	-	8	*	13.80	0.92	7.50	0.00	0.80	0.00	1.40	0.10	0.00	0.70	bye	-0.30	0.30	0.80	1.10	1.40	0.00	0.00	
Spencer Larsen	DEN	X	9	*	12.90	0.86	0.00	0.00	0.00	0.00	1.10	0.00	8.00	bye	0.00	2.90	0.10	0.00	0.00	0.00	0.40	0.40	
Dominic Rhodes	IND	-	7	*	12.80	0.85	9.80	3.00	0.00	0.00	0.00	0.00	0.00	0.00	0.00	bye	0.00	0.00	0.00	0.00	0.00	0.00	
Fred Taylor	NWE	-	5	*	12.60	0.84	-0.30	0.00	1.60	0.90	0.00	0.00	0.00	0.00	0.00	0.00	0.00	0.00	bye	0.00	1.60	1.10	7.70
Dimitri Nance	GNB	-	10	*	12.50	0.83	3.20	2.70	1.80	0.00	0.00	3.70	bye	0.50	0.00	0.00	0.00	0.00	0.00	0.00	0.60	0.00	
Michael Robinson	SEA	-	5	*	12.42	0.83	0.30	0.90	3.30	1.40	0.00	0.00	0.00	0.00	0.00	1.00	0.30	bye	1.82	0.00	2.20	1.20	
Laurence Maroney	DEN	-	9	*	12.40	0.83	0.00	0.00	0.60	0.10	0.70	0.00	0.00	6.60	bye	0.00	0.00	0.00	0.00	0.00	2.00	0.00	
Danny Ware	NYG	-	8	*	12.40	0.83	2.40	0.00	0.60	0.10	0.70	0.00	0.00	6.60	bye	0.00	0.00	0.00	0.00	0.00	2.00	0.00	
Deji Karim	JAC	-	9	*	11.80	0.79	0.30	0.00	0.00	0.00	0.00	0.00	0.00	bye	0.30	3.00	1.20	7.00	0.00	0.00	0.00	0.00	
Kevin Faulk	NWE	X	5	*	10.70	0.71	0.00	0.00	0.00	0.00	0.00	0.00	0.00	0.00	0.00	0.00	0.00	bye	0.00	0.00	3.70	7.00	
Jerome Felton	DET	-	7	*	10.70	0.71	0.00	0.00	1.50	0.20	0.70	0.40	2.30	0.30	0.30	bye	0.80	0.70	1.80	1.00	0.00	0.70	
Tyrell Sutton	CAR	-	6	*	10.70	0.71	0.00	0.00	2.00	3.10	0.00	0.00	0.00	5.60	0.00	0.00	bye	0.00	0.00	0.00	0.00	0.00	
Jackie Battle	KAN	-	4	*	10.50	0.70	0.00	0.90	0.80	0.00	0.00	0.00	0.40	0.00	0.30	7.20	0.00	0.00	bye	0.90	0.00	0.00	
James Davis	WAS	-	9	*	10.50	0.70	0.00	0.00	0.00	8.10	1.50	0.00	0.00	bye	0.00	0.00	0.00	0.00	0.00	0.90	0.00	0.00	
Steve Slaton	HOU	-	7	*	10.40	0.69	0.00	0.00	0.00	0.00	0.00	0.00	0.00	0.00	0.00	0.00	bye	0.00	-0.10	4.50	1.70	1.40	2.90
Aaron Brown	DET	-	7	*	10.30	0.69	0.00	0.00	0.00	0.00	6.50	1.50	0.00	0.00	0.00	bye	0.00	0.00	0.00	0.00	2.30	0.00	
Heath Evans	NOR	-	10	*	10.10	0.67	0.00	0.00	0.00	0.00	0.00	0.40	bye	0.00	0.20	0.20	6.40	0.00	0.40	0.00	1.80	0.70	
Naufahu Tahii	MIN	Q	4	*	9.80	0.65	1.10	0.00	0.00	0.00	0.70	1.00	0.00	0.00	6.90	0.00	0.00	0.00	bye	0.00	0.10	0.00	
Sammy Morris	NWE	-	5	*	9.70	0.65	0.30	0.00	0.20	0.40	1.50	0.50	0.80	1.20	0.00	0.20	0.30	bye	0.30	1.90	1.90	0.20	
Chris Gronkowski	DAL	-	4	*	9.50	0.63	0.00	1.20	0.00	0.00	0.00	0.00	0.00	0.00	0.00	0.00	1.00	0.00	bye	0.00	7.30	0.00	
Vonta Leach	HOU	-	7	*	9.10	0.61	0.00	0.00	0.00	2.10	0.70	0.00	0.00	0.00	0.70	bye	0.00	1.80	0.00	1.80	2.00	0.00	
Corey McIntyre	BUF	-	6	*	8.90	0.59	0.00	0.00	1.40	-0.20	0.00	0.20	0.10	6.10	0.00	0.90	bye	0.10	0.10	0.00	0.20	0.00	
Ahmad Hall	TEN	-	9	*	8.20	0.55	0.30	0.00	2.60	0.00	-0.10	1.90	1.10	bye	0.00	0.00	0.10	0.00	0.70	0.00	1.30	0.30	
James Starks	GNB	-	10	*	8.10	0.54	0.00	0.00	0.80	7.30	0.00	0.00	bye	0.00	0.00	0.00	0.00	0.00	0.00	0.00	0.00	0.00	
Keith Toston	STL	-	9	*	7.70	0.51	0.00	0.00	4.50	0.00	0.00	0.00	0.00	bye	0.00	0.70	0.00	0.00	0.30	2.20	0.00	0.00	
Tony Fiammetta	CAR	O	6	*	5.60	0.37	0.00	0.50	0.00	2.00	1.10	0.00	0.00	1.30	0.00	0.00	bye	0.30	0.40	0.00	0.00	0.00	
Eldra Buckley	PHI	-	8	*	5.60	0.37	0.00	0.00	0.00	0.00	0.30	0.00	1.30	0.00	bye	0.00	4.00	0.00	0.00	0.00	0.00	0.00	
Greg Jones	JAC	P	9	*	5.10	0.34	0.00	0.00	1.20	1.10	0.20	0.00	1.60	bye	0.20	0.00	0.00	0.40	0.00	0.50	-0.10		
Ryan Grant	GNB	X	10	*	4.50	0.30	0.00	0.00	0.00	0.00	0.00	0.00	bye	0.00	0.00	0.00	0.00	0.00	0.00	0.00	0.45	0.00	
Gartrell Johnson	ATL	-	8	*	4.50	0.30	0.00	0.40	0.80	1.00	0.00	0.00	0.00	bye	2.30	0.00	0.00	0.00	0.00	0.00	0.00	0.00	
Albert Young	MIN	X	4	*	4.00	0.27	0.00	0.00	0.00	2.70	0.00	0.00	0.00	0.00	0.00	0.00	0.00	0.00	bye	0.00	0.00	1.30	
Tony Richardson	NYJ	-	7	*	3.80	0.25	1.20	0.00	0.00	0.00	0.00	0.20	1.50	0.00	0.00	bye	0.00	0.00	0.00	0.00	0.00	0.90	
Joe McKnight	NYJ	-	7	*	3.60	0.24	0.00	0.00	0.50	1.90	0.00	0.00	0.00	0.00	0.00	bye	0.00	0.00	1.20	0.00	0.00	0.00	
Quinton Ganther	BUF	-	6	*	3.30	0.22	0.00	0.00	0.00	2.00	1.10	0.20	0.00	0.00	0.00	bye	0.00	0.00	0.00	0.00	0.00	0.00	
Jason Wright	ARI	-	6	*	2.90	0.19	0.20	0.00	0.70	0.00	0.00	0.00	0.00	0.00	1.90	-1.00	bye	0.00	0.80	0.30	0.00	0.00	
Rock Cartwright	OAK	-	10	*	2.60	0.17	0.00	0.00	0.00	0.00	0.00	0.00	bye	0.20	0.00	1.70	-0.30	0.00	0.00	0.00	1.00	0.00	
Lawrence Vickers	CLE	T	8	*	2.60	0.17	0.20	0.00	0.00	0.00	0.00	0.00	0.60	bye	0.40	0.10	1.30	0.00	0.00	0.00	0.00	0.00	
Quinn Johnson	GNB	-	10	*	2.60	0.17	0.00	1.50	0.00	0.00	0.00	0.00	bye	0.00	0.00	0.00	0.00	0.00	0.00	1.10	0.00	0.00	
Moran Norris	SFO	-	9	*	2.00	0.13	0.00	0.00	0.00	0.50	0.00	0.00	0.00	bye	-0.10	0.00	0.00	0.00	0.80	0.00	0.50	0.30	
Reagan Maui	ARI	-	6	*	2.00	0.13	1.00	0.00	0.00	1.00	0.00	0.00	0.00	0.00	0.00	0.00	bye	0.00	0.00	0.00	0.00	0.00	
Mike Karney	STL	-	9	*	1.80	0.12	0.20	0.00	0.00	0.00	0.00	0.00	0.00	bye	0.00	0.20	0.40	0.00	0.50	0.10	0.40	0.00	
Kareem Huggins	TAM	X	4	*	1.80	0.12	0.00	0.00	0.00	0.00	0.00	0.00	0.00	0.00	0.00	0.00	1.40	0.40	bye	0.00	0.00	0.00	
Jerious Norwood	ATL	X	8	*	1.70	0.11	0.00	0.00	0.00	0.00	0.00	0.00	0.00	bye	0.00	0.00	0.00	0.00	0.00	0.00	1.70	0.00	
Lorenzo Booker	MIN	-	4	*	1.60	0.11	0.60	0.40	0.60	0.00	0.00	0.00	0.00	0.00	0.00	0.00	0.00	0.00	bye	0.00	0.00	0.00	
Michael Bennett	OAK	-	10	*	1.50	0.10	0.00	0.00	0.00	0.00	0.00	0.00	bye	0.00	0.00	0.00	0.00	0.00	0.00	0.00	1.50	0.00	
Korey Hall	GNB	O	10	*	0.90	0.06	0.00	0.00	0.00	0.90	0.00	0.00	bye	0.00	0.00	0.00	0.00	0.00	0.00	0.00	0.00	0.00	
John Conner	NYJ	-	7	*	0.90	0.06	0.00	0.00	0.00	0.00	0.00	0.00	0.00	0.00	0.00	bye	0.00	0.70	0.20	0.00	0.00	0.00	
Madison Hedgecock	NYG	X	8	*	0.80	0.05	0.00	0.00	0.00	0.00	0.00	0.00	0.00	0.00	bye	0.00	0.00	0.00	0.10	0.70	0.00	0.00	
Garrett Wolfe	CHI	-	8	*	0.80	0.05	0.00	0.80	0.00	0.00	0.00	0.00	0.00	0.00	bye	0.00	0.00	0.00	0.00	0.00	0.00	0.00	
Lex Hilliard	MIA	-	5	*	0.30	0.02	0.00	0.00	0.00														





# Harger Fantasy Football League

## Top Wide Receiver Scoring

PLAYER	NFL	INJ	BYE	FA	TOTAL	AVG	16	15	14	13	12	11	10	9	8	7	6	5	4	3	2	1
Dwayne Bowe	KAN	-	4		199.80	13.32	21.30	5.30	0.30	0.00	35.00	22.90	30.60	12.30	8.00	20.10	22.80	3.30	bye	12.10	4.50	1.30
Brandon Lloyd	DEN	-	9		197.50	13.17	11.10	13.90	3.20	3.10	19.60	13.80	21.00	bye	22.90	4.60	7.40	25.50	11.50	22.90	5.30	11.70
Roddy White	ATL	P	8		190.00	12.67	10.30	12.50	7.90	7.40	4.90	10.30	25.80	5.20	bye	33.10	8.30	16.10	10.40	12.90	13.80	11.10
Calvin Johnson	DET	Q	7		189.20	12.61	5.20	15.20	5.70	12.60	15.60	10.60	18.80	1.30	28.10	bye	20.60	11.40	20.80	5.80	13.00	4.50
Greg Jennings	GNB	-	10		188.70	12.58	14.20	8.90	5.20	24.20	11.90	33.20	bye	14.00	8.10	13.40	19.30	2.20	8.50	7.80	3.60	14.20
Mike Wallace	PIT	-	5		173.10	11.54	16.40	11.00	9.00	7.60	3.30	19.50	25.60	17.00	4.30	11.30	15.00	bye	2.50	21.90	2.50	6.20
Hakeem Nicks	NYG	O	8		171.20	11.41	15.30	12.30	9.60	0.00	0.00	6.50	8.20	18.80	bye	22.80	0.80	25.00	11.00	5.60	9.80	25.50
Andre Johnson	HOU	D	7		170.60	11.37	0.00	11.80	26.00	15.90	11.60	3.20	20.60	4.10	16.60	bye	19.80	9.50	0.00	6.40	21.80	3.30
DeSean Jackson	PHI	Q	8		163.00	10.87	3.20	10.20	27.60	8.40	2.90	5.30	16.30	18.90	bye	0.00	19.80	3.20	2.10	22.10	20.00	3.00
Steve Johnson	BUF	-	6		160.10	10.67	5.80	12.90	4.20	3.60	6.80	31.70	3.70	14.50	9.70	21.80	bye	16.60	9.10	12.60	3.10	4.00
Jeremy Maclin	PHI	-	8		159.00	10.60	7.40	16.90	1.10	6.80	10.70	12.00	15.00	4.80	bye	5.60	27.90	9.50	1.50	20.30	8.60	10.90
Reggie Wayne	IND	-	7		157.70	10.51	4.00	3.40	10.60	26.00	4.20	16.70	3.40	8.30	9.90	bye	7.10	7.50	18.60	6.50	15.60	15.90
Miles Austin	DAL	-	4		155.10	10.34	17.10	9.80	4.80	5.30	14.50	12.70	12.80	1.60	11.70	3.80	1.20	23.00	bye	2.00	14.20	20.60
Terrell Owens	CIN	X	6	*	152.30	10.15	0.00	0.00	2.20	10.70	1.70	12.30	6.40	26.10	18.50	14.80	bye	16.20	28.20	4.20	5.70	5.30
Mike Williams	TAM	-	4		150.40	10.03	16.40	15.60	1.50	12.80	2.00	11.40	6.80	14.90	16.50	8.20	4.50	14.90	bye	4.50	11.40	9.00
Marques Colston	NOR	Q	10		144.40	9.63	2.10	8.10	16.60	12.50	10.50	23.30	bye	6.50	13.60	17.20	5.30	9.70	3.60	2.50	6.70	6.20
Santana Moss	WAS	-	9		138.50	9.23	8.50	19.10	14.20	2.40	4.00	16.60	2.80	bye	5.60	12.10	7.70	11.80	0.50	17.40	8.10	7.70
Percy Harvin	MIN	-	4		134.00	8.93	10.60	13.10	0.00	0.00	4.60	3.00	12.40	11.60	12.40	16.60	9.90	21.70	bye	13.50	3.20	1.40
Larry Fitzgerald	ARI	-	6		133.20	8.88	2.60	12.50	7.20	6.10	3.70	15.00	11.10	10.70	19.20	3.00	bye	9.30	5.60	8.60	8.30	10.30
Mario Manningham	NYG	-	8		131.50	8.77	19.20	22.30	0.10	3.60	12.10	2.40	15.10	5.60	bye	10.00	11.10	0.00	0.00	7.80	13.70	8.50
Wes Welker	NWE	P	5		127.80	8.52	1.90	4.20	11.50	14.00	21.00	11.80	8.90	4.60	2.40	2.50	5.30	bye	7.00	4.50	9.80	18.40
Johnny Knox	CHI	-	8		125.20	8.35	21.20	13.80	0.60	3.40	12.80	5.50	9.00	4.90	bye	14.60	12.00	1.40	2.60	9.60	8.60	5.20
Anquan Boldin	BAL	-	8		124.00	8.27	1.50	0.20	4.10	17.80	2.70	1.90	11.00	2.80	bye	15.20	12.20	0.80	7.10	32.20	3.50	11.00
Braylon Edwards	NYJ	-	7		122.60	8.17	7.80	10.00	1.70	3.90	2.00	14.60	5.90	12.80	3.20	bye	10.60	7.00	14.60	14.70	12.50	1.30
Derrick Mason	BAL	P	8		118.80	7.92	11.00	4.20	19.80	2.20	14.70	4.20	10.80	10.20	bye	4.80	10.00	4.70	8.00	3.00	9.10	2.10
Lance Moore	NOR	-	10		118.00	7.87	4.80	8.60	13.00	3.60	9.90	4.30	bye	7.70	11.40	4.30	11.70	0.80	8.70	26.90	0.00	2.30
Kenny Britt	TEN	-	9		118.00	7.87	14.90	12.80	2.90	0.00	0.00	0.00	0.00	bye	0.00	40.50	9.30	14.60	8.30	8.60	6.10	0.00
Mike Thomas	JAC	-	9		117.20	7.81	16.00	11.30	-0.80	3.10	4.60	9.60	22.70	bye	11.00	-1.00	8.80	9.40	8.70	0.70	4.20	8.90
Deion Branch	NWE	Q	5		116.80	7.79	2.50	3.30	21.10	12.40	23.30	7.00	7.10	2.10	2.10	3.90	15.80	bye	1.00	5.00	3.10	7.10
Austin Collie	IND	X	7	*	111.90	7.46	0.00	20.70	0.00	0.00	0.00	0.00	-0.10	0.00	bye	11.70	4.80	9.90	29.10	8.50	21.30	
Brandon Marshall	MIA	-	5		109.00	7.27	10.20	15.60	7.60	0.00	0.00	4.10	3.40	3.00	6.40	5.70	12.70	bye	5.00	22.90	7.10	5.30
Chad Ochocinco	CIN	O	6		107.10	7.14	0.00	3.60	7.10	9.60	4.10	8.80	14.60	1.50	3.40	16.80	bye	2.00	5.90	3.40	4.40	21.90
Michael Crabtree	SFO	-	9		105.40	7.03	18.20	1.70	0.10	4.50	10.80	1.50	12.10	13.60	11.30	3.10	11.70	16.50	5.80	3.70	3.20	1.20
Dez Bryant	DAL	X	4	*	103.10	6.87	0.00	0.00	0.00	1.40	0.00	6.80	16.40	13.60	8.40	23.40	9.10	2.20	bye	5.00	11.20	5.60
Santonio Holmes	NYJ	P	7		102.60	6.84	12.20	4.00	5.70	7.20	10.40	24.60	13.60	11.40	4.30	bye	5.10	4.10	0.00	0.00	0.00	0.00
Malcom Floyd	SDG	P	10	*	102.00	6.80	0.00	0.00	17.10	7.20	0.00	8.40	bye	0.00	0.00	0.00	1.50	27.30	4.50	15.70	15.50	4.80
Pierre Garcon	IND	-	7		101.20	6.75	9.00	4.40	21.30	12.70	7.20	6.20	3.70	1.50	7.80	bye	16.30	5.70	0.00	0.00	1.10	4.30
Davone Bess	MIA	-	5	*	100.20	6.68	8.40	7.80	0.60	6.70	11.10	0.90	2.90	5.00	4.30	12.60	9.70	bye	15.30	8.60	1.20	5.10
Nate Washington	TEN	-	9		100.10	6.67	3.70	8.00	4.80	4.00	0.20	11.70	8.60	bye	17.70	0.70	0.90	8.40	4.20	3.00	9.40	14.80
Jabar Gaffney	DEN	-	9	*	98.30	6.55	9.00	3.20	4.80	2.80	5.90	3.30	11.70	bye	5.40	5.40	8.10	8.70	5.10	14.00	1.50	9.40
Mike Sims-Walker	JAC	P	9		97.20	6.48	3.10	16.20	8.30	0.00	4.80	0.00	2.60	bye	21.30	9.80	1.60	10.60	0.00	3.40	15.50	0.00
James Jones	GNB	-	10		96.10	6.41	9.60	15.50	3.00	0.80	4.40	11.10	bye	18.30	0.00	10.70	0.00	6.50	1.50	4.50	9.20	1.00
Robert Meachem	NOR	P	10		95.00	6.33	10.10	1.70	0.00	16.60	5.50	17.80	bye	1.50	7.60	3.30	13.10	11.70	2.30	0.50	0.00	3.30
Hines Ward	PIT	-	5		93.80	6.25	3.80	3.40	11.50	1.30	10.70	2.80	0.00	6.00	1.50	19.10	11.40	bye	1.40	9.20	0.90	10.80
Danny Amendola	STL	-	9		93.10	6.21	5.30	6.00	1.60	1.70	8.90	6.30	12.30	bye	8.80	11.00	1.90	8.50	4.60	5.60	3.90	6.70
Jacoby Ford	OAK	-	10		91.80	6.12	8.10	17.80	3.10	6.70	24.10	2.70	bye	20.80	3.30	4.40	0.00	0.00	0.80	0.00	0.00	0.00
Devin Hester	CHI	-	8		90.90	6.06	10.80	14.30	1.70	0.60	8.60	4.10	9.80	2.20	bye	3.50	8.60	1.00	2.70	7.60	13.70	1.70
Anthony Armstrong	WAS	-	9	*	89.70	5.98	1.50	10.00	3.00	14.70	5.30	4.10	8.30	bye	9.20	4.20	4.60	14.40	5.70	0.00	3.60	1.10
Nate Burleson	DET	-	7	*	88.30	5.89	1.90	11.30	1.10	2.70	3.50	17.20	6.40	17.30	3.70	bye	9.30	11.60	0.00	0.00	0.40	1.90
Kevin Walter	HOU	-	7		86.70	5.78	1.40	13.90	5.70	3.30	1.20	1.60	15.00	0.00	0.00	bye	0.00	2.40	3.50	9.40	20.40	8.90
Steve Breaston	ARI	-	6	*	85.38	5.69	0.00	10.20	3.50	6.20	2.20	9.20	9.80	3.48	16.10	0.00	bye	0.00	0.00	10.50	1.00	13.20
Eddie Royal	DEN	Q	9	*	84.80	5.65	2.20	0.00	4.40	0.70	14.40	1.20	5.90	bye	3.40	2.60	5.00	3.10	17.30	2.30	12.50	9.80
Roy Williams	DAL	P	4		82.40	5.49	0.00	0.00	2.30	5.20	7.30	2.00	3.30	0.60	2.10	0.00	14.80	14.70	bye	23.70	4.30	2.10
Lee Evans	BUF	X	6	*	80.80	5.39	0.00	0.00	0.00	7.20	-0.10	7.20	5.20	3.10	5.60	28.50	bye	14.70	0.60	5.40	0.00	3.40
Mike Williams	SEA	-	5	*	79.50	5.30	1.50	6.60	0.00	0.00	0.00	10.90	14.50	2.50	2.70	14.70	12.30	bye	3.20	3.50	0.70	6.40
Josh Morgan	SFO	-	9	*	76.60	5.11	3.90	10.60	14.20	0.00	4.10	4.10	6.50	bye	3.00	3.80	4.90	2.10	2.00	7.20	7.00	3.20
Jordan Shipley	CIN	-	6	*	76.60	5.11	6.30	1.40	2.60	2.50	9.80	7.10	1.30	4.70	2.80	19.10	bye	0.00	2.90	3.70	4.20	8.20
Donald Driver	GNB	-	10		76.40	5.09	4.40	3.10	1.20	13.30	2.60	3.10	bye	0.00	0.00	0.00	3.10	5.80	14.90	6.10	9.80	9.00
Ben Obomanu	SEA	-	5	*	75.20	5.01	3.80	2.70	0.00	4.00	21.90	14.70	7.70	9.60	0.50	0.70	0.00	bye	0.00	0.00	9.00	0.60
Earl Bennett	CHI	Q	8		75.00	5.00	1.40	3.70	5.30	10.40	17.60	1.30</										





# Harger Fantasy Football League

www.rtsports.com

2010 thru Week 16

01-Jan-2011 09:44 AM Eastern

## Top Tight End Scoring

PLAYER	NFL	INJ	BYE	FA	TOTAL	AVG	16	15	14	13	12	11	10	9	8	7	6	5	4	3	2	1
Jason Witten	DAL	-	4		160.60	10.71	12.50	22.00	22.90	12.20	9.90	4.80	0.70	4.40	17.70	18.50	5.20	16.40	bye	5.60	5.10	2.70
Antonio Gates	SDG	X	10		158.20	10.55	0.00	0.00	0.00	15.30	4.60	0.00	bye	0.00	20.30	13.00	1.20	17.20	30.40	18.90	21.70	15.60
Mercedes Lewis	JAC	-	9		138.40	9.23	3.70	6.30	13.70	3.60	3.60	14.60	5.30	bye	21.10	4.40	2.90	21.40	10.20	1.50	7.00	19.10
Vernon Davis	SFO	P	9		131.80	8.79	7.00	0.40	15.00	20.60	3.20	0.30	7.90	bye	1.20	15.40	11.50	18.40	11.60	2.20	9.80	7.30
Rob Gronkowski	NWE	-	5		115.40	7.69	21.40	2.50	12.30	1.20	6.50	2.50	31.20	3.70	0.50	9.00	2.40	bye	0.40	12.30	1.40	8.10
Kellen Winslow	TAM	P	4		110.20	7.35	25.80	4.60	13.20	2.60	12.40	3.40	14.50	3.10	0.50	4.40	4.30	7.50	bye	2.40	8.30	3.20
Aaron Hernandez	NWE	Q	5	*	109.00	7.27	0.00	20.70	1.90	13.10	1.80	8.80	0.00	20.80	3.30	5.40	7.90	bye	2.90	7.80	10.10	4.50
Dustin Keller	NYJ	-	7	*	108.70	7.25	7.90	1.90	3.40	2.70	4.90	0.70	2.50	5.90	4.50	bye	7.50	1.40	18.80	25.80	19.50	1.30
Zach Miller	OAK	P	10	*	105.40	7.03	14.60	3.90	6.80	0.50	0.60	0.90	bye	0.00	0.80	14.50	4.80	14.20	20.20	14.40	4.90	4.30
Chris Cooley	WAS	-	9	*	104.60	6.97	4.80	16.20	2.20	5.10	4.90	9.10	2.30	bye	4.80	5.20	3.70	6.90	11.70	5.30	14.40	8.00
Brandon Pettigrew	DET	-	7	*	102.30	6.82	15.40	2.50	1.40	3.60	6.70	7.50	5.00	9.80	8.80	bye	6.10	10.60	9.10	4.40	10.80	0.60
Tony Gonzalez	ATL	-	8		100.30	6.69	1.20	2.60	10.80	3.80	13.10	4.60	3.80	7.20	bye	2.70	17.90	4.10	4.10	19.00	1.90	3.50
Todd Heap	BAL	Q	8	*	94.60	6.31	0.00	0.00	0.00	0.00	15.90	6.90	13.70	2.30	bye	21.90	12.90	2.20	3.50	4.60	3.50	7.20
Benjamin Watson	CLE	P	8		93.50	6.23	2.20	9.20	0.80	18.00	4.00	0.00	7.40	2.40	bye	1.80	16.80	4.50	6.00	12.70	6.20	1.50
Kevin Boss	NYG	-	8	*	89.20	5.95	0.00	13.90	10.30	2.80	15.40	2.20	16.10	8.50	bye	2.30	2.70	4.00	1.10	8.80	0.00	1.10
Jacob Tamme	IND	-	7		88.40	5.89	15.80	3.40	3.60	4.70	14.40	6.00	7.30	18.80	14.40	bye	0.00	0.00	0.00	0.00	0.00	0.00
Anthony Fasano	MIA	O	5	*	84.80	5.65	3.10	3.00	3.30	12.10	1.00	1.60	18.70	2.60	3.60	4.90	10.20	bye	6.70	9.40	0.00	4.60
Brent Celek	PHI	-	8	*	83.10	5.54	9.70	15.20	0.00	5.50	13.00	0.00	0.80	0.00	bye	0.80	4.60	12.70	10.70	4.20	2.70	3.20
Jermaine Gresham	CIN	D	6	*	80.10	5.34	13.60	0.60	0.00	6.30	3.60	3.30	15.50	1.10	1.70	2.60	bye	10.40	3.50	5.90	1.50	10.50
Tony Moeaki	KAN	-	4	*	77.90	5.19	6.30	2.50	1.30	5.40	8.60	0.00	3.40	6.30	4.50	4.20	2.10	5.00	bye	12.40	5.80	10.10
Joel Dreessen	HOU	-	7	*	77.80	5.19	3.30	3.60	0.00	6.30	9.50	18.60	1.40	6.70	0.00	bye	8.50	0.00	15.30	1.80	2.80	0.00
Greg Olsen	CHI	-	8	*	76.50	5.10	0.50	2.80	0.60	0.50	8.90	4.00	11.10	10.90	bye	4.30	0.00	0.00	3.90	14.40	11.90	2.70
Visanthe Shiancoe	MIN	-	4	*	67.70	4.51	3.20	4.10	0.70	1.70	5.40	0.60	2.90	14.60	3.80	3.00	0.00	2.80	bye	0.70	8.60	15.60
Jimmy Graham	NOR	-	10	*	66.40	4.43	10.60	18.90	2.10	7.20	2.30	7.20	bye	12.90	0.00	3.80	1.10	0.00	0.30	0.00	0.00	0.00
Jeremy Shockey	NOR	Q	10	*	64.80	4.32	1.20	2.50	2.90	2.80	0.00	0.00	bye	8.70	3.00	3.00	2.10	11.00	5.80	15.80	3.70	2.30
Bo Scaife	TEN	-	9	*	62.80	4.19	0.00	0.00	18.00	0.70	1.00	5.10	4.10	bye	0.00	0.70	13.30	1.20	2.70	2.30	2.00	11.70
Dallas Clark	IND	X	7	*	58.70	3.91	0.00	0.00	0.00	0.00	0.00	0.00	0.00	0.00	0.00	bye	5.20	2.00	14.80	4.40	16.30	16.00
Heath Miller	PIT	-	5	*	52.70	3.51	7.30	0.00	0.00	0.90	4.60	2.60	6.00	2.10	2.90	3.30	13.00	bye	3.20	2.50	0.30	4.00
Daniel Fells	STL	-	9	*	51.20	3.41	2.80	4.70	2.60	1.80	2.30	1.10	1.10	bye	11.50	0.50	0.80	3.20	3.50	10.20	3.60	1.50
Owen Daniels	HOU	P	7		48.90	3.26	15.30	4.50	9.10	0.00	0.00	0.00	0.00	0.00	0.80	bye	7.90	4.50	0.80	2.70	2.40	0.90
Fred Davis	WAS	-	9	*	45.60	3.04	9.00	0.00	-0.50	1.80	10.50	4.40	7.10	bye	0.90	2.80	2.30	0.00	0.00	1.10	6.20	0.00
Tony Scheffler	DET	-	7	*	40.80	2.72	1.50	1.80	0.30	0.90	0.00	1.00	3.40	2.20	0.00	bye	0.50	4.10	6.30	14.00	0.50	4.30
John Carlson	SEA	-	5	*	39.50	2.63	2.70	3.10	0.00	0.00	0.30	1.40	0.00	0.90	4.70	0.30	2.10	bye	1.50	14.10	4.80	3.60
Evan Moore	CLE	X	8	*	39.20	2.61	0.00	0.00	0.00	0.00	0.60	6.90	1.80	1.70	bye	0.00	8.40	0.70	10.40	0.00	0.00	8.70
Michael Hoomanawanu	STL	Q	9	*	38.60	2.57	0.00	0.00	0.00	0.00	11.60	12.60	2.00	bye	1.90	9.20	0.50	0.00	0.00	0.00	0.00	0.80
Jared Cook	TEN	-	9	*	38.30	2.55	17.60	4.20	0.90	4.70	4.00	1.10	0.00	bye	3.60	0.00	0.00	0.00	1.70	0.00	0.50	0.00
Jermichael Finley	GNB	X	10	*	38.10	2.54	0.00	0.00	0.00	0.00	0.00	0.00	bye	0.00	0.00	0.00	0.00	0.00	11.60	11.50	10.30	4.70
David Thomas	NOR	Q	10	*	37.90	2.53	0.00	0.00	0.40	0.00	0.00	2.60	bye	4.50	1.50	11.30	1.70	0.00	4.20	2.40	9.00	0.30
Randy McMichael	SDG	-	10	*	35.90	2.39	1.30	5.50	2.60	0.90	1.20	0.00	bye	18.30	0.00	0.10	0.00	0.40	0.00	2.80	0.00	2.80
Delanie Walker	SFO	-	9	*	32.20	2.15	1.70	1.40	0.70	2.40	0.00	3.00	8.00	bye	8.50	0.00	0.00	0.00	0.60	0.60	1.60	3.70
Billy Bajema	STL	-	9	*	30.50	2.03	0.00	0.00	0.00	3.90	19.20	0.90	0.00	bye	0.00	0.00	3.40	0.00	0.00	0.00	1.30	1.80
Zach Miller	JAC	O	9	*	30.50	2.03	0.00	0.00	0.00	4.30	0.00	2.70	15.90	bye	0.00	2.50	1.80	1.80	0.00	0.70	0.00	0.80
Andrew Quarless	GNB	-	10	*	30.30	2.02	1.60	1.20	5.20	0.40	3.50	1.40	bye	0.00	0.00	9.60	2.30	5.10	0.00	0.00	0.00	0.00
Craig Stevens	TEN	-	9	*	28.20	1.88	0.00	0.00	10.00	1.90	0.00	0.00	0.00	bye	10.90	0.00	0.00	1.10	1.60	0.00	0.90	1.80
Travis Beckum	NYG	-	8	*	27.60	1.84	0.00	0.40	0.00	0.00	2.90	8.20	1.20	0.00	bye	0.00	8.10	0.80	2.50	2.30	0.10	1.10
Martellus Bennett	DAL	-	4	*	24.90	1.66	2.20	0.20	3.00	2.40	1.70	0.00	3.20	2.00	0.00	0.50	0.00	1.90	bye	2.60	4.50	0.70
Dante Rosario	CAR	-	6	*	24.30	1.62	0.30	0.90	0.40	2.60	3.10	0.00	2.40	1.00	1.60	2.80	bye	0.20	1.70	1.20	4.70	1.40
Leonard Pope	KAN	-	4	*	23.60	1.57	1.00	8.20	-0.20	8.20	0.00	0.00	2.10	0.00	2.00	0.00	1.20	1.10	bye	0.00	0.00	0.00
Ed Dickson	BAL	-	8	*	23.20	1.55	0.00	11.30	0.70	2.10	0.00	0.00	0.40	0.00	bye	0.50	0.70	5.80	0.00	0.00	1.70	0.00
John Gilmore	TAM	-	4	*	23.10	1.54	0.00	0.90	2.70	8.60	3.00	0.00	5.20	0.00	1.10	0.00	0.50	1.10	bye	0.00	0.00	0.00
Donald Lee	GNB	-	10	*	22.20	1.48	8.40	0.00	0.00	0.00	0.00	0.00	bye	0.00	0.50	2.70	0.00	9.20	1.50	0.00	-0.10	0.00
Jeff King	CAR	-	6	*	20.00	1.33	1.50	9.60	0.00	0.20	0.00	0.40	0.40	1.70	2.20	0.00	bye	2.00	0.70	1.30	0.00	0.00
Chris Baker	SEA	-	5	*	19.50	1.30	0.00	0.00	1.50	0.00	9.30	0.00	5.10	0.70	0.50	0.00	1.60	bye	0.80	0.00	0.00	0.00
Matt Spaeth	PIT	-	5	*	16.00	1.07	0.00	10.70	0.40	0.00	0.00	1.60	0.00	1.20	2.10	0.00	0.00	bye	0.00	0.00	0.00	0.00
Justin Peelle	ATL	-	8	*	15.40	1.03	1.00	1.00	0.00	0.00	1.40	9.40	0.00	0.00	bye	0.00	0.00	1.50	0.00	0.00	0.00	1.10
Robert Royal	CLE	P	8	*	13.60	0.91	0.00	10.90	0.00	0.00	0.00	0.00	1.40	0.00	bye	0.00	0.00	1.30	0.00	0.00	0.00	0.00
Jim Kleinsasser	MIN	-	4	*	12.60	0.84	0.30	0.60	0.60	2.50	0.00	0.00	0.30	0.00	0.00	1.00	2.50	0.50	bye	1.70	2.00	0.60
David Martin	BUF	-	6	*	12.30	0.82	0.00	0.00	1.30	0.00	0.00	1.50	0.00	1.10	0.00	0.00	0.00	0.00	8.40	0.00	0.00	0.00
Brandon Manumaleuna	CHI	-	8	*	12.30	0.82	0.00	0.00	0.00	10.30	0.60	0.00	0.00	0.90	bye	0.00	0.50	0.00	0.00	0.00	0.00	0.00
Ben Patrick	ARI	Q	6	*	12.30	0.82	0.00	0.00	0.00	0.00	0.00	2.40	1.10	0.00	0.00	0.60	bye	3.00	1.20	2.90	1.10	0.00
Alge Crumpler	NWE	-	5	*	12.20	0.81	8.40	0.30	0.00	0.00	2.70	0.00	0.40	0.00	0.00	0.00	0.40	bye	0.00	0.00	0.00	0.00
Clay Harbor																						



## Top Tight End Scoring

PLAYER	NFL	INJ	BYE	FA	TOTAL	AVG	16	15	14	13	12	11	10	9	8	7	6	5	4	3	2	1
Tom Crabtree	GNB	-	10	*	5.80	0.39	2.10	0.00	0.00	0.00	0.00	0.00	bye	0.40	0.00	0.00	3.30	0.00	0.00	0.00	0.00	0.00
Kory Sperry	SDG	-	10	*	5.60	0.37	0.00	3.50	0.00	0.00	0.00	2.10	bye	0.00	0.00	0.00	0.00	0.00	0.00	0.00	0.00	0.00
Jim Dray	ARI	-	6	*	4.70	0.31	0.00	0.00	0.00	0.60	0.00	0.00	0.00	1.70	0.00	0.00	bye	0.00	2.40	0.00	0.00	0.00
Mickey Shuler	MIA	-	5	*	4.40	0.29	4.40	0.00	0.00	0.00	0.00	0.00	0.00	0.00	0.00	0.00	0.00	bye	0.00	0.00	0.00	0.00
Jerramy Stevens	TAM	-	4	*	4.30	0.29	0.00	0.00	0.00	0.00	0.00	0.00	0.00	0.00	0.00	0.00	1.30	0.00	bye	2.20	0.00	0.80
Stephen Spach	ARI	-	6	*	4.00	0.27	0.00	0.70	0.90	0.00	0.00	0.00	1.40	0.40	0.30	0.30	bye	0.00	0.00	0.00	0.00	0.00
Brody Eldridge	IND	-	7	*	3.90	0.26	0.00	0.00	0.80	0.80	0.00	0.00	0.00	0.00	0.00	bye	0.50	0.00	1.00	0.80	0.00	0.00
Reggie Kelly	CIN	-	6	*	3.60	0.24	0.00	0.30	1.50	0.00	0.00	0.00	0.90	0.00	0.00	0.00	bye	0.00	0.00	0.00	0.90	0.00
Jeff Dugan	MIN	-	4	*	3.20	0.21	0.00	0.00	0.00	0.00	0.20	0.00	0.90	0.30	0.00	0.00	0.00	0.00	bye	1.00	0.00	0.80
Jake O'Connell	KAN	-	4	*	3.10	0.21	0.00	0.00	0.00	0.00	0.00	2.40	0.00	0.00	0.00	0.00	0.70	0.00	bye	0.00	0.00	0.00
Nate Byham	SFO	O	9	*	2.70	0.18	0.00	0.00	0.00	0.00	0.00	0.00	0.00	bye	0.00	0.00	0.70	0.00	0.00	0.90	0.60	0.50
Garrett Mills	CIN	-	6	*	1.90	0.13	0.00	0.00	0.00	0.00	0.00	0.00	0.00	0.00	0.00	0.50	bye	0.00	0.00	0.00	1.40	0.00
Shawn Nelson	BUF	-	6	*	1.50	0.10	0.00	0.00	0.00	0.00	0.00	0.90	0.00	0.00	0.00	0.60	bye	0.00	0.00	0.00	0.00	0.00
Fendi Onobun	STL	X	9	*	1.50	0.10	0.00	0.00	0.00	0.00	0.00	0.00	0.00	bye	0.00	0.00	0.00	0.00	0.00	1.50	0.00	0.00
Desmond Clark	CHI	-	8	*	1.20	0.08	0.00	0.00	0.00	0.00	0.00	0.00	0.00	0.00	bye	0.00	0.00	0.00	0.00	1.20	0.00	0.00
Tory Humphrey	NOR	-	10	*	1.20	0.08	0.00	0.00	0.00	0.00	0.00	1.20	bye	0.00	0.00	0.00	0.00	0.00	0.00	0.00	0.00	0.00
Richard Quinn	DEN	-	9	*	0.90	0.06	0.00	0.90	0.00	0.00	0.00	0.00	0.00	bye	0.00	0.00	0.00	0.00	0.00	0.00	0.00	0.00
Scott Chandler	BUF	-	6	*	0.80	0.05	0.00	0.80	0.00	0.00	0.00	0.00	0.00	0.00	0.00	0.00	bye	0.00	0.00	0.00	0.00	0.00
Ben Hartsock	NYJ	-	7	*	0.70	0.05	0.00	0.00	0.00	0.00	0.00	0.00	0.00	0.00	0.00	bye	0.00	0.00	0.70	0.00	0.00	0.00
Alex Smith	CLE	-	8	*	0.60	0.04	0.60	0.00	0.00	0.00	0.00	0.00	0.00	0.00	bye	0.00	0.00	0.00	0.00	0.00	0.00	0.00
Ernest Wilford	JAC	-	9	*	0.30	0.02	0.00	0.00	0.00	0.00	0.00	0.00	0.00	bye	0.00	0.00	0.00	0.00	0.00	0.00	0.30	0.00
Dennis Pitta	BAL	P	8	*	0.10	0.01	0.00	0.00	0.00	0.00	0.00	0.00	0.00	0.00	bye	0.00	0.00	0.00	0.00	0.00	0.10	0.00
Steve Heiden	CLE	-	8	*	0.00	0.00	0.00	0.00	0.00	0.00	0.00	0.00	0.00	0.00	bye	0.00	0.00	0.00	0.00	0.00	0.00	0.00
James Dearth	SDG	X	10	*	0.00	0.00	0.00	0.00	0.00	0.00	0.00	0.00	bye	0.00	0.00	0.00	0.00	0.00	0.00	0.00	0.00	0.00
Anthony Becht	ARI	-	6	*	0.00	0.00	0.00	0.00	0.00	0.00	0.00	0.00	0.00	0.00	0.00	0.00	bye	0.00	0.00	0.00	0.00	0.00
Mike Leach	ARI	-	6	*	0.00	0.00	0.00	0.00	0.00	0.00	0.00	0.00	0.00	0.00	0.00	0.00	bye	0.00	0.00	0.00	0.00	0.00
Tony Stewart	OAK	-	10	*	0.00	0.00	0.00	0.00	0.00	0.00	0.00	0.00	bye	0.00	0.00	0.00	0.00	0.00	0.00	0.00	0.00	0.00
Billy Miller	NOR	-	10	*	0.00	0.00	0.00	0.00	0.00	0.00	0.00	0.00	bye	0.00	0.00	0.00	0.00	0.00	0.00	0.00	0.00	0.00
Justin Snow	IND	-	7	*	0.00	0.00	0.00	0.00	0.00	0.00	0.00	0.00	0.00	0.00	0.00	bye	0.00	0.00	0.00	0.00	0.00	0.00
Joe Zelenka	ATL	-	8	*	0.00	0.00	0.00	0.00	0.00	0.00	0.00	0.00	0.00	0.00	bye	0.00	0.00	0.00	0.00	0.00	0.00	0.00
John Owens	OAK	-	10	*	0.00	0.00	0.00	0.00	0.00	0.00	0.00	0.00	bye	0.00	0.00	0.00	0.00	0.00	0.00	0.00	0.00	0.00
L.J. Smith	BAL	-	8	*	0.00	0.00	0.00	0.00	0.00	0.00	0.00	0.00	0.00	0.00	bye	0.00	0.00	0.00	0.00	0.00	0.00	0.00
Richard Angulo	CHI	-	8	*	0.00	0.00	0.00	0.00	0.00	0.00	0.00	0.00	0.00	0.00	bye	0.00	0.00	0.00	0.00	0.00	0.00	0.00
Sean Ryan	TEN	-	9	*	0.00	0.00	0.00	0.00	0.00	0.00	0.00	0.00	0.00	bye	0.00	0.00	0.00	0.00	0.00	0.00	0.00	0.00
Nate Lawrie	PHI	-	8	*	0.00	0.00	0.00	0.00	0.00	0.00	0.00	0.00	0.00	0.00	bye	0.00	0.00	0.00	0.00	0.00	0.00	0.00
Michael Gaines	HOU	-	7	*	0.00	0.00	0.00	0.00	0.00	0.00	0.00	0.00	0.00	0.00	0.00	bye	0.00	0.00	0.00	0.00	0.00	0.00
Sean McHugh	PIT	-	5	*	0.00	0.00	0.00	0.00	0.00	0.00	0.00	0.00	0.00	0.00	0.00	0.00	0.00	bye	0.00	0.00	0.00	0.00
John Paul Foschi	CIN	-	6	*	0.00	0.00	0.00	0.00	0.00	0.00	0.00	0.00	0.00	0.00	0.00	0.00	bye	0.00	0.00	0.00	0.00	0.00
Joe Klopfenstein	BUF	X	6	*	0.00	0.00	0.00	0.00	0.00	0.00	0.00	0.00	0.00	0.00	0.00	0.00	bye	0.00	0.00	0.00	0.00	0.00
Dominique Byrd	ARI	-	6	*	0.00	0.00	0.00	0.00	0.00	0.00	0.00	0.00	0.00	0.00	0.00	0.00	bye	0.00	0.00	0.00	0.00	0.00
Jason Pociask	DAL	-	4	*	0.00	0.00	0.00	0.00	0.00	0.00	0.00	0.00	0.00	0.00	0.00	0.00	0.00	bye	0.00	0.00	0.00	0.00
John Madsen	DET	-	7	*	0.00	0.00	0.00	0.00	0.00	0.00	0.00	0.00	0.00	0.00	0.00	bye	0.00	0.00	0.00	0.00	0.00	0.00
James Adkisson	OAK	-	10	*	0.00	0.00	0.00	0.00	0.00	0.00	0.00	0.00	bye	0.00	0.00	0.00	0.00	0.00	0.00	0.00	0.00	0.00
Brad Cieslak	CLE	-	8	*	0.00	0.00	0.00	0.00	0.00	0.00	0.00	0.00	0.00	0.00	0.00	bye	0.00	0.00	0.00	0.00	0.00	0.00
Derek Schouman	STL	X	9	*	0.00	0.00	0.00	0.00	0.00	0.00	0.00	0.00	0.00	0.00	0.00	bye	0.00	0.00	0.00	0.00	0.00	0.00
Michael Allan	SEA	-	5	*	0.00	0.00	0.00	0.00	0.00	0.00	0.00	0.00	0.00	0.00	0.00	0.00	0.00	bye	0.00	0.00	0.00	0.00
Clark Harris	CIN	-	6	*	0.00	0.00	0.00	0.00	0.00	0.00	0.00	0.00	0.00	0.00	0.00	0.00	bye	0.00	0.00	0.00	0.00	0.00
Darcy Johnson	STL	X	9	*	0.00	0.00	0.00	0.00	0.00	0.00	0.00	0.00	0.00	0.00	0.00	0.00	0.00	0.00	0.00	0.00	0.00	0.00
Daniel Coats	DEN	-	9	*	0.00	0.00	0.00	0.00	0.00	0.00	0.00	0.00	0.00	0.00	0.00	0.00	0.00	0.00	0.00	0.00	0.00	0.00
Tony Curtis	SFO	-	9	*	0.00	0.00	0.00	0.00	0.00	0.00	0.00	0.00	0.00	0.00	bye	0.00	0.00	0.00	0.00	0.00	0.00	0.00
Michael Matthews	BUF	X	6	*	0.00	0.00	0.00	0.00	0.00	0.00	0.00	0.00	0.00	0.00	0.00	0.00	bye	0.00	0.00	0.00	0.00	0.00
Greg Estandia	CLE	X	8	*	0.00	0.00	0.00	0.00	0.00	0.00	0.00	0.00	0.00	0.00	0.00	0.00	bye	0.00	0.00	0.00	0.00	0.00
Brad Cottam	KAN	X	4	*	0.00	0.00	0.00	0.00	0.00	0.00	0.00	0.00	0.00	0.00	0.00	0.00	0.00	0.00	bye	0.00	0.00	0.00
Martin Rucker	DAL	-	4	*	0.00	0.00	0.00	0.00	0.00	0.00	0.00	0.00	0.00	0.00	0.00	0.00	0.00	0.00	bye	0.00	0.00	0.00
Derek Fine	HOU	-	7	*	0.00	0.00	0.00	0.00	0.00	0.00	0.00	0.00	0.00	0.00	0.00	bye	0.00	0.00	0.00	0.00	0.00	0.00
Gary Barnidge	CAR	-	6	*	0.00	0.00	0.00	0.00	0.00	0.00	0.00	0.00	0.00	0.00	0.00	0.00	0.00	bye	0.00	0.00	0.00	0.00
Tom Santi	IND	X	7	*	0.00	0.00	0.00	0.00	0.00	0.00	0.00	0.00	0.00	0.00	0.00	bye	0.00	0.00	0.00	0.00	0.00	0.00
Keith Zinger	ATL	-	8	*	0.00	0.00	0.00	0.00	0.00	0.00	0.00	0.00	0.00	0.00	bye	0.00	0.00	0.00	0.00	0.00	0.00	0.00
Joey Haynos	MIA	-	5	*	0.00	0.00	0.00	0.00	0.00	0.00	0.00	0.00	0.00	0.00	0.00	0.00	0.00	bye	0.00	0.00	0.00	0.00
Chase Coffman	CIN	-	6	*	0.00	0.00	0.00	0.00	0.00	0.00	0.00	0.00	0.00	0.00	0.00	0.00	bye	0.00	0.00	0.00	0.00	0.00
Anthony Hill	HOU	-	7	*	0.00	0.00	0.00	0.00	0.00	0.00	0.00	0.00	0.00	0.00	0.00	bye	0.00	0.00	0.00	0.00	0.00	0.00
Davon Drew	BAL	-	8	*	0.00	0.00	0.00	0.00	0.00	0.00	0.00	0.00	0.00	0.00	bye	0.00	0.00	0.00	0.00	0.00	0.00	0.00
Cornelius Ingram	PHI	-																				



## Top Kicker Scoring

PLAYER	NFL	INJ	BYE	FA	TOTAL	AVG	16	15	14	13	12	11	10	9	8	7	6	5	4	3	2	1
Sebastian Janikowski	OAK	-	10		139.00	9.27	16.00	13.00	7.00	4.00	5.00	3.00	bye	11.00	15.00	11.00	9.00	10.00	6.00	12.00	10.00	7.00
David Akers	PHI	-	8		137.00	9.13	2.00	8.00	13.00	10.00	14.00	13.00	11.00	14.00	bye	13.00	7.00	9.00	6.00	4.00	5.00	8.00
Matt Bryant	ATL	-	8		122.00	8.13	2.00	10.00	7.00	4.00	8.00	14.00	9.00	9.00	bye	7.00	5.00	8.00	10.00	9.00	11.00	9.00
Josh Brown	STL	-	9		122.00	8.13	11.00	8.00	7.00	14.00	12.00	6.00	8.00	bye	8.00	5.00	8.00	6.00	8.00	12.00	2.00	7.00
Nick Folk	NYJ	-	7		121.00	8.07	10.00	8.00	6.00	3.00	6.00	12.00	8.00	11.00	0.00	bye	7.00	18.00	8.00	7.00	8.00	9.00
Dan Carpenter	MIA	-	5		120.00	8.00	9.00	2.00	4.00	7.00	15.00	0.00	11.00	4.00	17.00	16.00	12.00	bye	2.00	12.00	2.00	7.00
Adam Vinatieri	IND	-	7		118.00	7.87	7.00	10.00	12.00	5.00	2.00	4.00	11.00	6.00	12.00	bye	9.00	13.00	4.00	9.00	8.00	6.00
Neil Rackers	HOU	P	7	*	117.00	7.80	13.00	5.00	8.00	6.00	8.00	9.00	6.00	11.00	6.00	bye	5.00	4.00	7.00	7.00	12.00	10.00
David Buehler	DAL	-	4		116.00	7.73	9.00	15.00	10.00	12.00	10.00	5.00	9.00	1.00	5.00	9.00	3.00	10.00	bye	9.00	8.00	1.00
Billy Cundiff	BAL	-	8	*	110.00	7.33	8.00	12.00	4.00	4.00	5.00	13.00	3.00	14.00	bye	13.00	8.00	7.00	5.00	6.00	4.00	4.00
Robbie Gould	CHI	-	8		110.00	7.33	8.00	16.00	1.00	7.00	7.00	11.00	9.00	2.00	bye	2.00	8.00	12.00	3.00	8.00	9.00	7.00
Mason Crosby	GNB	-	10		110.00	7.33	9.00	9.00	3.00	10.00	5.00	7.00	bye	9.00	9.00	4.00	8.00	4.00	5.00	10.00	10.00	
Jay Feely	ARI	-	6	*	108.50	7.23	9.00	6.00	26.50	6.00	6.00	7.00	4.00	6.00	5.00	4.00	bye	12.00	5.00	6.00	1.00	5.00
Josh Scobee	JAC	-	9		104.00	6.93	5.00	6.00	8.00	5.00	8.00	6.00	7.00	bye	5.00	8.00	3.00	18.00	8.00	4.00	7.00	6.00
Rob Bironas	TEN	P	9		104.00	6.93	2.00	7.00	4.00	6.00	6.00	10.00	5.00	bye	5.00	13.00	12.00	11.00	9.00	9.00	3.00	8.00
Ryan Succop	KAN	-	4	*	99.00	6.60	10.00	10.00	0.00	4.00	6.00	7.00	5.00	8.00	7.00	6.00	7.00	9.00	bye	7.00	10.00	3.00
Jeff Reed	SFO	-	9	*	98.00	6.53	5.00	1.00	16.00	10.00	0.00	0.00	4.00	bye	4.00	11.00	4.00	0.00	2.00	8.00	13.00	10.00
Graham Gano	WAS	-	9	*	98.00	6.53	8.00	2.00	4.00	1.00	7.00	13.00	4.00	bye	7.00	5.00	6.00	10.00	5.00	10.00	9.00	7.00
Olindo Mare	SEA	P	5	*	97.00	6.47	1.00	4.00	3.00	7.00	6.00	13.00	18.00	1.00	3.00	17.00	3.00	bye	3.00	9.00	2.00	7.00
Lawrence Tynes	NYG	-	8	*	97.00	6.47	5.00	7.00	3.00	7.00	10.00	5.00	8.00	11.00	bye	12.00	0.00	10.00	5.00	5.00	2.00	7.00
Nate Kaeding	SDG	-	10		95.00	6.33	8.00	10.00	7.00	7.00	19.00	5.00	bye	0.00	0.00	0.00	5.00	9.00	11.00	4.00	8.00	2.00
Connor Barth	TAM	-	4	*	95.00	6.33	8.00	8.00	9.00	6.00	4.00	3.00	7.00	3.00	8.00	13.00	0.00	6.00	bye	7.00	8.00	5.00
Garrett Hartley	NOR	-	10		95.00	6.33	6.00	6.00	7.00	10.00	13.00	4.00	bye	10.00	8.00	5.00	7.00	0.00	0.00	6.00	11.00	2.00
Phil Dawson	CLE	-	8	*	94.00	6.27	4.00	5.00	6.00	7.00	6.00	8.00	8.00	10.00	bye	12.00	4.00	4.00	11.00	5.00	2.00	2.00
John Kasay	CAR	-	6	*	91.00	6.07	3.00	13.00	4.00	2.00	11.00	7.00	10.00	3.00	4.00	12.00	bye	7.00	2.00	1.00	1.00	11.00
Rian Lindell	BUF	-	6	*	80.00	5.33	3.00	5.00	7.00	2.00	10.00	7.00	2.00	1.00	4.00	11.00	bye	8.00	2.00	12.00	1.00	5.00
Matt Prater	DEN	X	9	*	78.00	5.20	0.00	0.00	0.00	6.00	9.00	2.00	7.00	bye	4.00	2.00	9.00	5.00	14.00	7.00	7.00	6.00
Ryan Longwell	MIN	-	4	*	74.00	4.93	6.00	2.00	3.00	8.00	5.00	3.00	7.00	9.00	4.00	6.00	6.00	2.00	bye	6.00	4.00	3.00
Shayne Graham	NWE	-	5	*	67.00	4.47	10.00	7.00	12.00	9.00	9.00	7.00	9.00	0.00	0.00	0.00	4.00	bye	0.00	0.00	0.00	0.00
Mike Nugent	CIN	X	6	*	64.00	4.27	0.00	0.00	0.00	0.00	0.00	0.00	5.00	3.00	2.00	8.00	bye	7.00	8.00	9.00	15.00	7.00
Jason Hanson	DET	X	7	*	58.00	3.87	0.00	0.00	0.00	0.00	0.00	0.00	0.00	2.00	5.00	bye	10.00	14.00	15.00	4.00	6.00	2.00
Stephen Gostkowski	NWE	X	5	*	56.00	3.73	0.00	0.00	0.00	0.00	0.00	0.00	0.00	1.00	4.00	11.00	11.00	bye	11.00	8.00	2.00	8.00
Joe Nedney	SFO	X	9	*	52.00	3.47	0.00	0.00	0.00	0.00	0.00	0.00	11.00	bye	6.00	8.00	5.00	7.00	2.00	5.00	2.00	6.00
Shaun Suisham	PIT	-	5		50.00	3.33	9.00	5.00	11.00	7.00	13.00	5.00	0.00	0.00	0.00	0.00	0.00	bye	0.00	0.00	0.00	0.00
Dave Rayner	DET	-	7	*	48.00	3.20	10.00	11.00	1.00	9.00	6.00	5.00	6.00	0.00	0.00	bye	0.00	0.00	0.00	0.00	0.00	0.00
Clint Stitser	CIN	-	6	*	28.00	1.87	4.00	13.00	1.00	10.00	0.00	0.00	0.00	0.00	0.00	0.00	bye	0.00	0.00	0.00	0.00	0.00
Steven Hauschka	DEN	-	9	*	24.00	1.60	6.00	11.00	7.00	0.00	0.00	0.00	0.00	bye	0.00	0.00	0.00	0.00	0.00	0.00	0.00	0.00
Kris Brown	DAL	-	10	*	20.00	1.33	0.00	0.00	0.00	0.00	0.00	0.00	0.00	bye	3.00	9.00	8.00	0.00	0.00	0.00	0.00	0.00
John Carney	NOR	-	10	*	18.00	1.20	0.00	0.00	0.00	0.00	0.00	0.00	bye	0.00	0.00	0.00	0.00	8.00	10.00	0.00	0.00	0.00
Aaron Pettrey	CIN	-	6	*	11.00	0.73	0.00	0.00	0.00	0.00	4.00	7.00	0.00	0.00	0.00	0.00	bye	0.00	0.00	0.00	0.00	0.00
Shane Andrus	SFO	-	9	*	9.00	0.60	0.00	0.00	0.00	0.00	9.00	0.00	0.00	bye	0.00	0.00	0.00	0.00	0.00	0.00	0.00	0.00
Michael Koenen	ATL	-	8	*	3.00	0.20	0.00	0.00	0.00	0.00	0.00	0.00	0.00	0.00	bye	0.00	0.00	3.00	0.00	0.00	0.00	0.00
Sam Koch	BAL	-	8	*	0.52	0.03	0.00	0.00	0.00	0.00	0.00	0.00	0.00	0.52	bye	0.00	0.00	0.00	0.00	0.00	0.00	0.00
Matt Stover	IND	-	7	*	0.00	0.00	0.00	0.00	0.00	0.00	0.00	0.00	0.00	0.00	0.00	bye	0.00	0.00	0.00	0.00	0.00	0.00
Craig Hentrich	TEN	-	9	*	0.00	0.00	0.00	0.00	0.00	0.00	0.00	0.00	0.00	bye	0.00	0.00	0.00	0.00	0.00	0.00	0.00	0.00
Aaron Elling	OAK	-	10	*	0.00	0.00	0.00	0.00	0.00	0.00	0.00	0.00	bye	0.00	0.00	0.00	0.00	0.00	0.00	0.00	0.00	0.00
Paul Ernster	PIT	-	5	*	0.00	0.00	0.00	0.00	0.00	0.00	0.00	0.00	0.00	0.00	0.00	0.00	bye	0.00	0.00	0.00	0.00	0.00
Nick Novak	SDG	-	10	*	0.00	0.00	0.00	0.00	0.00	0.00	0.00	0.00	bye	0.00	0.00	0.00	0.00	0.00	0.00	0.00	0.00	0.00
Tony Yelk	JAC	-	9	*	0.00	0.00	0.00	0.00	0.00	0.00	0.00	0.00	bye	0.00	0.00	0.00	0.00	0.00	0.00	0.00	0.00	0.00
Justin Medlock	DET	-	7	*	0.00	0.00	0.00	0.00	0.00	0.00	0.00	0.00	0.00	0.00	0.00	bye	0.00	0.00	0.00	0.00	0.00	0.00
Brandon Coutu	SEA	-	5	*	0.00	0.00	0.00	0.00	0.00	0.00	0.00	0.00	0.00	0.00	0.00	0.00	bye	0.00	0.00	0.00	0.00	0.00
Sam Swank	NYG	-	8	*	0.00	0.00	0.00	0.00	0.00	0.00	0.00	0.00	0.00	0.00	bye	0.00	0.00	0.00	0.00	0.00	0.00	0.00
Rhys Lloyd	CAR	-	6	*	0.00	0.00	0.00	0.00	0.00	0.00	0.00	0.00	0.00	0.00	0.00	bye	0.00	0.00	0.00	0.00	0.00	0.00
Ricky Schmitt	TEN	-	9	*	0.00	0.00	0.00	0.00	0.00	0.00	0.00	0.00	0.00	bye	0.00	0.00	0.00	0.00	0.00	0.00	0.00	0.00
Connor Hughes	DAL	-	4	*	0.00	0.00	0.00	0.00	0.00	0.00	0.00	0.00	0.00	0.00	0.00	0.00	0.00	0.00	bye	0.00	0.00	0.00
Brett Swenson	IND	X	7	*	0.00	0.00	0.00	0.00	0.00	0.00	0.00	0.00	0.00	0.00	0.00	bye	0.00	0.00	0.00	0.00	0.00	0.00
Garrett Lindholm	ATL	-	8	*	0.00	0.00	0.00	0.00	0.00	0.00	0.00	0.00	0.00	0.00	bye	0.00	0.00	0.00	0.00	0.00	0.00	0.00
Hunter Lawrence	TAM	-	4	*	0.00	0.00	0.00	0.00	0.00	0.00	0.00	0.00	0.00	0.00	0.00	0.00	0.00	0.00	bye	0.00	0.00	0.00
Todd Carter	CAR	-	6	*	0.00	0.00	0.00	0.00	0.00	0.00	0.00	0.00	0.00	0.00	0.00	0.00	bye	0.00	0.00	0.00	0.00	0.00



# Harger Fantasy Football League

## Top Defense / Sp Teams Scoring

PLAYER	NFL	INJ	BYE	FA	TOTAL	AVG	16	15	14	13	12	11	10	9	8	7	6	5	4	3	2	1
New England Patriots	NWE	-	5		132.00	8.80	17.00	13.00	15.00	11.00	4.00	3.00	12.00	1.00	2.00	6.00	3.00	bye	24.00	3.00	3.00	15.00
Arizona Cardinals	ARI	-	6		121.00	8.07	20.00	3.00	13.00	3.00	2.00	0.00	3.00	18.00	10.00	6.00	bye	17.00	8.00	10.00	2.00	6.00
Green Bay Packers	GNB	-	10		121.00	8.07	7.00	3.00	7.00	5.00	2.00	10.00	bye	23.00	15.00	10.00	1.00	6.00	12.00	4.00	9.00	7.00
Pittsburgh Steelers	PIT	-	5		118.00	7.87	13.00	1.00	21.00	5.00	4.00	16.00	0.00	6.00	4.00	3.00	9.00	bye	3.00	12.00	17.00	4.00
Oakland Raiders	OAK	-	10		107.00	7.13	8.00	5.00	3.00	6.00	10.00	3.00	bye	11.00	16.00	13.00	2.00	18.00	0.00	5.00	4.00	3.00
Detroit Lions	DET	-	7	*	106.00	7.07	11.00	3.00	14.00	5.00	1.00	5.00	2.00	3.00	15.00	bye	3.00	20.00	6.00	5.00	5.00	8.00
Chicago Bears	CHI	-	8		103.00	6.87	2.00	15.00	3.00	2.00	5.00	17.00	5.00	4.00	bye	11.00	6.00	12.00	5.00	8.00	3.00	5.00
New York Giants	NYG	-	8		100.00	6.67	3.00	6.00	12.00	13.00	6.00	5.00	2.00	6.00	bye	5.00	5.00	5.00	20.00	1.00	2.00	9.00
San Diego Chargers	SDG	-	10		97.00	6.47	1.00	10.00	14.00	2.00	18.00	6.00	bye	3.00	0.00	4.00	3.00	3.00	18.00	6.00	8.00	1.00
Seattle Seahawks	SEA	-	5		97.00	6.47	2.00	2.00	8.00	10.00	7.00	2.00	7.00	1.00	2.00	7.00	8.00	bye	5.00	21.00	1.00	14.00
Philadelphia Eagles	PHI	-	8		95.00	6.33	3.00	10.00	3.00	4.00	4.00	5.00	11.00	5.00	bye	6.00	5.00	13.00	2.00	15.00	4.00	5.00
Dallas Cowboys	DAL	-	4		92.00	6.13	1.00	8.00	4.00	16.00	4.00	11.00	9.00	1.00	4.00	12.00	4.00	3.00	bye	7.00	7.00	1.00
New York Jets	NYJ	-	7		90.00	6.00	9.00	11.00	8.00	3.00	14.00	2.00	5.00	2.00	3.00	bye	3.00	13.00	5.00	3.00	4.00	5.00
Tennessee Titans	TEN	-	9	*	90.00	6.00	3.00	5.00	1.00	1.00	2.00	10.00	2.00	bye	2.00	11.00	13.00	9.00	13.00	7.00	5.00	6.00
Kansas City Chiefs	KAN	-	4	*	85.00	5.67	11.00	5.00	4.00	9.00	5.00	2.00	0.00	7.00	4.00	10.00	2.00	2.00	bye	6.00	9.00	9.00
Tampa Bay Buccaneers	TAM	-	4	*	85.00	5.67	3.00	0.00	3.00	2.00	5.00	18.00	3.00	6.00	17.00	2.00	1.00	10.00	bye	2.00	10.00	3.00
Atlanta Falcons	ATL	-	8		84.00	5.60	9.00	11.00	7.00	8.00	2.00	1.00	4.00	3.00	bye	4.00	2.00	12.00	4.00	5.00	8.00	4.00
St. Louis Rams	STL	-	9	*	81.00	5.40	8.00	4.00	4.00	10.00	5.00	0.00	5.00	bye	7.00	3.00	8.00	1.00	13.00	3.00	4.00	6.00
Indianapolis Colts	IND	-	7	*	80.00	5.33	3.00	9.00	2.00	8.00	2.00	1.00	14.00	3.00	11.00	bye	5.00	3.00	0.00	3.00	13.00	3.00
New Orleans Saints	NOR	-	10		79.00	5.27	3.00	3.00	12.00	3.00	4.00	2.00	bye	19.00	5.00	1.00	6.00	5.00	4.00	3.00	6.00	3.00
San Francisco 49ers	SFO	-	9	*	79.00	5.27	8.00	1.00	12.00	4.00	7.00	2.00	3.00	bye	6.00	10.00	5.00	5.00	11.00	1.00	2.00	2.00
Washington Redskins	WAS	-	9	*	76.00	5.07	6.00	2.00	3.00	1.00	2.00	3.00	1.00	bye	9.00	16.00	4.00	6.00	3.00	3.00	6.00	11.00
Baltimore Ravens	BAL	-	8		74.00	4.93	4.00	4.00	16.00	4.00	0.00	17.00	2.00	5.00	bye	5.00	5.00	2.00	3.00	2.00	1.00	4.00
Cleveland Browns	CLE	-	8	*	73.00	4.87	2.00	0.00	3.00	4.00	4.00	16.00	3.00	4.00	bye	19.00	1.00	3.00	6.00	0.00	3.00	5.00
Buffalo Bills	BUF	-	6	*	69.00	4.60	1.00	5.00	8.00	11.00	6.00	11.00	2.00	2.00	3.00	4.00	bye	5.00	0.00	8.00	0.00	3.00
Miami Dolphins	MIA	-	5	*	69.00	4.60	2.00	3.00	12.00	2.00	4.00	4.00	5.00	4.00	1.00	5.00	6.00	bye	3.00	0.00	13.00	5.00
Minnesota Vikings	MIN	-	4	*	65.00	4.33	15.00	2.00	3.00	6.00	5.00	3.00	4.00	6.00	0.00	2.00	8.00	2.00	bye	4.00	4.00	1.00
Carolina Panthers	CAR	-	6	*	64.00	4.27	5.00	5.00	4.00	5.00	11.00	5.00	3.00	2.00	2.00	3.00	bye	7.00	4.00	3.00	0.00	5.00
Cincinnati Bengals	CIN	-	6		62.00	4.13	3.00	4.00	4.00	3.00	3.00	9.00	2.00	3.00	2.00	8.00	bye	6.00	2.00	8.00	5.00	0.00
Jacksonville Jaguars	JAC	-	9	*	54.00	3.60	2.00	7.00	5.00	7.00	0.00	7.00	1.00	bye	6.00	1.00	0.00	3.00	3.00	3.00	4.00	5.00
Houston Texans	HOU	-	7	*	54.00	3.60	2.00	4.00	5.00	2.00	14.00	5.00	2.00	3.00	1.00	bye	1.00	2.00	7.00	0.00	3.00	3.00
Denver Broncos	DEN	-	9	*	41.00	2.73	1.00	3.00	1.00	3.00	2.00	2.00	11.00	bye	0.00	2.00	5.00	1.00	4.00	0.00	5.00	1.00

# HARGER FANTASY FOOTBALL LEAGUE 2010

## Week 15 – Head to Head



**Doomsday II**  
Owner: Tom Harger



**The Mighty Warriors**  
Owner: Mark Harger

VS

<b>18.56</b>	<u>Matt Ryan</u>	ATL	QB	ATL 34 SEA 18	<b>FINAL</b>
	20-35, 174 yds passing (3 TDs), 1 INTs 6 carries, 6 yds rushing				
<b>6.80</b>	<u>Maurice Jones-Drew</u>	JAC	RB	JAC 24 IND 34	<b>FINAL</b>
	15 carries, 46 yds rushing 2 catches, 22 yds receiving				
<b>14.80</b>	<u>Darren McFadden</u>	OAK	RB	DEN 23 OAK 39	<b>FINAL</b>
	20 carries, 119 yds rushing, 1 fumble(s) 4 catches, 39 yds receiving				
<b>8.90</b>	<u>Greg Jennings</u>	GNB	WR	GNB 27 NWE 31	<b>FINAL</b>
	1 carry, -1 yds rushing 4 catches, 30 yds receiving (1 TDs)				
<b>2.60</b>	<u>Tony Gonzalez</u>	ATL	TE	ATL 34 SEA 18	<b>FINAL</b>
	4 catches, 26 yds receiving				
<b>0.40</b>	<u>Vernon Davis</u>	SFO	TE	SFO 7 SDG 34	<b>FINAL</b>
	1 catch, 4 yds receiving				
<b>10.00</b>	<u>Adam Vinatieri</u>	IND	K	JAC 24 IND 34	<b>FINAL</b>
	2 FGs (34,37), 4 PATs				
<b>11.00</b>	<u>Atlanta Falcons</u>	ATL	D/ST	ATL 34 SEA 18	<b>FINAL</b>
	1 TD, 42 tackles, 11 assists, 7 passes defensed, 2.0 sacks, 2 INT, 1 FF, 1 FR				
<b>73.06</b>					

<b>39.68</b>	<u>Michael Vick</u>	PHI	QB	PHI 38 NYG 31	<b>FINAL</b>
	21-35, 242 yds passing (3 TDs), 1 INTs 10 carries, 130 yds rushing (1 TDs)				
<b>6.10</b>	<u>Arian Foster</u>	HOU	RB	HOU 17 TEN 31	<b>FINAL</b>
	11 carries, 15 yds rushing 6 catches, 46 yds receiving				
<b>15.20</b>	<u>Calvin Johnson</u>	DET	WR	DET 23 TAM 20	<b>FINAL</b>
	10 catches, 152 yds receiving				
<b>4.40</b>	<u>Pierre Garcon</u>	IND	WR	JAC 24 IND 34	<b>FINAL</b>
	5 catches, 44 yds receiving				
<b>12.30</b>	<u>Hakeem Nicks</u>	NYG	WR	PHI 38 NYG 31	<b>FINAL</b>
	6 catches, 63 yds receiving (1 TDs), 1 tackle				
<b>12.80</b>	<u>Kenny Britt</u>	TEN	WR	HOU 17 TEN 31	<b>FINAL</b>
	6 catches, 128 yds receiving				
<b>2.00</b>	<u>Dan Carpenter</u>	MIA	K	BUF 17 MIA 14	<b>FINAL</b>
	4 missed FGs (48,61,53,48), 2 PATs				
<b>13.00</b>	<u>New England Patriots</u>	NWE	D/ST	GNB 27 NWE 31	<b>FINAL</b>
	1 TD, 69 tackles, 20 assists, 3 passes defensed, 5.0 sacks, 1 INT, 1 FF, 1 FR				
<b>105.48</b>					

### SCORING:

Matt Ryan 3 yd TD pass to Jason Snelling (4.00 pts)  
 Matt Ryan 24 yd TD pass to Michael Jenkins (4.00 pts)  
 Matt Ryan 5 yd TD pass to Roddy White (4.00 pts)  
 Greg Jennings 1 yd TD pass from Matt Flynn (6.00 pts)  
 Adam Vinatieri PAT (1.00 pts)  
 Adam Vinatieri PAT (1.00 pts)  
 Adam Vinatieri PAT (1.00 pts)  
 Adam Vinatieri 34 yd FG (3.00 pts)  
 Adam Vinatieri 37 yd FG (3.00 pts)  
 Adam Vinatieri PAT (1.00 pts)  
 Atlanta Falcons 0 yd fumble return TD (6.00 pts)

### GAME TOTAL BONUSES:

Matt Ryan 174 yards passing (6.96 pts)

### SCORING:

Michael Vick 8 yd TD pass to Jeremy Maclin (4.00 pts)  
 Michael Vick 65 yd TD pass to Brent Celek (4.00 pts)  
 Michael Vick 4 yd rushing TD (6.00 pts)  
 Michael Vick 13 yd TD pass to Jeremy Maclin (4.00 pts)  
 Hakeem Nicks 8 yd TD pass from Eli Manning (6.00 pts)  
 Dan Carpenter PAT (1.00 pts)  
 Dan Carpenter PAT (1.00 pts)  
 New England Patriots 36 yd interception return TD (6.00 pts)

### GAME TOTAL BONUSES:

Michael Vick 242 yards passing (9.68 pts)

## HARGER FANTASY FOOTBALL LEAGUE 2010

### Week 15 – Head to Head

Matt Ryan 6 combined rushing and receiving yds (0.60 pts)  
Maurice Jones-Drew 68 combined rushing and receiving yds  
(6.80 pts)  
Darren McFadden 158 combined rushing and receiving yds  
(15.80 pts)  
Greg Jennings 29 combined rushing and receiving yds (2.90  
pts)  
Tony Gonzalez 26 combined rushing and receiving yds (2.60  
pts)  
Vernon Davis 4 combined rushing and receiving yds (0.40 pts)  
Atlanta Falcons 2.0 sacks (2.00 pts)  
Atlanta Falcons 2 interceptions (2.00 pts)  
Atlanta Falcons 1 fumble recovered (1.00 pts)

#### DEDUCTIONS:

Matt Ryan 1 interception (-1.00 pts)  
Darren McFadden 1 fumble lost (-1.00 pts)

#### BENCH:

14.30 Mark Sanchez, QB  
14.40 Michael Bush, RB  
5.60 Ryan Mathews, RB  
6.00 Danny Amendola, WR  
13.80 Johnny Knox, WR  
3.40 Jacob Tamme, TE  
4.00 Baltimore Ravens, D/ST  
0.00 Tampa Bay Buccaneers, D/ST

Michael Vick 130 combined rushing and receiving yds (13.00  
pts)  
Arian Foster 61 combined rushing and receiving yds (6.10 pts)  
Calvin Johnson 152 combined rushing and receiving yds  
(15.20 pts)  
Pierre Garcon 44 combined rushing and receiving yds (4.40  
pts)  
Hakeem Nicks 63 combined rushing and receiving yds (6.30  
pts)  
Kenny Britt 128 combined rushing and receiving yds (12.80  
pts)  
New England Patriots 5.0 sacks (5.00 pts)  
New England Patriots 1 interception (1.00 pts)  
New England Patriots 1 fumble recovered (1.00 pts)

#### DEDUCTIONS:

Michael Vick 1 interception (-1.00 pts)

#### BENCH:

19.56 David Garrard, QB  
5.30 Ricky Williams, RB  
0.00 Adrian Peterson, RB  
3.60 Fred Jackson, RB  
2.30 Sidney Rice, WR  
0.00 Antonio Gates, TE  
10.00 Nate Kaeding, K  
10.00 San Diego Chargers, D/ST



# HARGER FANTASY FOOTBALL LEAGUE 2010

## Week 15 – Head to Head



### The Columbus Knights

Owner: Jamie Johnston

VS



### The Feds

Owner: Paul Harger

<b>26.56</b>	<u>Eli Manning</u>	NYG	QB	PHI 38 NYG 31	<b>FINAL</b>
	23-39, 289 yds passing (4 TDs), 1 INTs				
<b>21.00</b>	<u>Cedric Benson</u>	CIN	RB	CLE 17 CIN 19	<b>FINAL</b>
	31 carries, 150 yds rushing (1 TDs)				
<b>21.30</b>	<u>Jamaal Charles</u>	KAN	RB	KAN 27 STL 13	<b>FINAL</b>
	11 carries, 126 yds rushing (1 TDs) 3 catches, 27 yds receiving				
<b>13.90</b>	<u>Brandon Lloyd</u>	DEN	WR	DEN 23 OAK 39	<b>FINAL</b>
	4 catches, 79 yds receiving (1 TDs)				
<b>4.00</b>	<u>Santonio Holmes</u>	NYJ	WR	NYJ 22 PIT 17	<b>FINAL</b>
	6 catches, 40 yds receiving				
<b>6.30</b>	<u>Mercedes Lewis</u>	JAC	TE	JAC 24 IND 34	<b>FINAL</b>
	6 catches, 63 yds receiving				
<b>8.00</b>	<u>David Akers</u>	PHI	K	PHI 38 NYG 31	<b>FINAL</b>
	1 FG (34), 5 PATs				
<b>8.00</b>	<u>Dallas Cowboys</u>	DAL	D/ST	WAS 30 DAL 33	<b>FINAL</b>
	40 tackles, 13 assists, 4 passes defended, 5.0 sacks, 2 INT, 1 FF, 1 FR				
<b>109.06</b>					

### SCORING:

Eli Manning 35 yd TD pass to Mario Manningham (4.00 pts)  
 Eli Manning 33 yd TD pass to Mario Manningham (4.00 pts)  
 Eli Manning 8 yd TD pass to Hakeem Nicks (4.00 pts)  
 Eli Manning 8 yd TD pass to Kevin Boss (4.00 pts)  
 Cedric Benson 18 yd rushing TD (6.00 pts)  
 Jamaal Charles 2 yd rushing TD (6.00 pts)  
 Brandon Lloyd 33 yd TD pass from Tim Tebow (6.00 pts)  
 David Akers 34 yd FG (3.00 pts)  
 David Akers PAT (1.00 pts)  
 David Akers PAT (1.00 pts)  
 David Akers PAT (1.00 pts)  
 David Akers PAT (1.00 pts)  
 David Akers PAT (1.00 pts)

### GAME TOTAL BONUSES:

Eli Manning 289 yards passing (11.56 pts)  
 Cedric Benson 150 combined rushing and receiving yds (15.00)

<b>16.94</b>	<u>Josh Freeman</u>	TAM	QB	DET 23 TAM 20	<b>FINAL</b>
	21-32, 251 yds passing (1 TDs) 5 carries, 29 yds rushing				
<b>16.40</b>	<u>Steven Jackson</u>	STL	RB	KAN 27 STL 13	<b>FINAL</b>
	19 carries, 67 yds rushing (1 TDs) 5 catches, 37 yds receiving				
<b>35.30</b>	<u>Ray Rice</u>	BAL	RB	NOR 24 BAL 30	<b>FINAL</b>
	31 carries, 153 yds rushing (1 TDs) 5 catches, 80 yds receiving (1 TDs)				
<b>8.10</b>	<u>Marques Colston</u>	NOR	WR	NOR 24 BAL 30	<b>FINAL</b>
	6 catches, 81 yds receiving				
<b>5.30</b>	<u>Dwayne Bowe</u>	KAN	WR	KAN 27 STL 13	<b>FINAL</b>
	2 catches, 53 yds receiving				
<b>10.20</b>	<u>DeSean Jackson</u>	PHI	WR	PHI 38 NYG 31	<b>FINAL</b>
	1 fumble(s) 3 catches, 52 yds receiving 1 TD				
<b>10.00</b>	<u>Matt Bryant</u>	ATL	K	ATL 34 SEA 18	<b>FINAL</b>
	2 FGs (27,25), 4 PATs				
<b>10.00</b>	<u>Philadelphia Eagles</u>	PHI	D/ST	PHI 38 NYG 31	<b>FINAL</b>
	1 TD, 62 tackles, 24 assists, 9 passes defended, 2.0 sacks, 1 INT, 1 FF, 1 FR				
<b>112.24</b>					

### SCORING:

Josh Freeman 24 yd TD pass to Mike Williams (4.00 pts)  
 Steven Jackson 5 yd rushing TD (6.00 pts)  
 Ray Rice 10 yd rushing TD (6.00 pts)  
 Ray Rice 17 yd TD pass from Joe Flacco (6.00 pts)  
 DeSean Jackson 65 yd punt return TD (6.00 pts)  
 Matt Bryant PAT (1.00 pts)  
 Matt Bryant 27 yd FG (3.00 pts)  
 Matt Bryant PAT (1.00 pts)  
 Matt Bryant PAT (1.00 pts)  
 Matt Bryant 25 yd FG (3.00 pts)  
 Matt Bryant PAT (1.00 pts)  
 Philadelphia Eagles 65 yd punt return TD (6.00 pts)

### GAME TOTAL BONUSES:

Josh Freeman 251 yards passing (10.04 pts)  
 Josh Freeman 29 combined rushing and receiving yds (2.90 pts)

# HARGER FANTASY FOOTBALL LEAGUE 2010

## Week 15 – Head to Head

pts)	Steven Jackson 104 combined rushing and receiving yds (10.40 pts)
Jamaal Charles 153 combined rushing and receiving yds (15.30 pts)	Ray Rice 233 combined rushing and receiving yds (23.30 pts)
Brandon Lloyd 79 combined rushing and receiving yds (7.90 pts)	Marques Colston 81 combined rushing and receiving yds (8.10 pts)
Santonio Holmes 40 combined rushing and receiving yds (4.00 pts)	Dwayne Bowe 53 combined rushing and receiving yds (5.30 pts)
Mercedes Lewis 63 combined rushing and receiving yds (6.30 pts)	DeSean Jackson 52 combined rushing and receiving yds (5.20 pts)
Dallas Cowboys 5.0 sacks (5.00 pts)	Philadelphia Eagles 2.0 sacks (2.00 pts)
Dallas Cowboys 2 interceptions (2.00 pts)	Philadelphia Eagles 1 interception (1.00 pts)
Dallas Cowboys 1 fumble recovered (1.00 pts)	Philadelphia Eagles 1 fumble recovered (1.00 pts)
<b>DEDUCTIONS:</b>	<b>DEDUCTIONS:</b>
Eli Manning 1 interception (-1.00 pts)	DeSean Jackson 1 fumble lost (-1.00 pts)
<b>BENCH:</b>	<b>BENCH:</b>
0.00 Aaron Rodgers, QB	15.08 Joe Flacco, QB
0.00 Joseph Addai, RB	10.20 Brandon Jackson, RB
0.00 Randy Moss, WR	8.50 Toby Gerhart, RB
0.00 Roy Williams, WR	0.00 Terrell Owens, WR
29.20 Vincent Jackson, WR	3.40 Hines Ward, WR
13.10 Percy Harvin, WR	1.70 Michael Crabtree, WR
9.00 Mason Crosby, K	15.60 Mike Williams, WR
11.00 New York Jets, D/ST	2.00 Graham Gano, K

# HARGER FANTASY FOOTBALL LEAGUE 2010

## Week 15 – Head to Head



**Roughriders**  
Owner: Bryan Ferryman



**The General**  
Owner: Matthew Harger

VS

<b>21.68</b>	<u>Drew Brees</u>	NOR	QB	NOR 24 BAL 30	<b>FINAL</b>
	29-46, 267 yds passing (3 TDs), 1 INTs				
<b>2.80</b>	<u>Tim Hightower</u>	ARI	RB	ARI 12 CAR 19	<b>FINAL</b>
	6 carries, 16 yds rushing 3 catches, 12 yds receiving				
<b>10.60</b>	<u>Mike Tolbert</u>	SDG	RB	SFO 7 SDG 34	<b>FINAL</b>
	17 carries, 46 yds rushing (1 TDs)				
<b>3.30</b>	<u>Deion Branch</u>	NWE	WR	GNB 27 NWE 31	<b>FINAL</b>
	2 catches, 33 yds receiving				
<b>0.20</b>	<u>Anquan Boldin</u>	BAL	WR	NOR 24 BAL 30	<b>FINAL</b>
	1 catch, 2 yds receiving				
<b>22.00</b>	<u>Jason Witten</u>	DAL	TE	WAS 30 DAL 33	<b>FINAL</b>
	10 catches, 140 yds receiving (1 TDs)				
<b>6.00</b>	<u>Garrett Hartley</u>	NOR	K	NOR 24 BAL 30	<b>FINAL</b>
	1 FG (47), 3 PATs				
<b>3.00</b>	<u>New Orleans Saints</u>	NOR	D/ST	NOR 24 BAL 30	<b>FINAL</b>
	54 tackles, 18 assists, 3 passes defended, 3.0 sacks				
<b>69.58</b>					

### SCORING:

Drew Brees 18 yd TD pass to Jimmy Graham (4.00 pts)  
 Drew Brees 1 yd TD pass to Jimmy Graham (4.00 pts)  
 Drew Brees 15 yd TD pass to Lance Moore (4.00 pts)  
 Mike Tolbert 1 yd rushing TD (6.00 pts)  
 Jason Witten 14 yd TD pass from Jon Kitna (8.00 pts)  
 Garrett Hartley PAT (1.00 pts)  
 Garrett Hartley PAT (1.00 pts)  
 Garrett Hartley 47 yd FG (3.00 pts)  
 Garrett Hartley PAT (1.00 pts)

### GAME TOTAL BONUSES:

Drew Brees 267 yards passing (10.68 pts)  
 Tim Hightower 28 combined rushing and receiving yds (2.80 pts)  
 Mike Tolbert 46 combined rushing and receiving yds (4.60 pts)  
 Deion Branch 33 combined rushing and receiving yds (3.30 pts)  
 Anquan Boldin 2 combined rushing and receiving yds (0.20 pts)

<b>14.52</b>	<u>Tom Brady</u>	NWE	QB	GNB 27 NWE 31	<b>FINAL</b>
	15-24, 163 yds passing (2 TDs)				
<b>12.90</b>	<u>Jonathan Stewart</u>	CAR	RB	ARI 12 CAR 19	<b>FINAL</b>
	27 carries, 137 yds rushing, 1 fumble(s) 1 catch, 2 yds receiving				
<b>11.70</b>	<u>Felix Jones</u>	DAL	RB	WAS 30 DAL 33	<b>FINAL</b>
	12 carries, 70 yds rushing 2 catches, 47 yds receiving				
<b>3.40</b>	<u>Reggie Wayne</u>	IND	WR	JAC 24 IND 34	<b>FINAL</b>
	5 catches, 34 yds receiving				
<b>12.50</b>	<u>Larry Fitzgerald</u>	ARI	WR	ARI 12 CAR 19	<b>FINAL</b>
	9 catches, 125 yds receiving				
<b>2.50</b>	<u>Rob Gronkowski</u>	NWE	TE	GNB 27 NWE 31	<b>FINAL</b>
	1 catch, 25 yds receiving				
<b>8.00</b>	<u>Nick Folk</u>	NYJ	K	NYJ 22 PIT 17	<b>FINAL</b>
	2 FGs (25,34), 2 PATs				
<b>1.00</b>	<u>Pittsburgh Steelers</u>	PIT	D/ST	NYJ 22 PIT 17	<b>FINAL</b>
	46 tackles, 23 assists, 3 passes defended, 1.0 sack				
<b>66.52</b>					

### SCORING:

Tom Brady 2 yd TD pass to Aaron Hernandez (4.00 pts)  
 Tom Brady 10 yd TD pass to Aaron Hernandez (4.00 pts)  
 Nick Folk PAT (1.00 pts)  
 Nick Folk 25 yd FG (3.00 pts)  
 Nick Folk PAT (1.00 pts)  
 Nick Folk 34 yd FG (3.00 pts)

### GAME TOTAL BONUSES:

Tom Brady 163 yards passing (6.52 pts)  
 Jonathan Stewart 139 combined rushing and receiving yds (13.90 pts)  
 Felix Jones 117 combined rushing and receiving yds (11.70 pts)  
 Reggie Wayne 34 combined rushing and receiving yds (3.40 pts)  
 Larry Fitzgerald 125 combined rushing and receiving yds (12.50 pts)  
 Rob Gronkowski 25 combined rushing and receiving yds (2.50 pts)

## HARGER FANTASY FOOTBALL LEAGUE 2010

### Week 15 – Head to Head

pts)

Jason Witten 140 combined rushing and receiving yds (14.00

pts)

New Orleans Saints 3.0 sacks (3.00 pts)

#### **DEDUCTIONS:**

Drew Brees 1 interception (-1.00 pts)

#### **BENCH:**

5.44 Sam Bradford, QB

4.80 Mike Goodson, RB

1.20 Jahvid Best, RB

11.30 Nate Burleson, WR

3.70 Earl Bennett, WR

22.30 Mario Manningham, WR

7.80 Davone Bess, WR

17.80 Jacoby Ford, WR

pts)

Pittsburgh Steelers 1.0 sack (1.00 pts)

#### **DEDUCTIONS:**

Jonathan Stewart 1 fumble lost (-1.00 pts)

#### **BENCH:**

0.00 Donovan McNabb, QB

9.00 Brian Westbrook, RB

6.40 Carnell Williams, RB

7.10 Danny Woodhead, RB

19.30 Donald Brown, RB

2.20 Steve Smith, WR

8.00 Nate Washington, WR


0.00 Danario Alexander, WR

# HARGER FANTASY FOOTBALL LEAGUE 2010

## Week 15 – Head to Head



**Big Sexy**  
Owner: Robin Lucas



**JJJammin-On-The-One**  
Owner: A.J. Harger

VS

<b>17.16</b>	<u>Peyton Manning</u>	IND	QB	JAC 24 IND 34	<b>FINAL</b>
	29-39, 229 yds passing (2 TDs)				
<b>3.40</b>	<u>Brandon Jacobs</u>	NYG	RB	PHI 38 NYG 31	<b>FINAL</b>
	12 carries, 34 yds rushing				
<b>7.70</b>	<u>LeSean McCoy</u>	PHI	RB	PHI 38 NYG 31	<b>FINAL</b>
	10 carries, 64 yds rushing 4 catches, 13 yds receiving				
<b>15.60</b>	<u>Brandon Marshall</u>	MIA	WR	BUF 17 MIA 14	<b>FINAL</b>
	1 fumble(s) 11 catches, 106 yds receiving (1 TDs)				
<b>16.20</b>	<u>Mike Sims-Walker</u>	JAC	WR	JAC 24 IND 34	<b>FINAL</b>
	4 catches, 42 yds receiving (2 TDs)				
<b>11.00</b>	<u>Mike Wallace</u>	PIT	WR	NYJ 22 PIT 17	<b>FINAL</b>
	1 carry, 8 yds rushing 7 catches, 102 yds receiving				
<b>5.00</b>	<u>Shaun Suisham</u>	PIT	K	NYJ 22 PIT 17	<b>FINAL</b>
	1 FG (42), 2 PATs1 assist				
<b>4.00</b>	<u>Cincinnati Bengals</u>	CIN	D/ST	CLE 17 CIN 19	<b>FINAL</b>
	30 tackles, 25 assists, 3 passes defensed, 4.0 sacks, 1 FF				
<b>80.06</b>					

<b>21.30</b>	<u>Jon Kitna</u>	DAL	QB	WAS 30 DAL 33	<b>FINAL</b>
	25-37, 305 yds passing (2 TDs) 4 carries, 11 yds rushing				
<b>8.20</b>	<u>Michael Turner</u>	ATL	RB	ATL 34 SEA 18	<b>FINAL</b>
	25 carries, 82 yds rushing				
<b>16.10</b>	<u>Ryan Torain</u>	WAS	RB	WAS 30 DAL 33	<b>FINAL</b>
	11 carries, 53 yds rushing 5 catches, 48 yds receiving (1 TDs), 1 tackle				
<b>12.50</b>	<u>Roddy White</u>	ATL	WR	ATL 34 SEA 18	<b>FINAL</b>
	7 catches, 65 yds receiving (1 TDs)				
<b>12.90</b>	<u>Steve Johnson</u>	BUF	WR	BUF 17 MIA 14	<b>FINAL</b>
	6 catches, 69 yds receiving (1 TDs)				
<b>3.40</b>	<u>Arrelious Benn</u>	TAM	WR	DET 23 TAM 20	<b>FINAL</b>
	3 catches, 34 yds receiving, 2 tackles				
<b>15.00</b>	<u>David Buehler</u>	DAL	K	WAS 30 DAL 33	<b>FINAL</b>
	4 FGs (42,20,20,39), 1 missed FG (35), 3 PATs1 assist				
<b>5.00</b>	<u>Oakland Raiders</u>	OAK	D/ST	DEN 23 OAK 39	<b>FINAL</b>
	44 tackles, 12 assists, 1 pass defensed, 2.0 sacks, 1 FF, 1 FR				
<b>94.40</b>					

### SCORING:

Peyton Manning 7 yd TD pass to Austin Collie (4.00 pts)  
 Peyton Manning 27 yd TD pass to Austin Collie (4.00 pts)  
 Brandon Marshall 9 yd TD pass from Chad Henne (6.00 pts)  
 Mike Sims-Walker 6 yd TD pass from David Garrard (6.00 pts)  
 Mike Sims-Walker 1 yd TD pass from David Garrard (6.00 pts)  
 Shaun Suisham PAT (1.00 pts)  
 Shaun Suisham 42 yd FG (3.00 pts)  
 Shaun Suisham PAT (1.00 pts)

### GAME TOTAL BONUSES:

Peyton Manning 229 yards passing (9.16 pts)  
 Brandon Jacobs 34 combined rushing and receiving yds (3.40 pts)  
 LeSean McCoy 77 combined rushing and receiving yds (7.70 pts)

### SCORING:

Jon Kitna 3 yd TD pass to Miles Austin (4.00 pts)  
 Jon Kitna 14 yd TD pass to Jason Witten (4.00 pts)  
 Ryan Torain 19 yd TD pass from Rex Grossman (6.00 pts)  
 Roddy White 5 yd TD pass from Matt Ryan (6.00 pts)  
 Stevie Johnson 15 yd TD pass from Ryan Fitzpatrick (6.00 pts)  
 David Buehler 42 yd FG (3.00 pts)  
 David Buehler PAT (1.00 pts)  
 David Buehler 20 yd FG (3.00 pts)  
 David Buehler PAT (1.00 pts)  
 David Buehler PAT (1.00 pts)  
 David Buehler 20 yd FG (3.00 pts)  
 David Buehler 39 yd FG (3.00 pts)  
 Oakland Raiders safety (2.00 pts)

### GAME TOTAL BONUSES:

Jon Kitna 305 yards passing (12.20 pts)  
 Jon Kitna 11 combined rushing and receiving yds (1.10 pts)  
 Michael Turner 82 combined rushing and receiving yds (8.20 pts)

## HARGER FANTASY FOOTBALL LEAGUE 2010

### Week 15 – Head to Head

pts)

Brandon Marshall 106 combined rushing and receiving yds  
(10.60 pts)

Mike Sims-Walker 42 combined rushing and receiving yds  
(4.20 pts)

Mike Wallace 110 combined rushing and receiving yds (11.00  
pts)

Cincinnati Bengals 4.0 sacks (4.00 pts)

#### **DEDUCTIONS:**

Brandon Marshall 1 fumble lost (-1.00 pts)

#### **BENCH:**

14.04 Chad Henne, QB

13.80 Thomas Jones, RB

3.70 C.J. Spiller, RB

8.60 Lance Moore, WR

0.00 Legedu Naanee, WR

16.90 Jeremy Maclin, WR

8.00 Josh Brown, K

3.00 Green Bay Packers, D/ST

Ryan Torain 101 combined rushing and receiving yds (10.10  
pts)

Roddy White 65 combined rushing and receiving yds (6.50 pts)

Steve Johnson 69 combined rushing and receiving yds (6.90  
pts)

Arrelious Benn 34 combined rushing and receiving yds (3.40  
pts)

Oakland Raiders 2.0 sacks (2.00 pts)

Oakland Raiders 1 fumble recovered (1.00 pts)

#### **DEDUCTIONS:**

None.

#### **BENCH:**

12.06 Matt Cassel, QB

17.82 Ryan Fitzpatrick, QB

5.50 LaDainian Tomlinson, RB

11.00 BenJarvus Green-Ellis, RB

0.60 Knowshon Moreno, RB

0.00 Chris Ivory, RB

2.70 Ben Obomanu, WR

13.00 Sebastian Janikowski, K

# HARGER FANTASY FOOTBALL LEAGUE 2010

## Week 15 – Head to Head



**Pigskin Princess**  
Owner: Leah Harger



**NO Mercy**  
Owner: Phillip Harger

VS

<b>20.00</b>	<u>Matt Schaub</u>	HOU	QB	HOU 17 TEN 31	<b>FINAL</b>
	35-54, 325 yds passing (2 TDs), 1 INTs				
<b>8.00</b>	<u>Ahmad Bradshaw</u>	NYG	RB	PHI 38 NYG 31	<b>FINAL</b>
	19 carries, 66 yds rushing 2 catches, 14 yds receiving				
<b>15.90</b>	<u>Rashard Mendenhall</u>	PIT	RB	NYJ 22 PIT 17	<b>FINAL</b>
	17 carries, 99 yds rushing (1 TDs)				
<b>3.60</b>	<u>Chad Ochocinco</u>	CIN	WR	CLE 17 CIN 19	<b>FINAL</b>
	2 catches, 36 yds receiving				
<b>11.80</b>	<u>Andre Johnson</u>	HOU	WR	HOU 17 TEN 31	<b>FINAL</b>
	6 catches, 58 yds receiving (1 TDs)				
<b>10.00</b>	<u>Braylon Edwards</u>	NYJ	WR	NYJ 22 PIT 17	<b>FINAL</b>
	8 catches, 100 yds receiving				
<b>16.00</b>	<u>Robbie Gould</u>	CHI	K	CHI 40 MIN 14	<b>FINAL</b>
	4 FGs (29,23,34,20), 4 PATs, 1 tackle				
<b>15.00</b>	<u>Chicago Bears</u>	CHI	D/ST	CHI 40 MIN 14	<b>FINAL</b>
	1 TD, 48 tackles, 14 assists, 7 passes defended, 4.0 sacks, 3 INT, 2 FF, 2 FR				
<b>100.30</b>					

<b>22.92</b>	<u>Philip Rivers</u>	SDG	QB	SFO 7 SDG 34	<b>FINAL</b>
	19-25, 273 yds passing (3 TDs)				
<b>19.70</b>	<u>Chris Johnson</u>	TEN	RB	HOU 17 TEN 31	<b>FINAL</b>
	24 carries, 130 yds rushing (1 TDs) 1 catch, 7 yds receiving				
<b>8.20</b>	<u>Peyton Hillis</u>	CLE	RB	CLE 17 CIN 19	<b>FINAL</b>
	14 carries, 59 yds rushing 2 catches, 23 yds receiving				
<b>4.20</b>	<u>Wes Welker</u>	NWE	WR	GNB 27 NWE 31	<b>FINAL</b>
	3 catches, 42 yds receiving				
<b>9.80</b>	<u>Miles Austin</u>	DAL	WR	WAS 30 DAL 33	<b>FINAL</b>
	3 catches, 38 yds receiving (1 TDs)				
<b>4.50</b>	<u>Owen Daniels</u>	HOU	TE	HOU 17 TEN 31	<b>FINAL</b>
	4 catches, 45 yds receiving				
<b>6.00</b>	<u>Josh Scobee</u>	JAC	K	JAC 24 IND 34	<b>FINAL</b>
	1 FG (22), 3 PATs				
<b>3.00</b>	<u>Arizona Cardinals</u>	ARI	D/ST	ARI 12 CAR 19	<b>FINAL</b>
	57 tackles, 14 assists, 3 passes defended, 2.0 sacks, 1 FF, 1 FR				
<b>78.32</b>					

### SCORING:

Matt Schaub 12 yd TD pass to Andre Johnson (4.00 pts)  
 Matt Schaub 4 yd TD pass to Kevin Walter (4.00 pts)  
 Rashard Mendenhall 2 yd rushing TD (6.00 pts)  
 Andre Johnson 12 yd TD pass from Matt Schaub (6.00 pts)  
 Robbie Gould 29 yd FG (3.00 pts)  
 Robbie Gould PAT (1.00 pts)  
 Robbie Gould PAT (1.00 pts)  
 Robbie Gould 23 yd FG (3.00 pts)  
 Robbie Gould PAT (1.00 pts)  
 Robbie Gould PAT (1.00 pts)  
 Robbie Gould 34 yd FG (3.00 pts)  
 Robbie Gould 20 yd FG (3.00 pts)  
 Chicago Bears 64 yd punt return TD (6.00 pts)

### GAME TOTAL BONUSES:

Matt Schaub 325 yards passing (13.00 pts)  
 Ahmad Bradshaw 80 combined rushing and receiving yds (8.00 pts)  
 Rashard Mendenhall 99 combined rushing and receiving yds (9.90 pts)

### SCORING:

Philip Rivers 58 yd TD pass to Vincent Jackson (4.00 pts)  
 Philip Rivers 11 yd TD pass to Vincent Jackson (4.00 pts)  
 Philip Rivers 21 yd TD pass to Vincent Jackson (4.00 pts)  
 Chris Johnson 11 yd rushing TD (6.00 pts)  
 Miles Austin 3 yd TD pass from Jon Kitna (6.00 pts)  
 Josh Scobee 22 yd FG (3.00 pts)  
 Josh Scobee PAT (1.00 pts)  
 Josh Scobee PAT (1.00 pts)  
 Josh Scobee PAT (1.00 pts)

### GAME TOTAL BONUSES:

Philip Rivers 273 yards passing (10.92 pts)  
 Chris Johnson 137 combined rushing and receiving yds (13.70 pts)  
 Peyton Hillis 82 combined rushing and receiving yds (8.20 pts)  
 Wes Welker 42 combined rushing and receiving yds (4.20 pts)

## HARGER FANTASY FOOTBALL LEAGUE 2010

### Week 15 – Head to Head

Chad Ochocinco 36 combined rushing and receiving yds (3.60 pts)

Andre Johnson 58 combined rushing and receiving yds (5.80 pts)

Braylon Edwards 100 combined rushing and receiving yds (10.00 pts)

Chicago Bears 4.0 sacks (4.00 pts)

Chicago Bears 3 interceptions (3.00 pts)

Chicago Bears 2 fumbles recovered (2.00 pts)

#### **DEDUCTIONS:**

Matt Schaub 1 interception (-1.00 pts)

#### **BENCH:**

0.50 Chester Taylor, RB

10.20 Ronnie Brown, RB

0.00 Marion Barber, RB

9.80 Matt Forte, RB

4.20 Derrick Mason, WR

3.10 Donald Driver, WR

0.00 Lee Evans, WR

7.00 Rob Bironas, K

Miles Austin 38 combined rushing and receiving yds (3.80 pts)

Owen Daniels 45 combined rushing and receiving yds (4.50 pts)

Arizona Cardinals 2.0 sacks (2.00 pts)

Arizona Cardinals 1 fumble recovered (1.00 pts)

#### **DEDUCTIONS:**

None.

#### **BENCH:**

0.00 Kyle Orton, QB

17.00 LeGarrette Blount, RB

19.10 Santana Moss, WR

0.00 Malcom Floyd, WR

1.70 Robert Meachem, WR

20.70 Austin Collie, WR

0.00 Seyi Ajirotutu, WR

6.00 New York Giants, D/ST



## HARGER FANTASY FOOTBALL LEAGUE 2010

### Week 15 – Standings

#### HFFL2010 Division

	W	L	T	PCT	PF	PA	DIV	STREAK
<a href="#">The Mighty Warriors</a>	11	4	0	0.733	1518.62	1264.64	11 - 4 - 0	Won 4
<a href="#">The Feds</a>	10	5	0	0.667	1344.08	1298.56	10 - 5 - 0	Won 1
<a href="#">JJJammin-On-The-One</a>	10	5	0	0.667	1319.04	1107.58	10 - 5 - 0	Won 5
<a href="#">Pigskin Princess</a>	9	6	0	0.600	1247.72	1207.92	9 - 6 - 0	Won 1
<a href="#">Doomsday II</a>	8	7	0	0.533	1223.84	1291.88	8 - 7 - 0	Lost 1
<a href="#">NO Mercy</a>	7	8	0	0.467	1306.98	1334.90	7 - 8 - 0	Lost 3
<a href="#">Roughriders</a>	7	8	0	0.467	1111.52	1261.92	7 - 8 - 0	Won 2
<a href="#">The Columbus Knights</a>	6	9	0	0.400	1313.54	1363.20	6 - 9 - 0	Lost 2
<a href="#">Big Sexy</a>	5	10	0	0.333	1182.76	1294.98	5 - 10 - 0	Lost 1
<a href="#">The General</a>	2	13	0	0.133	1175.28	1317.80	2 - 13 - 0	Lost 13

#### Week 15 Results

Doomsday II	73.06	<b>The Mighty Warriors</b>	<b>105.48</b>
The Columbus Knights	109.06	<b>The Feds</b>	<b>112.24</b>
<b>Roughriders</b>	<b>69.58</b>	The General	66.52
Big Sexy	80.06	<b>JJJammin-On-The-One</b>	<b>94.40</b>
<b>Pigskin Princess</b>	<b>100.30</b>	NO Mercy	78.32

# HARGER FANTASY FOOTBALL LEAGUE 2010

## Week 15 – Starting Points Summary



[Doomsday II](#)

73.06



[The Columbus Knights](#)

109.06



[The Mighty Warriors](#)

105.48



[The Feds](#)

112.24

[GameCast](#) | [GameCenter](#) | **Final**

Actual vs Best: [Doomsday II](#) | [The Mighty Warriors](#)

High Scorer: [Michael Vick](#) (39.68 points)

[GameCast](#) | [GameCenter](#) | **Final**

Actual vs Best: [The Columbus Knights](#) | [The Feds](#)

High Scorer: [Ray Rice](#) (35.30 points)



[Roughriders](#)

69.58



[Big Sexy](#)

80.06



[The General](#)

66.52

[JJJammin-On-The-One](#)

94.40

[GameCast](#) | [GameCenter](#) | **Final**

Actual vs Best: [Roughriders](#) | [The General](#)

High Scorer: [Jason Witten](#) (22.00 points)

[GameCast](#) | [GameCenter](#) | **Final**

Actual vs Best: [Big Sexy](#) | [JJJammin-On-The-One](#)

High Scorer: [Jon Kitna](#) (21.30 points)

[Pigskin Princess](#)

100.30



[NO Mercy](#)

78.32

[GameCast](#) | [GameCenter](#) | **Final**

Actual vs Best: [Pigskin Princess](#) | [NO Mercy](#)

High Scorer: [Philip Rivers](#) (22.92 points)

League Average: 88.902



# Harger Fantasy Football League

## Top Quarterback Scoring

PLAYER	NFL	INJ	BYE	FA	TOTAL	AVG	15	14	13	12	11	10	9	8	7	6	5	4	3	2	1	
Michael Vick	PHI	-	8		295.50	21.11	39.68	24.40	29.88	24.72	20.72	49.32	26.12	bye	0.00	0.00	0.00	3.66	32.64	23.06	21.30	
Philip Rivers	SDG	-	10		273.54	19.54	22.92	15.54	14.70	8.10	24.92	bye	26.10	19.50	16.34	12.96	24.64	17.64	26.40	23.36	20.42	
Drew Brees	NOR	-	10		269.48	19.25	21.68	19.54	19.52	16.78	29.28	bye	17.12	18.00	18.24	21.72	16.36	14.90	24.60	18.86	12.88	
Tom Brady	NWE	P	5		269.14	19.22	14.52	22.76	29.34	29.74	15.24	32.30	17.06	13.30	10.46	13.78	bye	10.72	22.68	14.92	22.32	
Aaron Rodgers	GNB	P	10		267.46	19.10	0.00	3.34	27.82	27.86	30.14	bye	27.66	7.30	19.20	22.92	17.72	19.24	23.64	26.20	14.42	
Peyton Manning	IND	-	7		265.58	18.97	17.16	20.76	18.50	15.40	28.84	7.40	13.76	19.02	bye	19.18	8.46	20.98	24.90	21.90	29.32	
Matt Ryan	ATL	-	8		233.74	16.70	18.56	12.48	13.90	11.88	20.92	25.14	13.90	bye	25.46	16.30	10.98	14.42	19.72	20.60	9.48	
Matt Schaub	HOU	P	7		230.98	16.50	20.00	28.52	19.48	14.92	14.46	21.96	9.78	10.14	bye	20.50	5.74	15.78	11.64	31.08	6.98	
Eli Manning	NYG	-	8		230.02	16.43	26.56	9.48	5.34	16.94	12.08	22.62	23.50	bye	25.14	14.98	22.78	5.60	13.64	12.04	19.32	
Joe Flacco	BAL	-	8		228.50	16.32	15.08	17.40	15.14	18.36	15.04	20.90	19.34	bye	20.90	19.90	15.84	13.34	22.08	7.06	8.12	
Kyle Orton	DEN	Q	9	*	222.88	15.92	0.00	3.14	3.68	25.88	12.08	27.74	bye	18.56	16.02	14.56	20.56	21.74	23.14	19.78	16.00	
Josh Freeman	TAM	-	4		217.36	15.53	16.94	16.64	13.04	13.18	14.94	18.54	16.16	17.32	16.48	12.96	16.20	bye	7.86	19.42	17.68	
David Garrard	JAC	-	9		216.40	15.46	19.56	20.56	12.94	14.58	15.06	25.18	bye	31.60	0.00	0.96	18.02	24.92	6.40	6.82	19.80	
Ryan Fitzpatrick	BUF	-	6		212.46	15.18	17.82	13.58	7.82	14.00	27.74	9.74	14.86	16.22	31.28	bye	21.20	20.52	17.68	0.00	0.00	
Matt Cassel	KAN	-	4		207.98	14.86	12.06	0.00	12.34	28.12	15.72	34.06	17.04	11.38	15.72	20.84	6.34	bye	21.70	5.54	7.12	
Carson Palmer	CIN	-	6	*	206.64	14.76	8.26	8.12	15.96	7.90	16.40	16.68	16.92	14.54	28.48	bye	13.66	20.84	10.60	6.58	21.70	
Mark Sanchez	NYJ	P	7		202.38	14.46	14.30	8.64	5.56	9.24	25.80	25.36	22.54	10.44	bye	9.82	7.64	14.44	22.14	23.00	3.46	
Jay Cutler	CHI	-	8	*	200.74	14.34	18.66	5.18	13.56	27.58	8.04	21.88	20.42	bye	10.24	13.50	0.00	-0.32	15.54	23.38	23.08	
Donovan McNabb	WAS	P	9		190.18	13.58	0.00	17.12	13.34	12.14	18.44	16.80	bye	15.90	9.80	11.94	18.28	11.90	14.94	21.04	8.54	
Sam Bradford	STL	-	9		187.90	13.42	5.44	13.74	7.18	24.22	18.02	15.14	bye	15.84	12.24	12.72	6.60	19.36	12.60	13.68	11.12	
Ben Roethlisberger	PIT	-	5		175.00	12.50	17.06	12.62	13.02	11.64	34.50	27.68	10.82	6.70	19.18	21.78	bye	0.00	0.00	0.00	0.00	
Jon Kitna	DAL	-	4		163.30	11.66	21.30	18.38	15.48	13.52	27.88	24.58	9.32	16.36	16.48	0.00	0.00	bye	0.00	0.00	0.00	
Matt Hasselbeck	SEA	-	5	*	162.98	11.64	0.24	14.90	7.06	16.08	19.84	17.32	0.00	5.52	11.78	13.38	bye	5.94	12.30	18.42	20.20	
Chad Henne	MIA	-	5		159.88	11.42	14.04	4.90	9.66	18.88	0.00	12.90	7.54	6.98	13.28	17.14	bye	17.20	21.62	8.56	7.18	
Shaun Hill	DET	Q	7	*	140.44	10.03	0.00	0.00	0.00	15.70	18.56	16.02	0.00	0.00	bye	7.64	21.98	24.54	11.88	23.00	1.12	
Jason Campbell	OAK	-	10	*	138.94	9.92	15.62	20.96	18.38	0.00	1.80	bye	12.16	20.80	17.66	3.42	11.06	0.00	0.00	4.38	12.70	
Alex Smith	SFO	-	9	*	124.06	8.86	6.20	23.40	0.00	0.00	0.00	0.00	bye	0.00	9.16	15.64	22.96	9.62	12.28	17.80	7.00	
Brett Favre	MIN	D	4	*	121.16	8.65	5.52	0.00	-1.00	7.78	7.32	6.70	23.94	9.36	9.48	7.72	19.66	bye	9.84	5.00	9.84	
Tony Romo	DAL	X	4	*	106.10	7.58	0.00	0.00	0.00	0.00	0.00	0.00	0.00	0.00	5.56	23.00	26.14	bye	19.26	16.86	15.28	
Derek Anderson	ARI	P	6	*	102.10	7.29	0.00	0.00	2.72	5.84	15.80	16.88	12.76	11.36	3.84	bye	0.24	0.56	11.88	4.44	15.78	
Vince Young	TEN	X	9	*	95.70	6.84	0.00	0.00	0.00	0.00	7.60	7.08	bye	18.42	0.00	6.44	17.12	12.72	9.32	0.84	16.16	
Kerry Collins	TEN	P	9	*	85.52	6.11	16.28	21.76	5.16	0.00	0.00	2.04	bye	2.08	20.04	8.30	0.00	0.00	0.00	9.86	0.00	
Colt McCoy	CLE	P	8	*	81.72	5.84	17.72	0.00	0.00	0.00	16.54	13.30	14.96	bye	3.76	15.44	0.00	0.00	0.00	0.00	0.00	
Troy Smith	SFO	-	9	*	69.22	4.94	0.00	0.00	13.56	8.76	9.42	19.44	bye	18.04	0.00	0.00	0.00	0.00	0.00	0.00	0.00	
Kevin Kolb	PHI	-	8	*	65.00	4.64	0.00	0.00	0.00	0.00	0.00	-0.10	0.00	bye	12.04	24.14	14.82	13.14	0.00	0.00	0.96	
Drew Stanton	DET	Q	7	*	60.50	4.32	16.48	11.08	18.32	0.00	0.00	0.00	0.60	0.00	bye	13.88	0.14	0.00	0.00	0.00	0.00	
Bruce Gradkowski	OAK	X	10	*	58.46	4.18	0.00	0.00	0.00	12.08	4.12	bye	0.00	0.00	0.00	0.00	0.56	17.72	14.50	9.48	0.00	
Jimmy Clausen	CAR	-	6	*	56.22	4.02	11.04	3.28	5.76	6.80	0.36	8.74	1.98	-1.00	0.00	0.00	bye	1.44	10.94	5.52	1.36	0.00
Matthew Stafford	DET	O	7	*	52.50	3.75	0.00	0.00	0.00	0.00	0.00	0.00	24.70	25.48	bye	0.00	0.00	0.00	0.00	0.00	2.32	
Tim Tebow	DEN	-	9	*	48.24	3.45	23.32	0.00	0.00	0.00	0.00	10.32	bye	6.10	0.00	8.30	0.00	0.00	0.00	0.00	0.20	
Matt Moore	CAR	X	6	*	44.78	3.20	0.00	0.00	0.00	0.00	0.00	0.00	0.52	9.26	19.62	bye	-0.60	0.00	0.00	7.20	8.78	
Seneca Wallace	CLE	-	8	*	43.52	3.11	0.00	0.00	0.00	0.00	0.00	0.00	0.00	bye	0.00	0.00	9.56	10.86	9.64	12.56	0.90	
Jake Delhomme	CLE	-	8	*	34.68	2.48	0.00	1.44	12.18	8.00	0.00	0.00	0.00	bye	0.00	0.00	1.88	0.00	0.00	0.00	11.18	
Rex Grossman	WAS	-	9	*	30.54	2.18	29.78	0.00	0.00	0.00	0.00	0.00	bye	0.76	0.00	0.00	0.00	0.00	0.00	0.00	0.00	
Tarvaris Jackson	MIN	X	4	*	29.94	2.14	0.00	4.52	14.68	0.00	0.00	0.00	0.00	10.74	0.00	0.00	0.00	bye	0.00	0.00	0.00	
Matt Flynn	GNB	-	10	*	28.92	2.07	21.34	7.08	-0.20	0.00	0.70	bye	0.00	0.00	0.00	0.00	0.00	0.00	0.00	0.00	0.00	
Charlie Batch	PIT	-	5	*	26.08	1.86	0.00	0.00	0.00	0.00	0.00	0.00	0.00	0.00	0.00	0.00	bye	5.04	20.04	1.00	0.00	
Charlie Whitehurst	SEA	-	5	*	19.76	1.41	12.32	0.00	0.00	0.00	0.00	0.72	6.72	0.00	0.00	0.00	bye	0.00	0.00	0.00	0.00	
Trent Edwards	JAC	-	9	*	19.24	1.37	0.00	0.00	0.00	0.00	0.00	0.00	bye	0.00	0.00	5.20	0.00	0.00	0.00	3.28	10.76	
Tyler Thigpen	MIA	-	5	*	18.80	1.34	0.00	0.00	0.96	0.80	9.18	7.06	0.00	0.00	0.00	0.00	bye	0.80	0.00	0.00	0.00	
Todd Bouman	JAC	-	9	*	15.68	1.12	0.00	0.00	0.00	0.00	0.00	0.00	bye	0.00	15.68	0.00	0.00	0.00	0.00	0.00	0.00	
John Skelton	ARI	-	6	*	15.38	1.10	6.84	6.74	1.80	0.00	0.00	0.00	0.00	0.00	0.00	bye	0.00	0.00	0.00	0.00	0.00	
Joe Webb	MIN	-	4	*	14.88	1.06	12.96	1.92	0.00	0.00	0.00	0.00	0.00	0.00	0.00	0.00	0.00	bye	0.00	0.00	0.00	
Dennis Dixon	PIT	X	5	*	11.36	0.81	0.00	0.00	0.00	0.00	0.00	0.00	0.00	0.00	0.00	0.00	bye	0.00	0.00	2.52	8.84	
Max Hall	ARI	X	6	*	10.30	0.74	0.00	0.00	-0.60	0.00	0.00	0.00	0.00	4.34	-0.56	bye	5.72	2.28	0.00	-0.88	0.00	
Brian St. Pierre	CAR	-	6	*	8.92	0.64	0.00	0.00	0.00	0.00	8.92	0.00	0.00	0.00	0.00	bye	0.00	0.00	0.00	0.00	0.00	
Josh Johnson	TAM	-	4	*	7.74	0.55	0.04	0.00	0.00	0.00	0.98	1.40	0.00	0.00	0.00	1.78	0.16	bye	3.38	0.00	0.00	
Luke McCown	JAC	X	9	*	5.20	0.37	0.00	0.00	0.00	0.00	0.00	0.00	bye	0.00	0.00	0.00	0.00	0.00	0.00	5.20	0.00	
Rusty Smith	TEN	-	9	*	4.00	0.29	0.00	0.00	0.00	2.52	1.48	0.00	bye	0.00	0.00	0.00	0.00	0.00	0.00	0.00	0.00	
Caleb Hanie	CHI	-	8	*	2.10	0.15	0.00	0.00	0.00	0.00	0.00	0.00	0.00	bye	0.00	0.00	0.66	1.44	0.00	0.00	0.00	
Tony Pike	CAR	X	6	*	1.88	0.13	0.00	0.00	0.00	0.00	0.00	0.00	1.88	0.00	0.00	bye	0.00	0.00	0.00	0.00	0.00	
David Carr	SFO	-	9	*	1.68	0.12	0.00	0.00	0.00	0.00	0.00	0.00	bye	0.00	1.68	0.00	0.00	0.00	0.00	0.00	0.00	
Kyle Boller	OAK	-	10	*	1																	



# Harger Fantasy Football League

## Top Quarterback Scoring

PLAYER	NFL	INJ	BYE	FA	TOTAL	AVG	15	14	13	12	11	10	9	8	7	6	5	4	3	2	1
Josh McCown	CAR	-	6	*	0.00	0.00	0.00	0.00	0.00	0.00	0.00	0.00	0.00	0.00	0.00	bye	0.00	0.00	0.00	0.00	0.00
Joey Harrington	NOR	-	10	*	0.00	0.00	0.00	0.00	0.00	0.00	0.00	bye	0.00	0.00	0.00	0.00	0.00	0.00	0.00	0.00	0.00
Patrick Ramsey	MIN	-	4	*	0.00	0.00	0.00	0.00	0.00	0.00	0.00	0.00	0.00	0.00	0.00	0.00	0.00	bye	0.00	0.00	0.00
Byron Leftwich	PIT	-	5	*	0.00	0.00	0.00	0.00	0.00	0.00	0.00	0.00	0.00	0.00	0.00	0.00	bye	0.00	0.00	0.00	0.00
Chris Simms	TEN	P	9	*	0.00	0.00	0.00	0.00	0.00	0.00	0.00	0.00	bye	0.00	0.00	0.00	0.00	0.00	0.00	0.00	0.00
J.P. Losman	SEA	-	5	*	0.00	0.00	0.00	0.00	0.00	0.00	0.00	0.00	0.00	0.00	0.00	0.00	0.00	bye	0.00	0.00	0.00
Jim Sorgi	NYG	X	8	*	0.00	0.00	0.00	0.00	0.00	0.00	0.00	0.00	0.00	bye	0.00	0.00	0.00	0.00	0.00	0.00	0.00
Charlie Frye	OAK	X	10	*	0.00	0.00	0.00	0.00	0.00	0.00	0.00	bye	0.00	0.00	0.00	0.00	0.00	0.00	0.00	0.00	0.00
Matt Leinart	HOU	-	7	*	0.00	0.00	0.00	0.00	0.00	0.00	0.00	0.00	0.00	0.00	bye	0.00	0.00	0.00	0.00	0.00	0.00
Kellen Clemens	NYJ	-	7	*	0.00	0.00	0.00	0.00	0.00	0.00	0.00	0.00	0.00	0.00	bye	0.00	0.00	0.00	0.00	0.00	0.00
D.J. Shockley	ATL	-	8	*	0.00	0.00	0.00	0.00	0.00	0.00	0.00	0.00	0.00	bye	0.00	0.00	0.00	0.00	0.00	0.00	0.00
JaMarcus Russell	OAK	-	10	*	0.00	0.00	0.00	0.00	0.00	0.00	0.00	bye	0.00	0.00	0.00	0.00	0.00	0.00	0.00	0.00	0.00
Brady Quinn	DEN	-	9	*	0.00	0.00	0.00	0.00	0.00	0.00	0.00	0.00	0.00	0.00	0.00	0.00	0.00	0.00	0.00	0.00	0.00
John Beck	WAS	-	9	*	0.00	0.00	0.00	0.00	0.00	0.00	0.00	0.00	bye	0.00	0.00	0.00	0.00	0.00	0.00	0.00	0.00
Jeff Rowe	NWE	-	5	*	0.00	0.00	0.00	0.00	0.00	0.00	0.00	0.00	0.00	0.00	0.00	0.00	bye	0.00	0.00	0.00	0.00
Matt Gutierrez	CHI	-	8	*	0.00	0.00	0.00	0.00	0.00	0.00	0.00	0.00	0.00	bye	0.00	0.00	0.00	0.00	0.00	0.00	0.00
Brian Brohm	BUF	-	6	*	0.00	0.00	0.00	0.00	0.00	0.00	0.00	0.00	0.00	0.00	0.00	bye	0.00	0.00	0.00	0.00	0.00
Kevin O'Connell	NYJ	X	7	*	0.00	0.00	0.00	0.00	0.00	0.00	0.00	0.00	0.00	0.00	bye	0.00	0.00	0.00	0.00	0.00	0.00
John David Booty	HOU	-	7	*	0.00	0.00	0.00	0.00	0.00	0.00	0.00	0.00	0.00	0.00	bye	0.00	0.00	0.00	0.00	0.00	0.00
Erik Ainge	NYJ	-	7	*	0.00	0.00	0.00	0.00	0.00	0.00	0.00	0.00	0.00	0.00	0.00	bye	0.00	0.00	0.00	0.00	0.00
Colt Brennan	OAK	-	10	*	0.00	0.00	0.00	0.00	0.00	0.00	0.00	bye	0.00	0.00	0.00	0.00	0.00	0.00	0.00	0.00	0.00
Brett Ratliff	CLE	-	8	*	0.00	0.00	0.00	0.00	0.00	0.00	0.00	0.00	0.00	0.00	bye	0.00	0.00	0.00	0.00	0.00	0.00
Pat White	MIA	-	5	*	0.00	0.00	0.00	0.00	0.00	0.00	0.00	0.00	0.00	0.00	0.00	0.00	0.00	bye	0.00	0.00	0.00
Stephen McGee	DAL	-	4	*	0.00	0.00	0.00	0.00	0.00	0.00	0.00	0.00	0.00	0.00	0.00	0.00	0.00	bye	0.00	0.00	0.00
Rhett Bomar	MIN	-	4	*	0.00	0.00	0.00	0.00	0.00	0.00	0.00	0.00	0.00	0.00	0.00	0.00	0.00	bye	0.00	0.00	0.00
Nate Davis	SFO	-	9	*	0.00	0.00	0.00	0.00	0.00	0.00	0.00	0.00	bye	0.00	0.00	0.00	0.00	0.00	0.00	0.00	0.00
Tom Brandstater	MIA	-	5	*	0.00	0.00	0.00	0.00	0.00	0.00	0.00	0.00	0.00	0.00	0.00	0.00	0.00	bye	0.00	0.00	0.00
Mike Teel	CHI	-	8	*	0.00	0.00	0.00	0.00	0.00	0.00	0.00	0.00	0.00	bye	0.00	0.00	0.00	0.00	0.00	0.00	0.00
Keith Null	CAR	-	6	*	0.00	0.00	0.00	0.00	0.00	0.00	0.00	0.00	0.00	0.00	0.00	bye	0.00	0.00	0.00	0.00	0.00
Curtis Painter	IND	-	7	*	0.00	0.00	0.00	0.00	0.00	0.00	0.00	0.00	0.00	0.00	0.00	bye	0.00	0.00	0.00	0.00	0.00
Richard Bartel	ARI	-	6	*	0.00	0.00	0.00	0.00	0.00	0.00	0.00	0.00	0.00	0.00	0.00	0.00	0.00	bye	0.00	0.00	0.00
Drew Willy	IND	-	7	*	0.00	0.00	0.00	0.00	0.00	0.00	0.00	0.00	0.00	0.00	0.00	bye	0.00	0.00	0.00	0.00	0.00
Mike Kafka	PHI	-	8	*	0.00	0.00	0.00	0.00	0.00	0.00	0.00	0.00	0.00	bye	0.00	0.00	0.00	0.00	0.00	0.00	0.00
Jonathan Crompton	NWE	-	5	*	0.00	0.00	0.00	0.00	0.00	0.00	0.00	0.00	0.00	0.00	0.00	0.00	0.00	bye	0.00	0.00	0.00
Dan LeFevour	CIN	-	6	*	0.00	0.00	0.00	0.00	0.00	0.00	0.00	0.00	0.00	0.00	0.00	bye	0.00	0.00	0.00	0.00	0.00
Levi Brown	BUF	-	6	*	0.00	0.00	0.00	0.00	0.00	0.00	0.00	0.00	0.00	0.00	0.00	bye	0.00	0.00	0.00	0.00	0.00
Sean Canfield	NOR	-	10	*	0.00	0.00	0.00	0.00	0.00	0.00	0.00	bye	0.00	0.00	0.00	0.00	0.00	0.00	0.00	0.00	0.00
Zac Robinson	DET	-	7	*	0.00	0.00	0.00	0.00	0.00	0.00	0.00	0.00	0.00	0.00	0.00	bye	0.00	0.00	0.00	0.00	0.00
Jevan Snead	TAM	-	4	*	0.00	0.00	0.00	0.00	0.00	0.00	0.00	0.00	0.00	0.00	0.00	0.00	0.00	bye	0.00	0.00	0.00
Jarrett Brown	SFO	-	9	*	0.00	0.00	0.00	0.00	0.00	0.00	0.00	0.00	bye	0.00	0.00	0.00	0.00	0.00	0.00	0.00	0.00
Tim Hiller	IND	-	7	*	0.00	0.00	0.00	0.00	0.00	0.00	0.00	0.00	0.00	0.00	bye	0.00	0.00	0.00	0.00	0.00	0.00
Hunter Cantwell	BAL	-	8	*	0.00	0.00	0.00	0.00	0.00	0.00	0.00	0.00	0.00	0.00	0.00	0.00	0.00	0.00	0.00	0.00	0.00
Billy Volek	SDG	-	10	*	-0.18	-0.01	-0.20	0.00	0.00	0.00	0.00	bye	0.00	0.00	0.00	0.00	0.00	0.12	0.00	-0.10	0.00
Sage Rosenfels	NYG	-	8	*	-0.30	-0.02	0.00	0.00	0.00	0.00	0.00	0.00	-0.30	bye	0.00	0.00	0.00	0.00	0.00	0.00	0.00
Todd Collins	CHI	-	8	*	-1.36	-0.10	0.00	0.00	0.00	0.00	0.00	0.00	0.00	bye	0.00	0.00	-2.72	0.44	0.92	0.00	0.00
Brian Hoyer	NWE	-	5	*	-1.50	-0.11	0.00	-0.20	0.00	0.00	0.00	0.00	-1.10	0.00	0.00	0.00	bye	-0.20	0.00	0.00	0.00



# Harger Fantasy Football League

www.rtsports.com

2010 thru Week 15

25-Dec-2010 12:05 PM Eastern

## Top Running Back Scoring

PLAYER	NFL	INJ	BYE	FA	TOTAL	AVG	15	14	13	12	11	10	9	8	7	6	5	4	3	2	1
Arian Foster	HOU	P	7		277.30	19.81	6.10	12.50	22.90	21.80	25.30	12.00	31.70	22.70	bye	21.70	2.70	30.70	11.60	13.80	41.80
Peyton Hillis	CLE	P	8		233.32	16.67	8.20	10.80	7.90	37.40	20.30	15.90	33.00	bye	13.52	9.00	12.70	17.00	24.00	12.10	11.50
Adrian Peterson	MIN	Q	4		220.10	15.72	0.00	2.60	28.80	13.00	8.80	7.50	26.40	20.20	23.20	13.10	10.80	bye	31.00	24.60	10.10
Darren McFadden	OAK	-	10		215.80	15.41	14.80	38.90	17.70	6.50	3.00	bye	10.40	13.50	43.60	0.00	0.00	12.90	18.20	15.30	21.00
LeSean McCoy	PHI	-	8		211.70	15.12	7.70	15.30	25.00	12.00	20.00	15.40	10.30	bye	10.20	8.50	19.80	16.40	6.10	30.80	14.20
Chris Johnson	TEN	-	9		210.10	15.01	19.70	23.90	6.70	0.70	13.60	18.40	bye	14.30	7.30	19.10	25.20	5.40	24.50	4.30	27.00
Maurice Jones-Drew	JAC	D	9		203.10	14.51	6.80	18.00	19.00	12.20	26.00	24.30	bye	14.80	18.10	6.50	9.30	24.10	8.90	3.80	11.30
Michael Turner	ATL	-	8		200.10	14.29	8.20	30.40	14.80	17.40	18.70	3.90	22.70	bye	26.40	4.90	14.00	7.80	18.50	7.50	4.90
Jamaal Charles	KAN	-	4		199.80	14.27	21.30	4.90	13.60	22.60	12.60	18.10	10.00	23.80	13.10	11.70	9.10	bye	15.40	7.60	16.00
Ray Rice	BAL	-	8		191.00	13.64	35.30	12.00	5.00	13.20	19.10	10.20	18.00	bye	7.30	12.60	27.90	2.90	9.60	11.70	6.20
Ahmad Bradshaw	NYG	-	8		189.70	13.55	8.00	17.50	22.50	10.30	1.40	13.50	21.20	bye	12.80	14.30	8.90	19.30	16.80	8.90	14.30
Rashard Mendenhall	PIT	-	5		187.70	13.41	15.90	7.50	6.30	20.10	10.90	5.50	19.00	14.50	4.30	15.90	bye	20.80	20.30	7.20	19.50
Matt Forte	CHI	-	8		177.60	12.69	9.80	6.10	16.00	13.90	16.40	7.80	8.10	bye	6.30	11.10	30.80	3.30	4.30	12.60	31.10
Steven Jackson	STL	-	9		176.30	12.59	16.40	12.40	17.50	6.60	6.10	20.80	bye	6.30	14.50	17.10	12.60	12.40	12.40	12.50	8.70
Cedric Benson	CIN	-	6		163.20	11.66	21.00	4.50	18.30	4.10	19.60	4.10	13.40	8.10	6.60	bye	18.30	6.00	21.00	7.80	10.40
BenJarvus Green-Ellis	NWE	-	5		162.00	11.57	11.00	8.70	19.90	17.90	16.00	12.30	1.40	24.30	8.40	8.00	bye	13.60	16.40	1.90	2.20
Mike Tolbert	SDG	-	10		161.30	11.52	10.60	13.90	6.30	17.80	21.30	bye	5.40	15.00	7.80	6.30	8.50	16.30	8.00	21.50	2.60
Frank Gore	SFO	X	9	*	158.50	11.32	0.00	0.00	0.00	5.20	6.00	21.40	bye	18.50	15.90	14.90	11.30	13.70	14.50	28.80	8.30
LaDainian Tomlinson	NYJ	T	7		153.20	10.94	5.50	5.40	6.10	6.30	10.70	11.00	10.20	8.30	bye	18.70	10.70	27.50	14.80	10.20	7.80
Knowshon Moreno	DEN	Q	9		152.70	10.91	0.60	17.30	17.90	16.80	18.00	21.60	bye	5.90	21.00	3.80	0.00	0.00	10.70	18.20	12.40
Fred Jackson	BUF	-	6	*	140.20	10.01	3.60	11.50	4.80	22.30	24.90	28.00	8.60	7.50	7.70	bye	6.60	2.10	0.80	9.90	1.90
Thomas Jones	KAN	-	4		131.20	9.37	13.80	0.10	10.70	8.20	19.10	2.20	3.20	8.20	18.50	17.00	1.90	bye	15.60	8.80	3.90
Brandon Jacobs	NYG	-	8		125.60	8.97	3.40	17.60	22.30	8.70	3.20	2.80	7.80	bye	12.50	15.50	10.10	12.60	1.80	0.80	6.50
Jahvid Best	DET	P	7		120.60	8.61	1.20	4.20	9.70	0.00	1.70	3.90	8.80	7.90	bye	4.70	10.40	7.40	3.90	41.20	15.60
Brandon Jackson	GNB	-	10		120.10	8.58	10.20	2.80	7.60	3.60	6.60	bye	18.80	7.20	16.40	8.20	14.00	3.40	3.90	9.90	7.50
Felix Jones	DAL	P	4		119.50	8.54	11.70	14.30	9.10	11.30	7.60	19.60	1.60	3.60	6.20	9.30	12.60	bye	4.30	1.90	6.40
LeGarrette Blount	TAM	-	4		112.60	8.04	17.00	5.80	16.30	5.50	8.20	15.10	4.60	23.90	7.20	0.00	0.30	bye	8.70	0.00	0.00
Marshawn Lynch	SEA	-	5		109.10	7.79	13.70	6.60	28.00	3.30	3.50	12.20	4.80	0.70	8.90	11.30	bye	-0.20	8.60	6.40	1.30
Danny Woodhead	NWE	-	5		108.20	7.73	7.10	8.20	11.50	4.50	15.00	3.30	9.20	11.80	5.20	11.50	bye	10.70	10.20	0.00	0.00
Ronnie Brown	MIA	-	5		107.20	7.66	10.20	4.50	7.70	8.50	2.90	7.10	15.90	6.80	3.40	7.50	bye	5.60	5.30	7.30	14.50
Tim Hightower	ARI	-	6	*	107.10	7.65	2.80	25.80	8.60	0.00	8.60	12.20	3.90	1.10	5.30	bye	0.60	2.40	4.00	18.40	13.40
Michael Bush	OAK	-	10		106.40	7.60	14.40	2.20	15.50	0.10	5.10	bye	1.70	16.60	12.50	5.90	19.50	11.60	1.30	0.00	0.00
Ryan Torain	WAS	-	9		101.90	7.28	16.10	18.20	0.00	0.00	0.00	0.00	bye	8.90	11.50	22.90	6.70	13.00	4.60	0.00	0.00
Chris Ivory	NOR	T	10	*	98.00	7.00	0.00	4.70	23.70	15.80	15.90	bye	5.00	0.70	4.80	17.50	3.90	5.70	0.30	0.00	0.00
Carnell Williams	TAM	-	4		91.20	6.51	6.40	4.00	1.40	6.00	11.80	14.50	2.20	3.60	10.60	7.10	3.30	bye	4.60	5.90	9.80
Mike Goodson	CAR	P	6		90.30	6.45	4.80	13.60	7.90	19.60	15.10	10.30	4.70	1.70	-0.50	bye	0.00	0.00	4.70	5.30	3.10
Jonathan Stewart	CAR	-	6		90.20	6.44	12.90	12.30	15.90	9.80	0.00	0.00	2.00	3.80	2.90	bye	3.40	13.60	8.10	4.30	1.20
Ricky Williams	MIA	-	5	*	88.70	6.34	5.30	3.40	6.70	15.80	1.30	7.00	0.10	10.90	4.80	6.30	bye	16.10	2.80	2.00	6.20
Jason Snelling	ATL	-	8	*	86.00	6.14	8.10	0.00	0.00	3.90	2.80	12.70	3.90	bye	1.90	2.70	2.00	3.60	7.00	36.60	0.80
Shonn Greene	NYJ	-	7	*	84.20	6.01	4.50	4.60	6.70	8.10	3.20	9.40	5.50	3.20	bye	4.30	11.70	11.70	3.60	6.00	1.70
Justin Forsett	SEA	-	5	*	82.80	5.91	1.60	1.40	6.00	1.00	4.30	15.50	0.40	3.70	7.20	13.60	bye	7.50	9.40	5.20	6.00
Keiland Williams	WAS	-	9	*	79.70	5.69	1.70	7.60	2.10	2.60	9.50	31.90	bye	11.30	0.00	9.10	1.00	0.00	1.40	1.50	0.00
Donald Brown	IND	-	7		78.50	5.61	19.30	6.20	0.80	7.10	10.80	5.00	9.70	2.90	bye	0.00	0.00	0.00	1.20	14.80	0.70
Darren Sproles	SDG	-	10	*	74.80	5.34	3.10	10.40	-0.30	4.10	13.40	bye	0.90	13.70	7.70	5.70	3.30	0.70	1.60	10.00	0.50
Ryan Mathews	SDG	P	10		74.80	5.34	5.60	13.10	0.00	0.00	0.00	bye	5.00	11.40	2.20	7.60	5.90	12.80	0.00	4.50	6.70
Willis McGahee	BAL	-	8	*	72.50	5.18	5.30	6.70	0.70	2.20	1.30	0.40	12.60	bye	13.40	0.00	12.70	9.10	2.90	1.00	4.20
Joseph Addai	IND	Q	7		69.40	4.96	0.00	0.00	0.00	0.00	0.00	0.00	0.00	0.00	bye	17.80	8.90	20.20	3.90	11.30	7.30
Rashad Jennings	JAC	-	9		65.90	4.71	7.70	16.90	11.40	11.30	1.20	0.80	bye	0.00	0.00	0.00	0.00	1.50	3.30	8.80	3.00
Maurice Morris	DET	P	7		60.60	4.33	17.90	5.70	4.00	19.50	7.10	0.00	0.00	0.00	bye	0.00	0.00	0.00	4.10	0.80	1.50
Chester Taylor	CHI	-	8		57.10	4.08	0.50	6.90	12.40	-0.30	1.00	4.10	8.70	bye	3.00	3.50	5.40	2.20	0.90	1.50	7.30
Marion Barber	DAL	P	4		54.20	3.87	0.00	0.00	0.00	8.70	5.10	4.50	1.40	7.60	1.30	4.60	1.90	bye	12.00	3.10	4.00
Brian Westbrook	SFO	P	9		53.40	3.81	9.00	17.00	3.10	19.60	0.00	0.40	bye	1.30	-0.10	1.90	0.60	0.00	0.60	0.00	0.00
Javarrius James	IND	-	7	*	52.50	3.75	0.00	10.90	15.50	1.20	2.70	8.60	13.20	0.40	bye	0.00	0.00	0.00	0.00	0.00	0.00
John Kuhn	GNB	-	10	*	52.20	3.73	10.80	0.60	7.70	0.90	0.00	bye	6.20	2.10	1.20	0.90	1.70	3.90	5.10	3.60	7.50
Chris Wells	ARI	-	6	*	52.20	3.73	1.10	1.60	2.40	5.60	3.90	0.00	-0.20	12.40	11.40	bye	4.00	2.50	7.50	0.00	0.00
Toby Gerhart	MIN	-	4		49.50	3.54	8.50	1.20	5.20	14.10	3.40	3.70	0.90	6.70	3.00	0.40	0.70	bye	0.20	1.50	0.00
Derrick Ward	HOU	-	7		47.50	3.39	2.60	0.30	1.50	4.70	0.00	1.10	1.20	1.40	bye	13.00	7.30	14.00	0.40	0.00	0.00
DeAngelo Williams	CAR	X	6	*	47.20	3.37	0.00	0.00	0.00	0.00	0.00	0.00	0.00	0.00	5.30	bye	5.90	16.00	6.40	7.40	6.20
Tashard Choice	DAL	-	4		47.00	3.36	14.40	3.30	16.00	6.10	2.10	0.00	0.90	2.70	0.00	0.00	0.00	bye	0.40	0.50	0.60
C.J. Spiller	BUF	-	6		46.10	3.29	3.70	3.30	3.60	0.00	0.00	1.40	2.50	4.50	2.30	bye	3.40	1.50	15.90	2.60	1.40
Marcel Reece	OAK	-	10	*	43.20	3.09	14.80	5.10	4.70	-1.00	0.20	bye	1.20	18.20	0.00	0.00	0.00	0.00	0.00	0.00	0.00
Pierre Thomas	NOR	-	10	*	42.80	3.06	2.00	6.80	0.00	0.00	0.00	bye	0.00	0.00	0.00	0.00	0.00	0.00	9.10	10.30	14.60
LaRod Stephens-Howling	ARI	D	6	*	40.40	2.89	0.80														



# Harger Fantasy Football League

## Top Running Back Scoring

PLAYER	NFL	INJ	BYE	FA	TOTAL	AVG	15	14	13	12	11	10	9	8	7	6	5	4	3	2	1
Jacob Hester	SDG	P	10	*	26.40	1.89	-0.10	0.40	0.00	3.40	7.60	bye	3.50	1.80	0.20	0.90	2.20	5.00	0.20	0.70	0.60
Reggie Bush	NOR	-	10	*	26.30	1.88	3.20	6.10	2.60	0.30	0.00	bye	0.00	0.00	0.00	0.00	0.00	0.00	0.00	9.40	4.70
Brian Leonard	CIN	O	6	*	25.80	1.84	1.90	1.70	2.80	0.30	2.30	5.00	1.40	0.20	0.00	bye	0.90	7.10	2.20	0.00	0.00
Bernard Scott	CIN	Q	6	*	24.90	1.78	4.00	1.50	4.30	0.00	-0.90	0.80	-1.00	2.20	5.70	bye	-0.60	0.70	1.50	1.70	5.00
Kevin Smith	DET	X	7	*	24.80	1.77	0.00	0.00	0.00	0.00	0.00	6.00	3.70	6.70	bye	1.70	3.30	3.40	0.00	0.00	0.00
Mike Sellers	WAS	Q	9	*	23.60	1.69	4.70	2.80	1.70	0.00	0.60	2.80	bye	0.00	1.50	1.70	2.20	0.50	1.10	3.80	0.20
Patrick Cobbs	MIA	-	5	*	20.70	1.48	1.30	0.00	1.10	9.20	0.10	9.60	0.00	0.00	0.00	0.00	bye	0.00	-0.60	0.00	0.00
Ovie Mughelli	ATL	T	8	*	19.40	1.39	0.00	1.90	9.20	1.60	0.00	0.70	0.00	bye	0.00	0.20	0.20	0.20	2.90	2.50	0.00
Owen Schmitt	PHI	-	8	*	19.30	1.38	0.00	0.20	6.50	0.00	1.40	0.60	1.20	bye	0.60	-0.10	1.90	4.30	0.60	2.10	0.00
Le'Ron McClain	BAL	-	8	*	19.10	1.36	0.00	2.20	0.00	0.00	1.60	0.50	1.70	bye	3.50	1.10	2.40	2.00	2.20	0.80	1.10
Fred Taylor	NWE	-	5	*	12.90	0.92	0.00	1.60	0.90	0.00	0.00	0.00	0.00	0.00	0.00	0.00	bye	0.00	1.60	1.10	7.70
Spencer Larsen	DEN	X	9	*	12.90	0.92	0.00	0.00	0.00	1.10	0.00	8.00	bye	0.00	2.90	0.10	0.00	0.00	0.00	0.40	0.40
Laurence Maroney	DEN	-	9	*	12.40	0.89	0.00	0.00	0.00	0.00	0.00	0.00	bye	0.00	0.00	1.80	2.70	1.50	6.40	0.00	0.00
Michael Robinson	SEA	-	5	*	12.12	0.87	0.90	3.30	1.40	0.00	0.00	0.00	0.00	0.00	1.00	0.30	bye	1.82	0.00	2.20	1.20
Deji Karim	JAC	-	9	*	11.50	0.82	0.00	0.00	0.00	0.00	0.00	0.00	bye	0.30	3.00	1.20	7.00	0.00	0.00	0.00	0.00
Kevin Faulk	NWE	X	5	*	10.70	0.76	0.00	0.00	0.00	0.00	0.00	0.00	0.00	0.00	0.00	0.00	bye	0.00	0.00	3.70	7.00
Jerome Felton	DET	-	7	*	10.70	0.76	0.00	1.50	0.20	0.70	0.40	2.30	0.30	0.30	bye	0.80	0.70	1.80	1.00	0.00	0.70
Tyrell Sutton	CAR	-	6	*	10.70	0.76	0.00	2.00	3.10	0.00	0.00	0.00	5.60	0.00	0.00	bye	0.00	0.00	0.00	0.00	0.00
Jackie Battle	KAN	-	4	*	10.50	0.75	0.90	0.80	0.00	0.00	0.00	0.40	0.00	0.30	7.20	0.00	0.00	bye	0.90	0.00	0.00
James Davis	WAS	-	9	*	10.50	0.75	0.00	0.00	8.10	1.50	0.00	0.00	bye	0.00	0.00	0.00	0.00	0.00	0.00	0.90	0.00
Steve Slaton	HOU	-	7	*	10.40	0.74	0.00	0.00	0.00	0.00	0.00	0.00	0.00	0.00	bye	0.00	-0.10	4.50	1.70	1.40	2.90
Aaron Brown	DET	-	7	*	10.30	0.74	0.00	0.00	0.00	6.50	1.50	0.00	0.00	0.00	bye	0.00	0.00	0.00	0.00	2.30	0.00
Heath Evans	NOR	-	10	*	10.10	0.72	0.00	0.00	0.00	0.00	0.40	bye	0.00	0.20	6.40	0.00	0.40	0.00	1.80	0.70	0.00
Danny Ware	NYG	-	8	*	10.00	0.71	0.00	0.60	0.10	0.70	0.00	0.00	6.60	bye	0.00	0.00	0.00	0.00	0.00	2.00	0.00
Lance Ball	DEN	-	9	*	9.60	0.69	2.00	3.50	0.00	3.10	0.10	0.90	bye	0.00	0.00	0.00	0.00	0.00	0.00	0.00	0.00
Chris Gronkowski	DAL	-	4	*	9.50	0.68	1.20	0.00	0.00	0.00	0.00	0.00	0.00	0.00	0.00	1.00	0.00	bye	0.00	7.30	0.00
Sammy Morris	NWE	-	5	*	9.40	0.67	0.00	0.20	0.40	1.50	0.50	0.80	1.20	0.00	0.20	0.30	bye	0.30	1.90	1.90	0.20
Lousaka Polite	MIA	-	5	*	9.30	0.66	0.70	0.50	-0.10	0.20	0.00	1.50	0.00	0.80	0.40	0.70	bye	0.00	1.80	1.00	1.80
Dimitri Nance	GNB	-	10	*	9.30	0.66	2.70	1.80	0.00	0.00	3.70	bye	0.50	0.00	0.00	0.00	0.00	0.00	0.00	0.60	0.00
Vonta Leach	HOU	-	7	*	9.10	0.65	0.00	0.00	2.10	0.70	0.00	0.00	0.00	0.70	bye	0.00	1.80	0.00	1.80	2.00	0.00
Corey McIntyre	BUF	-	6	*	8.90	0.64	0.00	1.40	-0.20	0.00	0.20	0.10	6.10	0.00	0.90	bye	0.10	0.10	0.00	0.20	0.00
Naufahu Tah	MIN	-	4	*	8.70	0.62	0.00	0.00	0.00	0.70	1.00	0.00	0.00	6.90	0.00	0.00	0.00	bye	0.00	0.10	0.00
James Starks	GNB	-	10	*	8.10	0.58	0.00	0.80	7.30	0.00	0.00	bye	0.00	0.00	0.00	0.00	0.00	0.00	0.00	0.00	0.00
Ahmad Hall	TEN	-	9	*	7.90	0.56	0.00	2.60	0.00	-0.10	1.90	1.10	bye	0.00	0.00	0.10	0.00	0.70	0.00	1.30	0.30
Keith Toston	STL	-	9	*	7.70	0.55	0.00	4.50	0.00	0.00	0.00	0.00	bye	0.00	0.70	0.00	0.00	0.30	2.20	0.00	0.00
Mike Bell	CLE	-	8	*	6.30	0.45	0.00	0.80	0.00	1.40	0.10	0.00	0.70	bye	-0.30	0.30	0.80	1.10	1.40	0.00	0.00
Tony Fiammetta	CAR	O	6	*	5.60	0.40	0.50	0.00	2.00	1.10	0.00	0.00	1.30	0.00	0.00	bye	0.30	0.40	0.00	0.00	0.00
Eldra Buckley	PHI	-	8	*	5.60	0.40	0.00	0.00	0.00	0.30	0.00	1.30	0.00	bye	0.00	4.00	0.00	0.00	0.00	0.00	0.00
Greg Jones	JAC	P	9	*	5.10	0.36	0.00	1.20	1.10	0.20	0.00	1.60	bye	0.20	0.00	0.00	0.00	0.40	0.00	0.50	-0.10
Ryan Grant	GNB	X	10	*	4.50	0.32	0.00	0.00	0.00	0.00	0.00	bye	0.00	0.00	0.00	0.00	0.00	0.00	0.00	0.45	0.00
Gartrell Johnson	ATL	-	8	*	4.50	0.32	0.40	0.80	1.00	0.00	0.00	0.00	0.00	bye	2.30	0.00	0.00	0.00	0.00	0.00	0.00
Albert Young	MIN	X	4	*	4.00	0.29	0.00	0.00	2.70	0.00	0.00	0.00	0.00	0.00	0.00	0.00	0.00	bye	0.00	0.00	1.30
Joe McKnight	NYJ	-	7	*	3.60	0.26	0.00	0.50	1.90	0.00	0.00	0.00	0.00	0.00	bye	0.00	0.00	1.20	0.00	0.00	0.00
Quinton Ganther	BUF	-	6	*	3.30	0.24	0.00	0.00	0.00	2.00	1.10	0.20	0.00	0.00	0.00	bye	0.00	0.00	0.00	0.00	0.00
Dominic Rhodes	IND	-	7	*	3.00	0.21	3.00	0.00	0.00	0.00	0.00	0.00	0.00	0.00	bye	0.00	0.00	0.00	0.00	0.00	0.00
Jason Wright	ARI	-	6	*	2.70	0.19	0.00	0.70	0.00	0.00	0.00	0.00	0.00	1.90	-1.00	bye	0.00	0.00	0.80	0.30	0.00
Tony Richardson	NYJ	T	7	*	2.60	0.19	0.00	0.00	0.00	0.00	0.20	1.50	0.00	0.00	bye	0.00	0.00	0.00	0.00	0.90	0.00
Rock Cartwright	OAK	-	10	*	2.60	0.19	0.00	0.00	0.00	0.00	0.00	bye	0.20	0.00	1.70	-0.30	0.00	0.00	0.00	1.00	0.00
Quinn Johnson	GNB	-	10	*	2.60	0.19	1.50	0.00	0.00	0.00	0.00	bye	0.00	0.00	0.00	0.00	0.00	0.00	1.10	0.00	0.00
Lawrence Vickers	CLE	-	8	*	2.40	0.17	0.00	0.00	0.00	0.00	0.00	0.00	0.60	bye	0.40	0.10	1.30	0.00	0.00	0.00	0.00
Moran Norris	SFO	-	9	*	2.00	0.14	0.00	0.00	0.00	0.50	0.00	0.00	bye	-0.10	0.00	0.00	0.00	0.80	0.00	0.50	0.30
Kareem Huggins	TAM	X	4	*	1.80	0.13	0.00	0.00	0.00	0.00	0.00	0.00	0.00	0.00	0.00	1.40	0.40	bye	0.00	0.00	0.00
Jerious Norwood	ATL	X	8	*	1.70	0.12	0.00	0.00	0.00	0.00	0.00	0.00	0.00	bye	0.00	0.00	0.00	0.00	0.00	0.00	1.70
Mike Karney	STL	-	9	*	1.60	0.11	0.00	0.00	0.00	0.00	0.00	0.00	bye	0.00	0.20	0.40	0.00	0.00	0.50	0.10	0.40
Michael Bennett	OAK	-	10	*	1.50	0.11	0.00	0.00	0.00	0.00	0.00	bye	0.00	0.00	0.00	0.00	0.00	0.00	0.00	0.00	1.50
Lorenzo Booker	MIN	-	4	*	1.00	0.07	0.40	0.60	0.00	0.00	0.00	0.00	0.00	0.00	0.00	0.00	0.00	bye	0.00	0.00	0.00
Reagan Mauia	ARI	-	6	*	1.00	0.07	0.00	0.00	1.00	0.00	0.00	0.00	0.00	0.00	0.00	bye	0.00	0.00	0.00	0.00	0.00
Korey Hall	GNB	-	10	*	0.90	0.06	0.00	0.00	0.90	0.00	0.00	bye	0.00	0.00	0.00	0.00	0.00	0.00	0.00	0.00	0.00
John Conner	NYJ	-	7	*	0.90	0.06	0.00	0.00	0.00	0.00	0.00	0.00	0.00	0.00	bye	0.00	0.70	0.20	0.00	0.00	0.00
Madison Hedgecock	NYG	X	8	*	0.80	0.06	0.00	0.00	0.00	0.00	0.00	0.00	0.00	bye	0.00	0.00	0.00	0.10	0.70	0.00	0.00
Garrett Wolfe	CHI	-	8	*	0.80	0.06	0.80	0.00	0.00	0.00	0.00	0.00	0.00	bye	0.00	0.00	0.00	0.00	0.00	0.00	0.00
Lex Hilliard	MIA	-	5	*	0.30	0.02	0.00	0.00	0.00	0.00	0.00	0.30	0.00	0.00	0.00	bye	0.00	0.00	0.00	0.00	0.00
Larry Johnson	WAS	-	9	*	0.20	0.01	0.00	0.00	0.00	0.00	0.00	0.00	bye	0.00	0.00	0.00	0.00	0.00	0.00	-0.70	0.90
Jehuu Caulcrick	BUF	-	6	*	0.20	0.01	0.00	0.00	0.00	0.00	0.20	0.00	0.00	0.00	0.00	bye	0.00	0.00	0.00	0.00	0.00
Warrick Dunn	TAM	-	4	*	0.00	0.00	0.00	0.00</													



## Top Wide Receiver Scoring

PLAYER	NFL	INJ	BYE	FA	TOTAL	AVG	15	14	13	12	11	10	9	8	7	6	5	4	3	2	1
Brandon Lloyd	DEN	-	9		186.40	13.31	13.90	3.20	3.10	19.60	13.80	21.00	bye	22.90	4.60	7.40	25.50	11.50	22.90	5.30	11.70
Calvin Johnson	DET	P	7		184.00	13.14	15.20	5.70	12.60	15.60	10.60	18.80	1.30	28.10	bye	20.60	11.40	20.80	5.80	13.00	4.50
Roddy White	ATL	T	8		179.70	12.84	12.50	7.90	7.40	4.90	10.30	25.80	5.20	bye	33.10	8.30	16.10	10.40	12.90	13.80	11.10
Dwayne Bowe	KAN	-	4		178.50	12.75	5.30	0.30	0.00	35.00	22.90	30.60	12.30	8.00	20.10	22.80	3.30	bye	12.10	4.50	1.30
Greg Jennings	GNB	-	10		174.50	12.46	8.90	5.20	24.20	11.90	33.20	bye	14.00	8.10	13.40	19.30	2.20	8.50	7.80	3.60	14.20
Andre Johnson	HOU	Q	7		170.60	12.19	11.80	26.00	15.90	11.60	3.20	20.60	4.10	16.60	bye	19.80	9.50	0.00	6.40	21.80	3.30
DeSean Jackson	PHI	P	8		159.80	11.41	10.20	27.60	8.40	2.90	5.30	16.30	18.90	bye	0.00	19.80	3.20	2.10	22.10	20.00	3.00
Mike Wallace	PIT	-	5		156.70	11.19	11.00	9.00	7.60	3.30	19.50	25.60	17.00	4.30	11.30	15.00	bye	2.50	21.90	2.50	6.20
Hakeem Nicks	NYG	-	8		155.90	11.14	12.30	9.60	0.00	0.00	6.50	8.20	18.80	bye	22.80	0.80	25.00	11.00	5.60	9.80	25.50
Steve Johnson	BUF	-	6		154.30	11.02	12.90	4.20	3.60	6.80	31.70	3.70	14.50	9.70	21.80	bye	16.60	9.10	12.60	3.10	4.00
Reggie Wayne	IND	-	7		153.70	10.98	3.40	10.60	26.00	4.20	16.70	3.40	8.30	9.90	bye	7.10	7.50	18.60	6.50	15.60	15.90
Terrell Owens	CIN	X	6	*	152.30	10.88	0.00	2.20	10.70	1.70	12.30	6.40	26.10	18.50	14.80	bye	16.20	28.20	4.20	5.70	5.30
Jeremy Maclin	PHI	-	8		151.60	10.83	16.90	1.10	6.80	10.70	12.00	15.00	4.80	bye	5.60	27.90	9.50	1.50	20.30	8.60	10.90
Marques Colston	NOR	-	10		142.30	10.16	8.10	16.60	12.50	10.50	23.30	bye	6.50	13.60	17.20	5.30	9.70	3.60	2.50	6.70	6.20
Miles Austin	DAL	-	4		138.00	9.86	9.80	4.80	5.30	14.50	12.70	12.80	1.60	11.70	3.80	1.20	23.00	bye	2.00	14.20	20.60
Mike Williams	TAM	-	4		134.00	9.57	15.60	1.50	12.80	2.00	11.40	6.80	14.90	16.50	8.20	4.50	14.90	bye	4.50	11.40	9.00
Larry Fitzgerald	ARI	-	6		130.60	9.33	12.50	7.20	6.10	3.70	15.00	11.10	10.70	19.20	3.00	bye	9.30	5.60	8.60	8.30	10.30
Santana Moss	WAS	-	9		130.00	9.29	19.10	14.20	2.40	4.00	16.60	2.80	bye	5.60	12.10	7.70	11.80	0.50	17.40	8.10	7.70
Wes Welker	NWE	-	5		125.90	8.99	4.20	11.50	14.00	21.00	11.80	8.90	4.60	2.40	2.50	5.30	bye	7.00	4.50	9.80	18.40
Percy Harvin	MIN	-	4		123.40	8.81	13.10	0.00	0.00	4.60	3.00	12.40	11.60	12.40	16.60	9.90	21.70	bye	13.50	3.20	1.40
Anquan Boldin	BAL	-	8		122.50	8.75	0.20	4.10	17.80	2.70	1.90	11.00	2.80	bye	15.20	12.20	0.80	7.10	32.20	3.50	11.00
Braylon Edwards	NYJ	-	7		114.80	8.20	10.00	1.70	3.90	2.00	14.60	5.90	12.80	3.20	bye	10.60	7.00	14.60	14.70	12.50	1.30
Deion Branch	NWE	P	5		114.30	8.16	3.30	21.10	12.40	23.30	7.00	7.10	2.10	2.10	3.90	15.80	bye	1.00	5.00	3.10	7.10
Lance Moore	NOR	-	10		113.20	8.09	8.60	13.00	3.60	9.90	4.30	bye	7.70	11.40	4.30	11.70	0.80	8.70	26.90	0.00	2.30
Mario Manningham	NYG	P	8		112.30	8.02	22.30	0.10	3.60	12.10	2.40	15.10	5.60	bye	10.00	11.10	0.00	0.00	7.80	13.70	8.50
Austin Collie	IND	X	7	*	111.90	7.99	20.70	0.00	0.00	0.00	6.00	0.00	-0.10	0.00	bye	11.70	4.80	9.90	29.10	8.50	21.30
Derrick Mason	BAL	P	8		107.80	7.70	4.20	19.80	2.20	14.70	4.20	10.80	10.20	bye	4.80	10.00	4.70	8.00	3.00	9.10	2.10
Chad Ochocinco	CIN	Q	6		107.10	7.65	3.60	7.10	9.60	4.10	8.80	14.60	1.50	3.40	16.80	bye	2.00	5.90	3.40	4.40	21.90
Johnny Knox	CHI	-	8		104.00	7.43	13.80	0.60	3.40	12.80	5.50	9.00	4.90	bye	14.60	12.00	1.40	2.60	9.60	8.60	5.20
Kenny Britt	TEN	-	9		103.10	7.36	12.80	2.90	0.00	0.00	0.00	0.00	bye	0.00	40.50	9.30	14.60	8.30	8.60	6.10	0.00
Dez Bryant	DAL	X	4	*	103.10	7.36	0.00	0.00	1.40	0.00	6.80	16.40	13.60	8.40	23.40	9.10	2.20	bye	5.00	11.20	5.60
Malcom Floyd	SDG	D	10	*	102.00	7.29	0.00	17.10	7.20	0.00	8.40	bye	0.00	0.00	0.00	1.50	27.30	4.50	15.70	15.50	4.80
Mike Thomas	JAC	-	9	*	101.20	7.23	11.30	-0.80	3.10	4.60	9.60	22.70	bye	11.00	-1.00	8.80	9.40	8.70	0.70	4.20	8.90
Brandon Marshall	MIA	-	5		98.80	7.06	15.60	7.60	0.00	0.00	4.10	3.40	3.00	6.40	5.70	12.70	bye	5.00	22.90	7.10	5.30
Nate Washington	TEN	-	9		96.40	6.89	8.00	4.80	4.00	0.20	11.70	8.60	bye	17.70	0.70	0.90	8.40	4.20	3.00	9.40	14.80
Mike Sims-Walker	JAC	Q	9		94.10	6.72	16.20	8.30	0.00	4.80	0.00	2.60	bye	21.30	9.80	1.60	10.60	0.00	3.40	15.50	0.00
Pierre Garcon	IND	-	7		92.20	6.59	4.40	21.30	12.70	7.20	6.20	3.70	1.50	7.80	bye	16.30	5.70	0.00	0.00	1.10	4.30
Davone Bess	MIA	-	5		91.80	6.56	7.80	0.60	6.70	11.10	0.90	2.90	5.00	4.30	12.60	9.70	bye	15.30	8.60	1.20	5.10
Santonio Holmes	NYJ	P	7		90.40	6.46	4.00	5.70	7.20	10.40	24.60	13.60	11.40	4.30	bye	5.10	4.10	0.00	0.00	0.00	0.00
Hines Ward	PIT	-	5		90.00	6.43	3.40	11.50	1.30	10.70	2.80	0.00	6.00	1.50	19.10	11.40	bye	1.40	9.20	0.90	10.80
Jabar Gaffney	DEN	-	9	*	89.30	6.38	3.20	4.80	2.80	5.90	3.30	11.70	bye	5.40	5.40	8.10	8.70	5.10	14.00	1.50	9.40
Anthony Armstrong	WAS	-	9	*	88.20	6.30	10.00	3.00	14.70	5.30	4.10	8.30	bye	9.20	4.20	4.60	14.40	5.70	0.00	3.60	1.10
Danny Amendola	STL	-	9		87.80	6.27	6.00	1.60	1.70	8.90	6.30	12.30	bye	8.80	11.00	1.90	8.50	4.60	5.60	3.90	6.70
Michael Crabtree	SFO	-	9		87.20	6.23	1.70	0.10	4.50	10.80	1.50	12.10	bye	11.30	3.10	11.70	16.50	5.80	3.70	3.20	1.20
James Jones	GNB	-	10	*	86.50	6.18	15.50	3.00	0.80	4.40	11.10	bye	18.30	0.00	10.70	0.00	6.50	1.50	4.50	9.20	1.00
Nate Burleson	DET	-	7	*	86.40	6.17	11.30	1.10	2.70	3.50	17.20	6.40	17.30	3.70	bye	9.30	11.60	0.00	0.00	0.40	1.90
Steve Breaston	ARI	-	6	*	85.38	6.10	10.20	3.50	6.20	2.20	9.20	9.80	3.48	16.10	0.00	bye	0.00	0.00	10.50	1.00	13.20
Kevin Walter	HOU	-	7	*	85.30	6.09	13.90	5.70	3.30	1.20	1.60	15.00	0.00	0.00	bye	0.00	2.40	3.50	9.40	20.40	8.90
Robert Meachem	NOR	T	10		84.90	6.06	1.70	0.00	16.60	5.50	17.80	bye	1.50	7.60	3.30	13.10	11.70	2.30	0.50	0.00	3.30
Jacoby Ford	OAK	-	10		83.70	5.98	17.80	3.10	6.70	24.10	2.70	bye	20.80	3.30	4.40	0.00	0.00	0.80	0.00	0.00	0.00
Eddie Royal	DEN	P	9	*	82.60	5.90	0.00	4.40	0.70	14.40	1.20	5.90	bye	3.40	2.60	5.00	3.10	17.30	2.30	12.50	9.80
Roy Williams	DAL	Q	4		82.40	5.89	0.00	2.30	5.20	7.30	2.00	3.30	0.60	2.10	0.00	14.80	14.70	bye	23.70	4.30	2.10
Lee Evans	BUF	X	6		80.80	5.77	0.00	0.00	7.20	-0.10	7.20	5.20	3.10	5.60	28.50	bye	14.70	0.60	5.40	0.00	3.40
Devin Hester	CHI	-	8		80.10	5.72	14.30	1.70	0.60	8.60	4.10	9.80	2.20	bye	3.50	8.60	1.00	2.70	7.60	13.70	1.70
Mike Williams	SEA	-	5	*	78.00	5.57	6.60	0.00	0.00	0.00	10.90	14.50	2.50	2.70	14.70	12.30	bye	3.20	3.50	0.70	6.40
Earl Bennett	CHI	P	8		73.60	5.26	3.70	5.30	10.40	17.60	1.30	2.50	11.70	bye	7.60	5.50	0.40	2.60	2.10	2.90	0.00
Josh Morgan	SFO	P	9	*	72.70	5.19	10.60	14.20	0.00	4.10	4.10	6.50	bye	3.00	3.80	4.90	2.10	2.00	7.20	7.00	3.20
Donald Driver	GNB	-	10		72.00	5.14	3.10	1.20	13.30	2.60	3.10	bye	0.00	0.00	0.00	3.10	5.80	14.90	6.10	9.80	9.00
Ben Obomanu	SEA	-	5		71.40	5.10	2.70	0.00	4.00	21.90	14.70	7.70	9.60	0.50	0.70	0.00	bye	0.00	0.00	9.00	0.60
Steve Smith	NYG	X	8	*	70.90	5.06	0.00	1.20	0.00	0.00	0.00	0.00	10.60	bye	16.10	7.00	14.90	3.00	10.30	3.50	4.30
Jordan Shipley	CIN	-	6	*	70.30	5.02	1.40	2.60	2.50	9.80	7.10	1.30	4.70	2.80	19.10	bye	0.00	2.90	3.70	4.20	8.20
Louis Murphy	OAK	-	10	*	69.70	4.98	1.40	11.90	3.60	7.30	1.50	bye	0.00	0.00	2.90	4.70	6.10	0.50	11.90	15.10	2.80
Brian Hartline	MIA	X	5	*	69.20	4.94	0.00	0.00	0.00	7.50											



## Top Wide Receiver Scoring

PLAYER	NFL	INJ	BYE	FA	TOTAL	AVG	15	14	13	12	11	10	9	8	7	6	5	4	3	2	1	
David Nelson	BUF	-	6	*	53.30	3.81	12.10	7.10	9.40	5.80	0.00	0.00	1.90	2.50	2.50	bye	2.30	7.50	0.00	0.00	2.20	
Blair White	IND	-	7	*	52.40	3.74	1.60	5.20	3.20	9.40	16.20	0.00	4.20	0.00	bye	1.90	0.00	2.00	8.70	0.00	0.00	
Jerricho Cotchery	NYJ	-	7	*	51.90	3.71	0.00	6.90	0.90	0.00	0.00	10.30	2.90	8.90	bye	1.80	4.60	2.60	2.00	9.20	1.80	
Devery Henderson	NOR	-	10	*	48.80	3.49	5.30	0.00	0.00	9.70	1.80	bye	0.00	3.30	2.00	0.00	6.10	5.70	2.30	2.80	9.80	
Brad Smith	NYJ	P	7	*	47.62	3.40	6.20	0.10	0.20	19.80	0.50	4.50	0.80	0.20	bye	1.80	0.40	5.22	5.20	0.00	2.70	
T.J. Houshmandzadeh	BAL	-	8	*	46.90	3.35	1.50	2.30	2.00	3.60	13.90	1.40	3.40	bye	0.00	2.40	2.40	10.90	0.40	0.00	2.70	
Brandon LaFell	CAR	-	6	*	46.50	3.32	3.30	3.80	3.30	3.70	0.00	3.60	1.40	10.00	9.10	bye	1.60	0.10	4.40	0.00	2.20	
Jordy Nelson	GNB	-	10	*	45.90	3.28	1.60	2.60	1.50	12.10	2.00	bye	4.20	5.50	2.50	6.40	4.20	-2.00	2.00	2.60	0.70	
Mark Clayton	STL	X	9	*	43.20	3.09	0.00	0.00	0.00	0.00	0.00	0.00	0.00	0.00	0.00	0.00	0.00	6.70	8.50	14.40	11.90	
Darius Heyward-Bey	OAK	-	10	*	43.20	3.09	2.00	4.00	1.40	0.20	0.00	bye	0.00	19.50	0.00	1.90	0.00	0.20	4.90	8.00	1.10	
Emmanuel Sanders	PIT	-	5	*	41.60	2.97	7.80	0.00	4.90	2.70	9.50	10.10	0.00	2.10	0.80	3.70	bye	0.00	0.00	0.00	0.00	
Michael Spurlock	TAM	-	4	*	40.00	2.86	1.90	0.00	0.00	0.60	0.00	0.00	10.60	6.00	0.50	6.00	2.50	bye	1.00	0.00	10.90	
Sidney Rice	MIN	-	4	*	38.40	2.74	2.30	6.00	22.50	2.00	5.60	0.00	0.00	0.00	0.00	0.00	0.00	0.00	0.00	0.00	0.00	
Demaryius Thomas	DEN	Q	9	*	38.40	2.74	0.00	0.00	0.00	0.00	1.70	5.10	bye	3.10	-0.30	7.70	0.20	0.90	4.30	15.70	0.00	
Joshua Cribbs	CLE	P	8	*	37.16	2.65	0.40	-0.40	0.00	0.00	0.00	5.10	1.50	bye	1.00	0.10	2.30	3.30	7.80	13.50	2.56	
Laurent Robinson	STL	-	9	*	36.50	2.61	0.80	6.10	2.40	5.80	5.50	2.40	bye	3.30	0.90	0.00	1.10	0.00	0.00	0.40	7.80	
Seyi Ajitutu	SDG	-	10	*	36.50	2.61	0.00	0.00	4.40	1.60	0.00	bye	23.10	4.80	2.60	0.00	0.00	0.00	0.00	0.00	0.00	
Early Doucet	ARI	X	6	*	35.60	2.54	0.80	2.70	0.40	6.00	1.30	13.30	0.20	3.90	3.30	bye	0.00	0.00	0.00	0.00	3.70	
Dexter McCluster	KAN	-	4	*	35.60	2.54	0.30	0.00	2.60	0.00	0.00	0.00	0.00	0.00	6.90	4.00	1.80	bye	12.80	0.30	6.90	
Chansi Stuckey	CLE	P	8	*	35.20	2.51	0.20	0.10	0.40	2.00	2.60	1.70	7.70	bye	1.60	3.80	5.40	5.60	0.00	1.10	3.00	
Brandon Stokley	SEA	-	5	*	34.80	2.49	0.50	3.50	4.70	5.10	7.60	0.00	2.60	1.30	1.60	1.70	bye	6.20	0.00	0.00	0.00	
Vincent Jackson	SDG	-	10	*	33.50	2.39	29.20	4.30	0.00	0.00	0.00	bye	0.00	0.00	0.00	0.00	0.00	0.00	0.00	0.00	0.00	
Harry Douglas	ATL	-	8	*	33.00	2.36	1.00	4.60	2.10	0.70	0.00	1.20	0.00	bye	0.00	3.20	1.70	11.90	0.10	2.60	3.90	
Justin Gage	TEN	-	9	*	32.60	2.33	6.10	0.60	2.50	5.00	2.30	1.80	bye	0.00	0.00	0.00	0.00	3.00	3.90	7.40	0.00	
Brian Finneran	ATL	-	8	*	32.00	2.29	0.00	1.30	0.00	0.00	7.20	1.60	2.40	bye	6.80	0.00	0.00	3.60	0.00	9.10	0.00	
Buster Davis	SDG	X	10	*	31.90	2.28	0.00	0.00	0.00	0.00	0.00	bye	0.00	0.00	5.30	9.90	1.10	0.00	8.20	4.80	2.60	
Legedu Naanee	SDG	-	10	*	30.10	2.15	0.00	0.00	1.40	3.80	0.00	bye	0.00	0.00	0.00	0.00	0.00	0.40	6.10	1.40	17.00	
Brian Robiskie	CLE	-	8	*	30.00	2.14	14.20	1.70	1.00	5.00	0.00	0.00	2.00	bye	2.50	1.30	0.50	0.00	1.20	0.60	0.60	
Antwaan Randle El	PIT	-	5	*	28.96	2.07	0.80	1.90	0.00	0.00	0.00	6.60	6.76	3.30	1.30	1.10	bye	5.00	1.40	0.00	0.80	
Greg Camarillo	MIN	-	4	*	28.70	2.05	1.80	0.30	2.70	1.20	2.70	1.10	6.60	0.00	0.00	7.50	0.00	bye	1.60	0.30	2.90	
Danario Alexander	STL	-	9	*	25.30	1.81	0.00	0.00	2.00	9.50	0.00	0.00	bye	0.00	0.60	13.20	0.00	0.00	0.00	0.00	0.00	
Chris Chambers	KAN	-	4	*	23.40	1.67	4.20	1.00	0.00	0.00	0.40	9.60	0.60	0.00	0.00	0.00	2.30	bye	0.60	3.30	1.40	
Sammie Stroughter	TAM	Q	4	*	23.10	1.65	0.10	1.10	4.10	0.00	1.10	0.00	0.00	-1.00	3.80	5.10	3.90	bye	1.70	0.00	3.20	
Andre Roberts	ARI	-	6	*	22.40	1.60	0.00	0.50	0.00	2.10	5.20	0.00	8.90	0.00	3.00	bye	2.70	0.00	0.00	0.00	0.00	
Golden Tate	SEA	-	5	*	21.50	1.54	0.00	2.90	1.30	2.10	0.00	0.00	0.00	3.60	0.00	0.00	bye	3.10	3.30	5.20	0.00	
Bernard Berrian	MIN	-	4	*	21.20	1.51	0.00	3.00	1.40	0.00	0.00	0.00	8.10	1.50	3.00	0.40	0.00	bye	1.10	2.40	0.30	
Donald Jones	BUF	-	6	*	21.20	1.51	2.90	1.20	0.30	1.70	13.10	2.00	0.00	0.00	0.00	bye	0.00	0.00	0.00	0.00	0.00	
Derek Hagan	NYG	-	8	*	20.20	1.44	3.60	1.00	6.50	2.10	7.00	0.00	0.00	0.00	0.00	0.00	0.00	0.00	0.00	0.00	0.00	
Greg Lewis	MIN	-	4	*	19.70	1.41	0.00	1.30	0.00	0.80	4.00	1.30	3.00	0.40	0.00	0.00	3.30	bye	3.00	1.40	1.20	
Damian Williams	TEN	-	9	*	18.50	1.32	3.90	0.00	0.00	0.00	0.00	0.00	bye	4.30	2.50	4.80	3.00	0.00	0.00	0.00	0.00	
Joey Galloway	WAS	-	9	*	17.30	1.24	0.00	0.00	0.00	0.00	3.20	0.00	bye	0.20	0.00	1.80	2.80	0.50	0.00	8.80	0.00	
Bryant Johnson	DET	-	7	*	17.30	1.24	1.90	2.10	0.00	2.60	0.00	0.00	0.70	2.90	bye	2.00	0.00	2.30	0.00	0.40	2.40	
Riley Cooper	PHI	-	8	*	17.10	1.22	0.00	1.10	0.00	2.90	0.00	0.00	0.00	bye	11.10	0.00	0.00	0.00	2.00	0.00	0.00	
Jason Hill	JAC	-	9	*	16.30	1.16	4.00	10.80	0.00	1.50	0.00	0.00	bye	0.00	0.00	0.00	0.00	0.00	0.00	0.00	0.00	
Antonio Brown	PIT	-	5	*	15.50	1.11	1.50	2.70	2.60	0.00	2.10	0.00	0.00	0.00	0.00	0.00	0.00	bye	0.60	0.00	6.00	0.00
Andre Caldwell	CIN	-	6	*	15.20	1.09	8.90	0.00	0.00	-1.00	0.90	-0.20	0.00	0.00	1.00	bye	3.30	1.50	0.80	0.00	0.00	
Terrance Copper	KAN	-	4	*	15.10	1.08	0.00	1.50	1.30	0.60	0.50	5.50	2.60	0.50	1.60	0.00	1.00	bye	0.00	0.00	0.00	0.00
Devin Aromashodu	CHI	-	8	*	14.90	1.06	1.30	1.60	0.00	0.00	0.00	0.90	0.00	bye	0.00	4.00	0.00	0.00	0.00	0.00	7.10	
Stefan Logan	DET	-	7	*	13.40	0.96	1.10	3.00	1.80	0.00	0.40	0.00	0.00	0.00	bye	0.00	6.00	0.00	1.10	0.00	0.00	
Ruvell Martin	SEA	-	5	*	13.30	0.95	0.00	13.30	0.00	0.00	0.00	0.00	0.00	0.00	0.00	0.00	bye	0.00	0.00	0.00	0.00	
Eric Weems	ATL	T	8	*	12.10	0.86	0.00	0.70	6.00	0.00	1.80	0.00	0.00	bye	0.00	0.00	0.00	0.00	0.00	0.00	3.60	
Kassim Osgood	JAC	-	9	*	12.00	0.86	0.00	0.00	0.00	0.60	2.20	0.00	bye	0.00	0.00	0.00	0.00	0.30	0.50	0.00	8.40	
David Anderson	HOU	X	7	*	11.70	0.84	0.00	2.80	1.70	0.00	3.80	2.70	0.00	0.00	bye	0.00	0.00	0.00	0.60	0.10	0.00	
Marlon Moore	MIA	-	5	*	11.70	0.84	0.00	0.00	0.00	11.70	0.00	0.00	0.00	0.00	0.00	0.00	bye	0.00	0.00	0.00	0.00	
Kelley Washington	SDG	P	10	*	11.30	0.81	4.90	5.00	1.40	0.00	0.00	bye	0.00	0.00	0.00	0.00	0.00	0.00	0.00	0.00	0.00	
Donte Stallworth	BAL	-	8	*	11.20	0.80	0.00	0.00	5.60	0.00	2.20	3.40	0.00	bye	0.00	0.00	0.00	0.00	0.00	0.00	0.00	
Ted Ginn Jr.	SFO	-	9	*	11.10	0.79	1.40	0.00	0.00	1.10	0.70	0.00	bye	0.90	0.00	2.50	2.60	0.00	0.00	0.00	1.90	
Tiquan Underwood	JAC	-	9	*	11.10	0.79	0.00	0.00	0.00	0.00	0.70	0.00	bye	0.00	3.00	1.10	0.00	4.10	2.20	0.00	0.00	
Sam Hurd	DAL	-	4	*	10.30	0.74	3.50	0.50	0.00	1.20	0.00	0.00	1.10	1.90	0.00	0.00	1.10	bye	1.00	0.00	0.00	
Johnnie Lee Higgins	OAK	Q	10	*	10.30	0.74	0.00	0.00	0.00	0.00	3.70	bye	2.60	0.00	0.00	0.00	0.00	3.80	0.00	0.00	0.20	
Marc Mariani	TEN	-	9	*	10.00	0.71	0.00	0.00	0.00	0.00	6.00	0.00	bye	0.00	0.00	0.00	0.00	5.00	0.00	-1.00	0.00	
Roydell Williams	WAS	-	9	*	9.90	0.71	0.00	0.00	2.70	1.90	0.00	0.90	bye	0.00	0.00	0.00	0.00	1.00	3.40	0.00	0.00	
Dominique Zeigler	SFO	X	9	*	9.80	0.70	0.00	0.00	0.00	1.00	0.00	0.00	bye	0.00	0.00	0.60	3.20	0.00	3.80	0.20	1.00	
Rashied Davis	CHI	-	8	*	8.10	0.58	6.90	0.00	0.00	0.00	0.00	1.20	0.00	bye	0.00	0.00	0.00	0.00				





## Top Tight End Scoring

PLAYER	NFL	INJ	BYE	FA	TOTAL	AVG	15	14	13	12	11	10	9	8	7	6	5	4	3	2	1
Antonio Gates	SDG	O	10		158.20	11.30	0.00	0.00	15.30	4.60	0.00	bye	0.00	20.30	13.00	1.20	17.20	30.40	18.90	21.70	15.60
Jason Witten	DAL	-	4		148.10	10.58	22.00	22.90	12.20	9.90	4.80	0.70	4.40	17.70	18.50	5.20	16.40	bye	5.60	5.10	2.70
Marcedes Lewis	JAC	-	9		134.70	9.62	6.30	13.70	3.60	3.60	14.60	5.30	bye	21.10	4.40	2.90	21.40	10.20	1.50	7.00	19.10
Vernon Davis	SFO	-	9		124.80	8.91	0.40	15.00	20.60	3.20	0.30	7.90	bye	1.20	15.40	11.50	18.40	11.60	2.20	9.80	7.30
Aaron Hernandez	NWE	Q	5	*	109.00	7.79	20.70	1.90	13.10	1.80	8.80	0.00	20.80	3.30	5.40	7.90	bye	2.90	7.80	10.10	4.50
Dustin Keller	NYJ	-	7	*	100.80	7.20	1.90	3.40	2.70	4.90	0.70	2.50	5.90	4.50	bye	7.50	1.40	18.80	25.80	19.50	1.30
Chris Cooley	WAS	-	9	*	99.80	7.13	16.20	2.20	5.10	4.90	9.10	2.30	bye	4.80	5.20	3.70	6.90	11.70	5.30	14.40	8.00
Tony Gonzalez	ATL	-	8		99.10	7.08	2.60	10.80	3.80	13.10	4.60	3.80	7.20	bye	2.70	17.90	4.10	4.10	19.00	1.90	3.50
Todd Heap	BAL	Q	8	*	94.60	6.76	0.00	0.00	15.90	6.90	13.70	2.30	bye	21.90	12.90	2.20	3.50	4.60	3.50	7.20	
Rob Gronkowski	NWE	-	5		94.00	6.71	2.50	12.30	1.20	6.50	2.50	31.20	3.70	0.50	9.00	2.40	bye	0.40	12.30	1.40	8.10
Benjamin Watson	CLE	-	8		91.30	6.52	9.20	0.80	18.00	4.00	0.00	7.40	2.40	bye	1.80	16.80	4.50	6.00	12.70	6.20	1.50
Zach Miller	OAK	P	10	*	90.80	6.49	3.90	6.80	0.50	0.60	0.90	bye	0.00	0.80	14.50	4.80	14.20	20.20	14.40	4.90	4.30
Kevin Boss	NYG	-	8	*	89.20	6.37	13.90	10.30	2.80	15.40	2.20	16.10	8.50	bye	2.30	2.70	4.00	1.10	8.80	0.00	1.10
Brandon Pettigrew	DET	-	7	*	86.90	6.21	2.50	1.40	3.60	6.70	7.50	5.00	9.80	8.80	bye	6.10	10.60	9.10	4.40	10.80	0.60
Kellen Winslow	TAM	P	4	*	84.40	6.03	4.60	13.20	2.60	12.40	3.40	14.50	3.10	0.50	4.40	4.30	7.50	bye	2.40	8.30	3.20
Anthony Fasano	MIA	-	5	*	81.70	5.84	3.00	3.30	12.10	1.00	1.60	18.70	2.60	3.60	4.90	10.20	bye	6.70	9.40	0.00	4.60
Greg Olsen	CHI	-	8	*	76.00	5.43	2.80	0.60	0.50	8.90	4.00	11.10	10.90	bye	4.30	0.00	0.00	3.90	14.40	11.90	2.70
Joel Dreessen	HOU	-	7	*	74.50	5.32	3.60	0.00	6.30	9.50	18.60	1.40	6.70	0.00	bye	8.50	0.00	15.30	1.80	2.80	0.00
Brent Celek	PHI	-	8	*	73.40	5.24	15.20	0.00	5.50	13.00	0.00	0.80	0.00	bye	0.80	4.60	12.70	10.70	4.20	2.70	3.20
Jacob Tamme	IND	-	7	*	72.60	5.19	3.40	3.60	4.70	14.40	6.00	7.30	18.80	14.40	bye	0.00	0.00	0.00	0.00	0.00	0.00
Tony Moeaki	KAN	-	4	*	71.60	5.11	2.50	1.30	5.40	8.60	0.00	3.40	6.30	4.50	4.20	2.10	5.00	bye	12.40	5.80	10.10
Jermaine Gresham	CIN	-	6	*	66.50	4.75	0.60	0.00	6.30	3.60	3.30	15.50	1.10	1.70	2.60	bye	10.40	3.50	5.90	1.50	10.50
Visanthe Shiancoe	MIN	-	4	*	64.50	4.61	4.10	0.70	1.70	5.40	0.60	2.90	14.60	3.80	3.00	0.00	2.80	bye	0.70	8.60	15.60
Jeremy Shockey	NOR	-	10	*	63.60	4.54	2.50	2.90	2.80	0.00	0.00	bye	8.70	3.00	3.00	2.10	11.00	5.80	15.80	3.70	2.30
Bo Scaife	TEN	-	9	*	62.80	4.49	0.00	18.00	0.70	1.00	5.10	4.10	bye	0.00	0.70	13.30	1.20	2.70	2.30	2.00	11.70
Dallas Clark	IND	X	7	*	58.70	4.19	0.00	0.00	0.00	0.00	0.00	0.00	0.00	0.00	bye	5.20	2.00	14.80	4.40	16.30	16.00
Jimmy Graham	NOR	-	10	*	55.80	3.99	18.90	2.10	7.20	2.30	7.20	bye	12.90	0.00	3.80	1.10	0.00	0.30	0.00	0.00	0.00
Daniel Fells	STL	-	9	*	48.40	3.46	4.70	2.60	1.80	2.30	1.10	1.10	bye	11.50	0.50	0.80	3.20	3.50	10.20	3.60	1.50
Heath Miller	PIT	-	5	*	45.40	3.24	0.00	0.00	0.90	4.60	2.60	6.00	2.10	2.90	3.30	13.00	bye	3.20	2.50	0.30	4.00
Tony Scheffler	DET	-	7	*	39.30	2.81	1.80	0.30	0.90	0.00	1.00	3.40	2.20	0.00	bye	0.50	4.10	6.30	14.00	0.50	4.30
Evan Moore	CLE	X	8	*	39.20	2.80	0.00	0.00	0.00	0.60	6.90	1.80	1.70	bye	0.00	8.40	0.70	10.40	0.00	0.00	8.70
Michael Hoomanawanua	STL	O	9	*	38.60	2.76	0.00	0.00	0.00	11.60	12.60	2.00	bye	1.90	9.20	0.50	0.00	0.00	0.00	0.00	0.80
Jermichael Finley	GNB	X	10	*	38.10	2.72	0.00	0.00	0.00	0.00	0.00	bye	0.00	0.00	0.00	0.00	0.00	11.60	11.50	10.30	4.70
David Thomas	NOR	T	10	*	37.90	2.71	0.00	0.40	0.00	0.00	2.60	bye	4.50	1.50	11.30	1.70	0.00	4.20	2.40	9.00	0.30
John Carlson	SEA	-	5	*	36.80	2.63	3.10	0.00	0.00	0.30	1.40	0.00	0.90	4.70	0.30	2.10	bye	1.50	14.10	4.80	3.60
Fred Davis	WAS	-	9	*	36.60	2.61	0.00	-0.50	1.80	10.50	4.40	7.10	bye	0.90	2.80	2.30	0.00	0.00	1.10	6.20	0.00
Randy McMichael	SDG	-	10	*	34.60	2.47	5.50	2.60	0.90	1.20	0.00	bye	18.30	0.00	0.10	0.00	0.40	0.00	2.80	0.00	2.80
Owen Daniels	HOU	-	7	*	33.60	2.40	4.50	9.10	0.00	0.00	0.00	0.00	0.00	0.80	bye	7.90	4.50	0.80	2.70	2.40	0.90
Billy Bajema	STL	-	9	*	30.50	2.18	0.00	0.00	3.90	19.20	0.90	0.00	bye	0.00	0.00	3.40	0.00	0.00	0.00	1.30	1.80
Delanie Walker	SFO	-	9	*	30.50	2.18	1.40	0.70	2.40	0.00	3.00	8.00	bye	8.50	0.00	0.00	0.60	0.60	1.60	3.70	
Zach Miller	JAC	-	9	*	30.50	2.18	0.00	0.00	4.30	0.00	2.70	15.90	bye	0.00	2.50	1.80	1.80	0.00	0.70	0.00	0.80
Andrew Quarless	GNB	-	10	*	28.70	2.05	1.20	5.20	0.40	3.50	1.40	bye	0.00	0.00	9.60	2.30	5.10	0.00	0.00	0.00	0.00
Craig Stevens	TEN	-	9	*	28.20	2.01	0.00	10.00	1.90	0.00	0.00	0.00	bye	10.90	0.00	0.00	1.10	1.60	0.00	0.90	1.80
Travis Beckum	NYG	-	8	*	27.60	1.97	0.40	0.00	0.00	2.90	8.20	1.20	0.00	bye	0.00	8.10	0.80	2.50	2.30	0.10	1.10
Dante Rosario	CAR	-	6	*	24.00	1.71	0.90	0.40	2.60	3.10	0.00	2.40	1.00	1.60	2.80	bye	0.20	1.70	1.20	4.70	1.40
Ed Dickson	BAL	-	8	*	23.20	1.66	11.30	0.70	2.10	0.00	0.00	0.40	0.00	bye	0.50	0.70	5.80	0.00	0.00	1.70	0.00
John Gilmore	TAM	-	4	*	23.10	1.65	0.90	2.70	8.60	3.00	0.00	5.20	0.00	1.10	0.00	0.50	1.10	bye	0.00	0.00	0.00
Martellus Bennett	DAL	-	4	*	22.70	1.62	0.20	3.00	2.40	1.70	0.00	3.20	2.00	0.00	0.50	0.00	1.90	bye	2.60	4.50	0.70
Leonard Pope	KAN	-	4	*	22.60	1.61	8.20	-0.20	8.20	0.00	0.00	2.10	0.00	2.00	0.00	1.20	1.10	bye	0.00	0.00	0.00
Jared Cook	TEN	-	9	*	20.70	1.48	4.20	0.90	4.70	4.00	1.10	0.00	bye	3.60	0.00	0.00	0.00	1.70	0.00	0.50	0.00
Chris Baker	SEA	-	5	*	19.50	1.39	0.00	1.50	0.00	9.30	0.00	5.10	0.70	0.50	0.00	1.60	bye	0.80	0.00	0.00	0.00
Jeff King	CAR	-	6	*	18.50	1.32	9.60	0.00	0.20	0.00	0.40	0.40	1.70	2.20	0.00	bye	2.00	0.70	1.30	0.00	0.00
Matt Spaeth	PIT	-	5	*	16.00	1.14	10.70	0.40	0.00	0.00	1.60	0.00	1.20	2.10	0.00	0.00	bye	0.00	0.00	0.00	0.00
Justin Peelle	ATL	-	8	*	14.40	1.03	1.00	0.00	0.00	1.40	9.40	0.00	0.00	bye	0.00	0.00	1.50	0.00	0.00	0.00	1.10
Donald Lee	GNB	-	10	*	13.80	0.99	0.00	0.00	0.00	0.00	0.00	bye	0.00	0.50	2.70	0.00	9.20	1.50	0.00	-0.10	0.00
Robert Royal	CLE	D	8	*	13.60	0.97	10.90	0.00	0.00	0.00	0.00	1.40	0.00	bye	0.00	0.00	1.30	0.00	0.00	0.00	0.00
Jim Kleinsasser	MIN	-	4	*	12.30	0.88	0.60	0.60	2.50	0.00	0.00	0.30	0.00	0.00	1.00	2.50	0.50	bye	1.70	2.00	0.60
David Martin	BUF	-	6	*	12.30	0.88	0.00	1.30	0.00	0.00	1.50	0.00	1.10	0.00	0.00	bye	0.00	8.40	0.00	0.00	0.00
Brandon Manumaleuna	CHI	-	8	*	12.30	0.88	0.00	10.30	0.60	0.00	0.00	0.90	0.00	bye	0.00	0.50	0.00	0.00	0.00	0.00	0.00
Ben Patrick	ARI	-	6	*	12.30	0.88	0.00	0.00	0.00	0.00	2.40	1.10	0.00	0.00	0.60	bye	3.00	1.20	2.90	1.10	0.00
Will Heller	DET	-	7	*	11.10	0.79	0.00	9.30	0.50	1.30	0.00	0.00	0.00	0.00	bye	0.00	0.00	0.00	0.00	0.00	0.00
Daniel Graham	DEN	-	9	*	10.70	0.76	0.00	0.30	0.00	0.40	0.60	0.00	bye	1.00	0.00	0.00	2.80	0.50	0.90	0.60	3.60
Jonathan Stupar	BUF	-	6	*	10.40	0.74	0.00	4.50	0.00	0.00	0.00	0.00	0.00	0.00	0.80	bye	1.00	0.00	2.70	1.40	0.00
Cameron Morrah	SEA	-	5	*	10.20	0.73	1.40	0.80	6.90	0.00	0.00	0.00	0.00</								



## Top Tight End Scoring

PLAYER	NFL	INJ	BYE	FA	TOTAL	AVG	15	14	13	12	11	10	9	8	7	6	5	4	3	2	1
Jerramy Stevens	TAM	-	4	*	4.30	0.31	0.00	0.00	0.00	0.00	0.00	0.00	0.00	0.00	0.00	1.30	0.00	bye	2.20	0.00	0.80
Stephen Spach	ARI	P	6	*	4.00	0.29	0.70	0.90	0.00	0.00	0.00	1.40	0.40	0.30	0.30	bye	0.00	0.00	0.00	0.00	0.00
Brody Eldridge	IND	Q	7	*	3.90	0.28	0.00	0.80	0.80	0.00	0.00	0.00	0.00	0.00	bye	0.50	0.00	1.00	0.80	0.00	0.00
Alge Crumpler	NWE	-	5	*	3.80	0.27	0.30	0.00	0.00	2.70	0.00	0.40	0.00	0.00	0.00	0.40	bye	0.00	0.00	0.00	0.00
Clay Harbor	PHI	P	8	*	3.70	0.26	0.40	0.00	0.00	2.70	0.60	0.00	0.00	bye	0.00	0.00	0.00	0.00	0.00	0.00	0.00
Tom Crabtree	GNB	-	10	*	3.70	0.26	0.00	0.00	0.00	0.00	0.00	bye	0.40	0.00	0.00	3.30	0.00	0.00	0.00	0.00	0.00
Reggie Kelly	CIN	-	6	*	3.60	0.26	0.30	1.50	0.00	0.00	0.00	0.90	0.00	0.00	0.00	bye	0.00	0.00	0.00	0.90	0.00
Jeff Dugan	MIN	-	4	*	3.20	0.23	0.00	0.00	0.00	0.20	0.00	0.90	0.30	0.00	0.00	0.00	0.00	bye	1.00	0.00	0.80
Jake O'Connell	KAN	-	4	*	3.10	0.22	0.00	0.00	0.00	0.00	2.40	0.00	0.00	0.00	0.00	0.70	0.00	bye	0.00	0.00	0.00
Nate Byham	SFO	O	9	*	2.70	0.19	0.00	0.00	0.00	0.00	0.00	0.00	bye	0.00	0.00	0.70	0.00	0.00	0.90	0.60	0.50
Garrett Mills	CIN	-	6	*	1.90	0.14	0.00	0.00	0.00	0.00	0.00	0.00	0.00	0.00	0.50	bye	0.00	0.00	0.00	1.40	0.00
Shawn Nelson	BUF	-	6	*	1.50	0.11	0.00	0.00	0.00	0.00	0.90	0.00	0.00	0.00	0.60	bye	0.00	0.00	0.00	0.00	0.00
Fendi Onobun	STL	X	9	*	1.50	0.11	0.00	0.00	0.00	0.00	0.00	0.00	bye	0.00	0.00	0.00	0.00	0.00	1.50	0.00	0.00
Desmond Clark	CHI	-	8	*	1.20	0.09	0.00	0.00	0.00	0.00	0.00	0.00	0.00	bye	0.00	0.00	0.00	0.00	1.20	0.00	0.00
Tory Humphrey	NOR	-	10	*	1.20	0.09	0.00	0.00	0.00	0.00	1.20	bye	0.00	0.00	0.00	0.00	0.00	0.00	0.00	0.00	0.00
Richard Quinn	DEN	-	9	*	0.90	0.06	0.90	0.00	0.00	0.00	0.00	0.00	bye	0.00	0.00	0.00	0.00	0.00	0.00	0.00	0.00
Scott Chandler	BUF	-	6	*	0.80	0.06	0.80	0.00	0.00	0.00	0.00	0.00	0.00	0.00	0.00	bye	0.00	0.00	0.00	0.00	0.00
Ben Hartsock	NYJ	-	7	*	0.70	0.05	0.00	0.00	0.00	0.00	0.00	0.00	0.00	0.00	bye	0.00	0.00	0.70	0.00	0.00	0.00
Ernest Wilford	JAC	-	9	*	0.30	0.02	0.00	0.00	0.00	0.00	0.00	0.00	bye	0.00	0.00	0.00	0.00	0.00	0.30	0.00	0.00
Dennis Pitta	BAL	-	8	*	0.10	0.01	0.00	0.00	0.00	0.00	0.00	0.00	0.00	0.00	bye	0.00	0.00	0.00	0.00	0.10	0.00
Steve Heiden	CLE	-	8	*	0.00	0.00	0.00	0.00	0.00	0.00	0.00	0.00	0.00	bye	0.00	0.00	0.00	0.00	0.00	0.00	0.00
James Dearth	SDG	X	10	*	0.00	0.00	0.00	0.00	0.00	0.00	0.00	bye	0.00	0.00	0.00	0.00	0.00	0.00	0.00	0.00	0.00
Anthony Becht	ARI	-	6	*	0.00	0.00	0.00	0.00	0.00	0.00	0.00	0.00	0.00	0.00	0.00	bye	0.00	0.00	0.00	0.00	0.00
Mike Leach	ARI	-	6	*	0.00	0.00	0.00	0.00	0.00	0.00	0.00	0.00	0.00	0.00	0.00	bye	0.00	0.00	0.00	0.00	0.00
Tony Stewart	OAK	-	10	*	0.00	0.00	0.00	0.00	0.00	0.00	0.00	bye	0.00	0.00	0.00	0.00	0.00	0.00	0.00	0.00	0.00
Billy Miller	NOR	-	10	*	0.00	0.00	0.00	0.00	0.00	0.00	0.00	bye	0.00	0.00	0.00	0.00	0.00	0.00	0.00	0.00	0.00
Justin Snow	IND	-	7	*	0.00	0.00	0.00	0.00	0.00	0.00	0.00	0.00	0.00	0.00	bye	0.00	0.00	0.00	0.00	0.00	0.00
Joe Zelenka	ATL	-	8	*	0.00	0.00	0.00	0.00	0.00	0.00	0.00	0.00	0.00	bye	0.00	0.00	0.00	0.00	0.00	0.00	0.00
John Owens	OAK	-	10	*	0.00	0.00	0.00	0.00	0.00	0.00	0.00	bye	0.00	0.00	0.00	0.00	0.00	0.00	0.00	0.00	0.00
L.J. Smith	BAL	-	8	*	0.00	0.00	0.00	0.00	0.00	0.00	0.00	0.00	0.00	bye	0.00	0.00	0.00	0.00	0.00	0.00	0.00
Richard Angulo	CHI	-	8	*	0.00	0.00	0.00	0.00	0.00	0.00	0.00	0.00	0.00	bye	0.00	0.00	0.00	0.00	0.00	0.00	0.00
Sean Ryan	TEN	-	9	*	0.00	0.00	0.00	0.00	0.00	0.00	0.00	0.00	bye	0.00	0.00	0.00	0.00	0.00	0.00	0.00	0.00
Nate Lawrie	PHI	-	8	*	0.00	0.00	0.00	0.00	0.00	0.00	0.00	0.00	0.00	bye	0.00	0.00	0.00	0.00	0.00	0.00	0.00
Michael Gaines	HOU	-	7	*	0.00	0.00	0.00	0.00	0.00	0.00	0.00	0.00	0.00	0.00	bye	0.00	0.00	0.00	0.00	0.00	0.00
Sean McHugh	PIT	-	5	*	0.00	0.00	0.00	0.00	0.00	0.00	0.00	0.00	0.00	0.00	0.00	bye	0.00	0.00	0.00	0.00	0.00
Alex Smith	CLE	-	8	*	0.00	0.00	0.00	0.00	0.00	0.00	0.00	0.00	0.00	0.00	bye	0.00	0.00	0.00	0.00	0.00	0.00
John Paul Foschi	CIN	-	6	*	0.00	0.00	0.00	0.00	0.00	0.00	0.00	0.00	0.00	0.00	0.00	bye	0.00	0.00	0.00	0.00	0.00
Joe Klopfenstein	BUF	X	6	*	0.00	0.00	0.00	0.00	0.00	0.00	0.00	0.00	0.00	0.00	0.00	bye	0.00	0.00	0.00	0.00	0.00
Dominique Byrd	ARI	-	6	*	0.00	0.00	0.00	0.00	0.00	0.00	0.00	0.00	0.00	0.00	0.00	bye	0.00	0.00	0.00	0.00	0.00
Jason Pociask	DAL	-	4	*	0.00	0.00	0.00	0.00	0.00	0.00	0.00	0.00	0.00	0.00	0.00	0.00	0.00	bye	0.00	0.00	0.00
John Madsen	DET	-	7	*	0.00	0.00	0.00	0.00	0.00	0.00	0.00	0.00	0.00	0.00	bye	0.00	0.00	0.00	0.00	0.00	0.00
James Adkisson	OAK	-	10	*	0.00	0.00	0.00	0.00	0.00	0.00	0.00	bye	0.00	0.00	0.00	0.00	0.00	0.00	0.00	0.00	0.00
Brad Cieslak	CLE	-	8	*	0.00	0.00	0.00	0.00	0.00	0.00	0.00	0.00	0.00	0.00	bye	0.00	0.00	0.00	0.00	0.00	0.00
Derek Schouman	STL	X	9	*	0.00	0.00	0.00	0.00	0.00	0.00	0.00	0.00	bye	0.00	0.00	0.00	0.00	0.00	0.00	0.00	0.00
Michael Allan	SEA	-	5	*	0.00	0.00	0.00	0.00	0.00	0.00	0.00	0.00	0.00	0.00	0.00	bye	0.00	0.00	0.00	0.00	0.00
Clark Harris	CIN	-	6	*	0.00	0.00	0.00	0.00	0.00	0.00	0.00	0.00	0.00	0.00	0.00	bye	0.00	0.00	0.00	0.00	0.00
Darcy Johnson	STL	X	9	*	0.00	0.00	0.00	0.00	0.00	0.00	0.00	0.00	bye	0.00	0.00	0.00	0.00	0.00	0.00	0.00	0.00
Daniel Coats	DEN	P	9	*	0.00	0.00	0.00	0.00	0.00	0.00	0.00	0.00	bye	0.00	0.00	0.00	0.00	0.00	0.00	0.00	0.00
Tony Curtis	SFO	-	9	*	0.00	0.00	0.00	0.00	0.00	0.00	0.00	0.00	bye	0.00	0.00	0.00	0.00	0.00	0.00	0.00	0.00
Michael Matthews	BUF	X	6	*	0.00	0.00	0.00	0.00	0.00	0.00	0.00	0.00	0.00	0.00	0.00	bye	0.00	0.00	0.00	0.00	0.00
Greg Estandia	CLE	X	8	*	0.00	0.00	0.00	0.00	0.00	0.00	0.00	0.00	0.00	bye	0.00	0.00	0.00	0.00	0.00	0.00	0.00
Brad Cottam	KAN	X	4	*	0.00	0.00	0.00	0.00	0.00	0.00	0.00	0.00	0.00	0.00	0.00	0.00	0.00	bye	0.00	0.00	0.00
Martin Rucker	DAL	-	4	*	0.00	0.00	0.00	0.00	0.00	0.00	0.00	0.00	0.00	0.00	0.00	0.00	0.00	bye	0.00	0.00	0.00
Derek Fine	HOU	-	7	*	0.00	0.00	0.00	0.00	0.00	0.00	0.00	0.00	0.00	0.00	bye	0.00	0.00	0.00	0.00	0.00	0.00
Gary Barnidge	CAR	-	6	*	0.00	0.00	0.00	0.00	0.00	0.00	0.00	0.00	0.00	0.00	0.00	bye	0.00	0.00	0.00	0.00	0.00
Tom Santi	IND	X	7	*	0.00	0.00	0.00	0.00	0.00	0.00	0.00	0.00	0.00	0.00	bye	0.00	0.00	0.00	0.00	0.00	0.00
Keith Zinger	ATL	-	8	*	0.00	0.00	0.00	0.00	0.00	0.00	0.00	0.00	0.00	bye	0.00	0.00	0.00	0.00	0.00	0.00	0.00
Joey Haynos	MIA	-	5	*	0.00	0.00	0.00	0.00	0.00	0.00	0.00	0.00	0.00	0.00	0.00	bye	0.00	0.00	0.00	0.00	0.00
Chase Coffman	CIN	-	6	*	0.00	0.00	0.00	0.00	0.00	0.00	0.00	0.00	0.00	0.00	0.00	bye	0.00	0.00	0.00	0.00	0.00
Anthony Hill	HOU	-	7	*	0.00	0.00	0.00	0.00	0.00	0.00	0.00	0.00	0.00	0.00	bye	0.00	0.00	0.00	0.00	0.00	0.00
Davon Drew	BAL	-	8	*	0.00	0.00	0.00	0.00	0.00	0.00	0.00	0.00	0.00	0.00	bye	0.00	0.00	0.00	0.00	0.00	0.00
Cornelius Ingram	PHI	-	8	*	0.00	0.00	0.00	0.00	0.00	0.00	0.00	0.00	0.00	bye	0.00	0.00	0.00	0.00	0.00	0.00	0.00
John Nalbone	DEN	-	9	*	0.00	0.00	0.00	0.00	0.00	0.00	0.00	0.00	bye	0.00	0.00	0.00	0.00	0.00	0.00	0.00	0.00
John Phillips	DAL	X	4	*	0.00	0.00	0.00	0.00	0.00	0.00	0.00	0.00	0.00	0.00	0.00	0.00	0.00	bye	0.00	0.00	0.00
Spencer Havner	GNB	X	10	*	0.00	0.00	0.00	0.00	0.00	0.00	0.00	bye									



# Harger Fantasy Football League

## Top Kicker Scoring

PLAYER	NFL	INJ	BYE	FA	TOTAL	AVG	15	14	13	12	11	10	9	8	7	6	5	4	3	2	1
David Akers	PHI	-	8		135.00	9.64	8.00	13.00	10.00	14.00	13.00	11.00	14.00	bye	13.00	7.00	9.00	6.00	4.00	5.00	8.00
Sebastian Janikowski	OAK	-	10		123.00	8.79	13.00	7.00	4.00	5.00	3.00	bye	11.00	15.00	11.00	9.00	10.00	6.00	12.00	10.00	7.00
Matt Bryant	ATL	-	8		120.00	8.57	10.00	7.00	4.00	8.00	14.00	9.00	9.00	bye	7.00	5.00	8.00	10.00	9.00	11.00	9.00
Adam Vinatieri	IND	-	7		111.00	7.93	10.00	12.00	5.00	2.00	4.00	11.00	6.00	12.00	bye	9.00	13.00	4.00	9.00	8.00	6.00
Josh Brown	STL	-	9		111.00	7.93	8.00	7.00	14.00	12.00	6.00	8.00	bye	8.00	5.00	8.00	6.00	8.00	12.00	2.00	7.00
Nick Folk	NYJ	-	7		111.00	7.93	8.00	6.00	3.00	6.00	12.00	8.00	11.00	0.00	bye	7.00	18.00	8.00	7.00	8.00	9.00
Dan Carpenter	MIA	-	5		111.00	7.93	2.00	4.00	7.00	15.00	0.00	11.00	4.00	17.00	16.00	12.00	bye	2.00	12.00	2.00	7.00
David Buehler	DAL	-	4		107.00	7.64	15.00	10.00	12.00	10.00	5.00	9.00	1.00	5.00	9.00	3.00	10.00	bye	9.00	8.00	1.00
Neil Rackers	HOU	P	7	*	104.00	7.43	5.00	8.00	6.00	8.00	9.00	6.00	11.00	6.00	bye	5.00	4.00	7.00	7.00	12.00	10.00
Billy Cundiff	BAL	-	8	*	102.00	7.29	12.00	4.00	4.00	5.00	13.00	3.00	14.00	bye	13.00	8.00	7.00	5.00	6.00	4.00	4.00
Rob Bironas	TEN	P	9		102.00	7.29	7.00	4.00	6.00	0.00	10.00	5.00	bye	5.00	13.00	12.00	11.00	9.00	9.00	3.00	8.00
Robbie Gould	CHI	-	8		102.00	7.29	16.00	1.00	7.00	7.00	11.00	9.00	2.00	bye	2.00	8.00	12.00	3.00	8.00	9.00	7.00
Mason Crosby	GNB	-	10		101.00	7.21	9.00	3.00	10.00	5.00	7.00	bye	9.00	9.00	4.00	8.00	8.00	4.00	5.00	10.00	10.00
Jay Feely	ARI	-	6	*	99.50	7.11	6.00	26.50	6.00	6.00	7.00	4.00	6.00	5.00	4.00	bye	12.00	5.00	6.00	1.00	5.00
Josh Scobee	JAC	-	9		99.00	7.07	6.00	8.00	5.00	8.00	6.00	7.00	bye	5.00	8.00	3.00	18.00	8.00	4.00	7.00	6.00
Olindo Mare	SEA	-	5	*	96.00	6.86	4.00	3.00	7.00	6.00	13.00	18.00	1.00	3.00	17.00	3.00	bye	3.00	9.00	2.00	7.00
Jeff Reed	SFO	-	9	*	93.00	6.64	1.00	16.00	10.00	0.00	0.00	4.00	bye	4.00	11.00	4.00	0.00	2.00	8.00	13.00	10.00
Lawrence Tynes	NYG	-	8	*	92.00	6.57	7.00	3.00	7.00	10.00	5.00	8.00	11.00	bye	12.00	0.00	10.00	5.00	5.00	2.00	7.00
Phil Dawson	CLE	-	8	*	90.00	6.43	5.00	6.00	7.00	6.00	8.00	8.00	10.00	bye	12.00	4.00	4.00	11.00	5.00	2.00	2.00
Graham Gano	WAS	-	9	*	90.00	6.43	2.00	4.00	1.00	7.00	13.00	4.00	bye	7.00	5.00	6.00	10.00	5.00	10.00	9.00	7.00
Garrett Hartley	NOR	-	10		89.00	6.36	6.00	7.00	10.00	13.00	4.00	bye	10.00	8.00	5.00	7.00	0.00	0.00	6.00	11.00	2.00
Ryan Succop	KAN	-	4	*	89.00	6.36	10.00	0.00	4.00	6.00	7.00	5.00	8.00	7.00	6.00	7.00	9.00	bye	7.00	10.00	3.00
John Kasay	CAR	-	6	*	88.00	6.29	13.00	4.00	2.00	11.00	7.00	10.00	3.00	4.00	12.00	bye	7.00	2.00	1.00	1.00	11.00
Nate Kaeding	SDG	-	10		87.00	6.21	10.00	7.00	7.00	19.00	5.00	bye	0.00	0.00	0.00	5.00	9.00	11.00	4.00	8.00	2.00
Connor Barth	TAM	-	4	*	87.00	6.21	8.00	9.00	6.00	4.00	3.00	7.00	3.00	8.00	13.00	0.00	6.00	bye	7.00	8.00	5.00
Matt Prater	DEN	X	9	*	78.00	5.57	0.00	0.00	6.00	9.00	2.00	7.00	bye	4.00	2.00	9.00	5.00	14.00	7.00	7.00	6.00
Rian Lindell	BUF	-	6	*	77.00	5.50	5.00	7.00	2.00	10.00	7.00	2.00	1.00	4.00	11.00	bye	8.00	2.00	12.00	1.00	5.00
Ryan Longwell	MIN	-	4	*	68.00	4.86	2.00	3.00	8.00	5.00	3.00	7.00	9.00	4.00	6.00	6.00	2.00	bye	6.00	4.00	3.00
Mike Nugent	CIN	X	6	*	64.00	4.57	0.00	0.00	0.00	0.00	0.00	5.00	3.00	2.00	8.00	bye	7.00	8.00	9.00	15.00	7.00
Jason Hanson	DET	X	7	*	58.00	4.14	0.00	0.00	0.00	0.00	0.00	0.00	2.00	5.00	bye	10.00	14.00	15.00	4.00	6.00	2.00
Shayne Graham	NWE	-	5	*	57.00	4.07	7.00	12.00	9.00	9.00	7.00	9.00	0.00	0.00	0.00	4.00	bye	0.00	0.00	0.00	0.00
Stephen Gostkowski	NWE	X	5	*	56.00	4.00	0.00	0.00	0.00	0.00	0.00	0.00	1.00	4.00	11.00	11.00	bye	11.00	8.00	2.00	8.00
Joe Nedney	SFO	X	9	*	52.00	3.71	0.00	0.00	0.00	0.00	0.00	11.00	bye	6.00	8.00	5.00	7.00	2.00	5.00	2.00	6.00
Shaun Suisham	PIT	-	5	*	41.00	2.93	5.00	11.00	7.00	13.00	5.00	0.00	0.00	0.00	0.00	bye	0.00	0.00	0.00	0.00	0.00
Dave Rayner	DET	-	7	*	38.00	2.71	11.00	1.00	9.00	6.00	5.00	6.00	0.00	0.00	bye	0.00	0.00	0.00	0.00	0.00	0.00
Clint Stitser	CIN	-	6	*	24.00	1.71	13.00	1.00	10.00	0.00	0.00	0.00	0.00	0.00	0.00	bye	0.00	0.00	0.00	0.00	0.00
Kris Brown	SDG	-	10	*	20.00	1.43	0.00	0.00	0.00	0.00	0.00	bye	3.00	9.00	8.00	0.00	0.00	0.00	0.00	0.00	0.00
John Carney	NOR	-	10	*	18.00	1.29	0.00	0.00	0.00	0.00	0.00	bye	0.00	0.00	0.00	0.00	8.00	10.00	0.00	0.00	0.00
Steven Hauschka	DEN	-	9	*	18.00	1.29	11.00	7.00	0.00	0.00	0.00	0.00	bye	0.00	0.00	0.00	0.00	0.00	0.00	0.00	0.00
Aaron Pettrey	CIN	-	6	*	11.00	0.79	0.00	0.00	0.00	4.00	7.00	0.00	0.00	0.00	0.00	bye	0.00	0.00	0.00	0.00	0.00
Shane Andrus	SFO	-	9	*	9.00	0.64	0.00	0.00	0.00	9.00	0.00	0.00	bye	0.00	0.00	0.00	0.00	0.00	0.00	0.00	0.00
Michael Koenen	ATL	-	8	*	3.00	0.21	0.00	0.00	0.00	0.00	0.00	0.00	0.00	bye	0.00	0.00	3.00	0.00	0.00	0.00	0.00
Sam Koch	BAL	-	8	*	0.52	0.04	0.00	0.00	0.00	0.00	0.00	0.00	0.52	bye	0.00	0.00	0.00	0.00	0.00	0.00	0.00
Matt Stover	IND	-	7	*	0.00	0.00	0.00	0.00	0.00	0.00	0.00	0.00	0.00	0.00	bye	0.00	0.00	0.00	0.00	0.00	0.00
Craig Hentrich	TEN	-	9	*	0.00	0.00	0.00	0.00	0.00	0.00	0.00	0.00	bye	0.00	0.00	0.00	0.00	0.00	0.00	0.00	0.00
Aaron Elling	OAK	-	10	*	0.00	0.00	0.00	0.00	0.00	0.00	0.00	bye	0.00	0.00	0.00	0.00	0.00	0.00	0.00	0.00	0.00
Paul Ernster	PIT	-	5	*	0.00	0.00	0.00	0.00	0.00	0.00	0.00	0.00	0.00	0.00	0.00	bye	0.00	0.00	0.00	0.00	0.00
Nick Novak	SDG	-	10	*	0.00	0.00	0.00	0.00	0.00	0.00	0.00	bye	0.00	0.00	0.00	0.00	0.00	0.00	0.00	0.00	0.00
Tony Yelk	JAC	-	9	*	0.00	0.00	0.00	0.00	0.00	0.00	0.00	bye	0.00	0.00	0.00	0.00	0.00	0.00	0.00	0.00	0.00
Justin Medlock	DET	-	7	*	0.00	0.00	0.00	0.00	0.00	0.00	0.00	0.00	0.00	0.00	bye	0.00	0.00	0.00	0.00	0.00	0.00
Brandon Coutu	SEA	-	5	*	0.00	0.00	0.00	0.00	0.00	0.00	0.00	0.00	0.00	0.00	0.00	bye	0.00	0.00	0.00	0.00	0.00
Sam Swank	NYG	-	8	*	0.00	0.00	0.00	0.00	0.00	0.00	0.00	0.00	bye	0.00	0.00	0.00	0.00	0.00	0.00	0.00	0.00
Rhys Lloyd	CAR	-	6	*	0.00	0.00	0.00	0.00	0.00	0.00	0.00	0.00	0.00	0.00	bye	0.00	0.00	0.00	0.00	0.00	0.00
Ricky Schmitt	TEN	-	9	*	0.00	0.00	0.00	0.00	0.00	0.00	0.00	0.00	bye	0.00	0.00	0.00	0.00	0.00	0.00	0.00	0.00
Connor Hughes	DAL	-	4	*	0.00	0.00	0.00	0.00	0.00	0.00	0.00	0.00	0.00	0.00	0.00	0.00	bye	0.00	0.00	0.00	0.00
Brett Swenson	IND	X	7	*	0.00	0.00	0.00	0.00	0.00	0.00	0.00	0.00	0.00	0.00	bye	0.00	0.00	0.00	0.00	0.00	0.00
Garrett Lindholm	ATL	-	8	*	0.00	0.00	0.00	0.00	0.00	0.00	0.00	0.00	0.00	bye	0.00	0.00	0.00	0.00	0.00	0.00	0.00
Hunter Lawrence	TAM	-	4	*	0.00	0.00	0.00	0.00	0.00	0.00	0.00	0.00	0.00	0.00	0.00	0.00	bye	0.00	0.00	0.00	0.00
Todd Carter	CAR	-	6	*	0.00	0.00	0.00	0.00	0.00	0.00	0.00	0.00	0.00	0.00	0.00	bye	0.00	0.00	0.00	0.00	0.00



# Harger Fantasy Football League

## Top Defense / Sp Teams Scoring

PLAYER	NFL	INJ	BYE	FA	TOTAL	AVG	15	14	13	12	11	10	9	8	7	6	5	4	3	2	1
New England Patriots	NWE	-	5		115.00	8.21	13.00	15.00	11.00	4.00	3.00	12.00	1.00	2.00	6.00	3.00	bye	24.00	3.00	3.00	15.00
Green Bay Packers	GNB	-	10		114.00	8.14	3.00	7.00	5.00	2.00	10.00	bye	23.00	15.00	10.00	1.00	6.00	12.00	4.00	9.00	7.00
Pittsburgh Steelers	PIT	-	5		105.00	7.50	1.00	21.00	5.00	4.00	16.00	0.00	6.00	4.00	3.00	9.00	bye	3.00	12.00	17.00	4.00
Arizona Cardinals	ARI	-	6		101.00	7.21	3.00	13.00	3.00	2.00	0.00	3.00	18.00	10.00	6.00	bye	17.00	8.00	10.00	2.00	6.00
Chicago Bears	CHI	-	8		101.00	7.21	15.00	3.00	2.00	5.00	17.00	5.00	4.00	bye	11.00	6.00	12.00	5.00	8.00	3.00	5.00
Oakland Raiders	OAK	-	10		99.00	7.07	5.00	3.00	6.00	10.00	3.00	bye	11.00	16.00	13.00	2.00	18.00	0.00	5.00	4.00	3.00
New York Giants	NYG	-	8		97.00	6.93	6.00	12.00	13.00	6.00	5.00	2.00	6.00	bye	5.00	5.00	5.00	20.00	1.00	2.00	9.00
San Diego Chargers	SDG	-	10		96.00	6.86	10.00	14.00	2.00	18.00	6.00	bye	3.00	0.00	4.00	3.00	3.00	18.00	6.00	8.00	1.00
Detroit Lions	DET	-	7	*	95.00	6.79	3.00	14.00	5.00	1.00	5.00	2.00	3.00	15.00	bye	3.00	20.00	6.00	5.00	5.00	8.00
Seattle Seahawks	SEA	-	5		95.00	6.79	2.00	8.00	10.00	7.00	2.00	7.00	1.00	2.00	7.00	8.00	bye	5.00	21.00	1.00	14.00
Philadelphia Eagles	PHI	-	8		92.00	6.57	10.00	3.00	4.00	4.00	5.00	11.00	5.00	bye	6.00	5.00	13.00	2.00	15.00	4.00	5.00
Dallas Cowboys	DAL	-	4		91.00	6.50	8.00	4.00	16.00	4.00	11.00	9.00	1.00	4.00	12.00	4.00	3.00	bye	7.00	7.00	1.00
Tennessee Titans	TEN	-	9	*	87.00	6.21	5.00	1.00	1.00	2.00	10.00	2.00	bye	2.00	11.00	13.00	9.00	13.00	7.00	5.00	6.00
Tampa Bay Buccaneers	TAM	-	4	*	82.00	5.86	0.00	3.00	2.00	5.00	18.00	3.00	6.00	17.00	2.00	1.00	10.00	bye	2.00	10.00	3.00
New York Jets	NYJ	-	7		81.00	5.79	11.00	8.00	3.00	14.00	2.00	5.00	2.00	3.00	bye	3.00	13.00	5.00	3.00	4.00	5.00
Indianapolis Colts	IND	-	7	*	77.00	5.50	9.00	2.00	8.00	2.00	1.00	14.00	3.00	11.00	bye	5.00	3.00	0.00	3.00	13.00	3.00
New Orleans Saints	NOR	-	10		76.00	5.43	3.00	12.00	3.00	4.00	2.00	bye	19.00	5.00	1.00	6.00	5.00	4.00	3.00	6.00	3.00
Atlanta Falcons	ATL	-	8		75.00	5.36	11.00	7.00	8.00	2.00	1.00	4.00	3.00	bye	4.00	2.00	12.00	4.00	5.00	8.00	4.00
Kansas City Chiefs	KAN	-	4	*	74.00	5.29	5.00	4.00	9.00	5.00	2.00	0.00	7.00	4.00	10.00	2.00	2.00	bye	6.00	9.00	9.00
St. Louis Rams	STL	-	9	*	73.00	5.21	4.00	4.00	10.00	5.00	0.00	5.00	bye	7.00	3.00	8.00	1.00	13.00	3.00	4.00	6.00
Cleveland Browns	CLE	-	8	*	71.00	5.07	0.00	3.00	4.00	4.00	16.00	3.00	4.00	bye	19.00	1.00	3.00	6.00	0.00	3.00	5.00
San Francisco 49ers	SFO	-	9	*	71.00	5.07	1.00	12.00	4.00	7.00	2.00	3.00	bye	6.00	10.00	5.00	5.00	11.00	1.00	2.00	2.00
Baltimore Ravens	BAL	-	8		70.00	5.00	4.00	16.00	4.00	0.00	17.00	2.00	5.00	bye	5.00	5.00	2.00	3.00	2.00	1.00	4.00
Washington Redskins	WAS	-	9	*	70.00	5.00	2.00	3.00	1.00	2.00	3.00	1.00	bye	9.00	16.00	4.00	6.00	3.00	3.00	6.00	11.00
Buffalo Bills	BUF	-	6	*	68.00	4.86	5.00	8.00	11.00	6.00	11.00	2.00	2.00	3.00	4.00	bye	5.00	0.00	8.00	0.00	3.00
Miami Dolphins	MIA	-	5	*	67.00	4.79	3.00	12.00	2.00	4.00	4.00	5.00	4.00	1.00	5.00	6.00	bye	3.00	0.00	13.00	5.00
Carolina Panthers	CAR	-	6	*	59.00	4.21	5.00	4.00	5.00	11.00	5.00	3.00	2.00	2.00	3.00	bye	7.00	4.00	3.00	0.00	5.00
Cincinnati Bengals	CIN	-	6		59.00	4.21	4.00	4.00	3.00	3.00	9.00	2.00	3.00	2.00	8.00	bye	6.00	2.00	8.00	5.00	0.00
Jacksonville Jaguars	JAC	-	9	*	52.00	3.71	7.00	5.00	7.00	0.00	7.00	1.00	bye	6.00	1.00	0.00	3.00	3.00	3.00	4.00	5.00
Houston Texans	HOU	-	7	*	52.00	3.71	4.00	5.00	2.00	14.00	5.00	2.00	3.00	1.00	bye	1.00	2.00	7.00	0.00	3.00	3.00
Minnesota Vikings	MIN	-	4	*	50.00	3.57	2.00	3.00	6.00	5.00	3.00	4.00	6.00	0.00	2.00	8.00	2.00	bye	4.00	4.00	1.00
Denver Broncos	DEN	-	9	*	40.00	2.86	3.00	1.00	3.00	2.00	2.00	11.00	bye	0.00	2.00	5.00	1.00	4.00	0.00	5.00	1.00

# HARGER FANTASY FOOTBALL LEAGUE 2010

## Week 14 – Head to Head



**Doomsday II**  
Owner: Tom Harger



**The Feds**  
Owner: Paul Harger

VS

<b>12.48</b>	<u>Matt Ryan</u>	ATL	QB	ATL 31 CAR 10	<b>FINAL</b>
	20-34, 227 yds passing (1 TDs), 1 INTs 1 carry, 4 yds rushing				
<b>18.00</b>	<u>Maurice Jones-Drew</u>	JAC	RB	OAK 31 JAC 38	<b>FINAL</b>
	23 carries, 101 yds rushing (1 TDs) 3 catches, 19 yds receiving				
<b>38.90</b>	<u>Darren McFadden</u>	OAK	RB	OAK 31 JAC 38	<b>FINAL</b>
	16 carries, 123 yds rushing (2 TDs) 3 catches, 86 yds receiving (1 TDs)				
<b>5.20</b>	<u>Greg Jennings</u>	GNB	WR	GNB 3 DET 7	<b>FINAL</b>
	4 catches, 52 yds receiving				
<b>15.00</b>	<u>Vernon Davis</u>	SFO	TE	SEA 21 SFO 40	<b>FINAL</b>
	5 catches, 70 yds receiving (1 TDs)				
<b>3.60</b>	<u>Jacob Tamme</u>	IND	TE	IND 30 TEN 28	<b>FINAL</b>
	4 catches, 36 yds receiving				
<b>12.00</b>	<u>Adam Vinatieri</u>	IND	K	IND 30 TEN 28	<b>FINAL</b>
	3 FGs (21,28,47), 3 PATs				
<b>3.00</b>	<u>Tampa Bay Buccaneers</u>	TAM	D/ST	TAM 17 WAS 16	<b>FINAL</b>
	50 tackles, 36 assists, 6 passes defended, 2.0 sacks, 1 FR				
<b>108.18</b>					

### SCORING:

Matt Ryan 4 yd TD pass to Tony Gonzalez (4.00 pts)  
 Maurice Jones-Drew 30 yd rushing TD (6.00 pts)  
 Darren McFadden 67 yd TD pass from Jason Campbell (6.00 pts)  
 Darren McFadden 51 yd rushing TD (6.00 pts)  
 Darren McFadden 36 yd rushing TD (6.00 pts)  
 Vernon Davis 42 yd TD pass from Alex Smith (8.00 pts)  
 Adam Vinatieri PAT (1.00 pts)  
 Adam Vinatieri PAT (1.00 pts)  
 Adam Vinatieri PAT (1.00 pts)  
 Adam Vinatieri 21 yd FG (3.00 pts)  
 Adam Vinatieri 28 yd FG (3.00 pts)  
 Adam Vinatieri 47 yd FG (3.00 pts)

### GAME TOTAL BONUSES:

Matt Ryan 227 yards passing (9.08 pts)  
 Matt Ryan 4 combined rushing and receiving yds (0.40 pts)

<b>17.40</b>	<u>Joe Flacco</u>	BAL	QB	BAL 34 HOU 28	<b>FINAL</b>
	22-33, 235 yds passing (2 TDs)				
<b>12.00</b>	<u>Ray Rice</u>	BAL	RB	BAL 34 HOU 28	<b>FINAL</b>
	19 carries, 54 yds rushing 8 catches, 66 yds receiving				
<b>2.20</b>	<u>Terrell Owens</u>	CIN	WR	CIN 7 PIT 23	<b>FINAL</b>
	1 catch, 22 yds receiving				
<b>16.60</b>	<u>Marques Colston</u>	NOR	WR	STL 13 NOR 31	<b>FINAL</b>
	5 catches, 46 yds receiving (2 TDs)				
<b>0.30</b>	<u>Dwayne Bowe</u>	KAN	WR	KAN 0 SDG 31	<b>FINAL</b>
	1 catch, 3 yds receiving				
<b>27.60</b>	<u>DeSean Jackson</u>	PHI	WR	PHI 30 DAL 27	<b>FINAL</b>
	2 carries, 6 yds rushing 4 catches, 210 yds receiving (1 TDs)				
<b>7.00</b>	<u>Matt Bryant</u>	ATL	K	ATL 31 CAR 10	<b>FINAL</b>
	1 FG (39), 4 PATs				
<b>3.00</b>	<u>Philadelphia Eagles</u>	PHI	D/ST	PHI 30 DAL 27	<b>FINAL</b>
	49 tackles, 8 assists, 4 passes defended, 1.0 sack, 2 INT, 1 FF				
<b>86.10</b>					

### SCORING:

Joe Flacco 9 yd TD pass to Derrick Mason (4.00 pts)  
 Joe Flacco 26 yd TD pass to Derrick Mason (4.00 pts)  
 Marques Colston 5 yd TD pass from Drew Brees (6.00 pts)  
 Marques Colston 17 yd TD pass from Drew Brees (6.00 pts)  
 DeSean Jackson 91 yd TD pass from Michael Vick (6.00 pts)  
 Matt Bryant PAT (1.00 pts)  
 Matt Bryant PAT (1.00 pts)  
 Matt Bryant 39 yd FG (3.00 pts)  
 Matt Bryant PAT (1.00 pts)  
 Matt Bryant PAT (1.00 pts)

### GAME TOTAL BONUSES:

Joe Flacco 235 yards passing (9.40 pts)  
 Ray Rice 120 combined rushing and receiving yds (12.00 pts)

# HARGER FANTASY FOOTBALL LEAGUE 2010

## Week 14 – Head to Head

Maurice Jones-Drew 120 combined rushing and receiving yds (12.00 pts)

Darren McFadden 209 combined rushing and receiving yds (20.90 pts)

Greg Jennings 52 combined rushing and receiving yds (5.20 pts)

Vernon Davis 70 combined rushing and receiving yds (7.00 pts)

Jacob Tamme 36 combined rushing and receiving yds (3.60 pts)

Tampa Bay Buccaneers 2.0 sacks (2.00 pts)

Tampa Bay Buccaneers 1 fumble recovered (1.00 pts)

### DEDUCTIONS:

Matt Ryan 1 interception (-1.00 pts)

### BENCH:

8.64 Mark Sanchez, QB

2.20 Michael Bush, RB

13.10 Ryan Mathews, RB

1.60 Danny Amendola, WR

0.60 Johnny Knox, WR

10.80 Tony Gonzalez, TE

7.00 Atlanta Falcons, D/ST

16.00 Baltimore Ravens, D/ST

Terrell Owens 22 combined rushing and receiving yds (2.20 pts)

Marques Colston 46 combined rushing and receiving yds (4.60 pts)

Dwayne Bowe 3 combined rushing and receiving yds (0.30 pts)

DeSean Jackson 216 combined rushing and receiving yds (21.60 pts)

Philadelphia Eagles 1.0 sack (1.00 pts)

Philadelphia Eagles 2 interceptions (2.00 pts)

### DEDUCTIONS:

None.

### BENCH:

16.64 Josh Freeman, QB

12.40 Steven Jackson, RB

2.80 Brandon Jackson, RB

1.20 Toby Gerhart, RB

11.50 Hines Ward, WR

0.10 Michael Crabtree, WR

1.50 Mike Williams, WR

4.00 Graham Gano, K

# HARGER FANTASY FOOTBALL LEAGUE 2010

## Week 14 – Head to Head



**The Mighty Warriors**  
Owner: Mark Harger



**The General**  
Owner: Matthew Harger

VS

	<u>Michael Vick</u>	PHI	QB		
<b>24.40</b>	16-26, 270 yds passing (2 TDs), 2 INTs 8 carries, 16 yds rushing (1 TDs)			PHI 30 DAL 27	<b>FINAL</b>
<b>2.60</b>	<u>Adrian Peterson</u>	MIN	RB	NYG 21 MIN 3	<b>FINAL</b>
	14 carries, 26 yds rushing				
	<u>Arian Foster</u>	HOU	RB		
<b>12.50</b>	20 carries, 100 yds rushing 4 catches, 25 yds receiving			BAL 34 HOU 28	<b>FINAL</b>
	<u>Calvin Johnson</u>	DET	WR		
<b>5.70</b>	1 carry, 13 yds rushing 1 catch, 44 yds receiving			GNB 3 DET 7	<b>FINAL</b>
	<u>Sidney Rice</u>	MIN	WR		
<b>6.00</b>	5 catches, 60 yds receiving			NYG 21 MIN 3	<b>FINAL</b>
	<u>Hakeem Nicks</u>	NYG	WR		
<b>9.60</b>	7 catches, 96 yds receiving			NYG 21 MIN 3	<b>FINAL</b>
	<u>Nate Kaeding</u>	SDG	K		
<b>7.00</b>	1 FG (48), 4 PATs			KAN 0 SDG 31	<b>FINAL</b>
	<u>San Diego Chargers</u>	SDG	D/ST		
<b>14.00</b>	34 tackles, 8 assists, 5 passes defensed, 4.0 sacks			KAN 0 SDG 31	<b>FINAL</b>
<b>81.80</b>					

### SCORING:

Michael Vick 1 yd rushing TD (6.00 pts)  
 Michael Vick 2 yd TD pass to Todd Herremans (4.00 pts)  
 Michael Vick 91 yd TD pass to DeSean Jackson (4.00 pts)  
 Nate Kaeding PAT (1.00 pts)  
 Nate Kaeding PAT (1.00 pts)  
 Nate Kaeding PAT (1.00 pts)  
 Nate Kaeding 48 yd FG (3.00 pts)  
 Nate Kaeding PAT (1.00 pts)

### GAME TOTAL BONUSES:

Michael Vick 270 yards passing (10.80 pts)  
 Michael Vick 16 combined rushing and receiving yds (1.60 pts)  
 Adrian Peterson 26 combined rushing and receiving yds (2.60 pts)

	<u>Donovan McNabb</u>	WAS	QB		
<b>17.12</b>	22-35, 228 yds passing (2 TDs)			TAM 17 WAS 16	<b>FINAL</b>
	<u>Jonathan Stewart</u>	CAR	RB		
<b>12.30</b>	18 carries, 133 yds rushing, 1 fumble(s)			ATL 31 CAR 10	<b>FINAL</b>
	<u>Danny Woodhead</u>	NWE	RB		
<b>8.20</b>	7 carries, 21 yds rushing (1 TDs) 2 catches, 1 yds receiving			NWE 36 CHI 7	<b>FINAL</b>
	<u>Reggie Wayne</u>	IND	WR		
<b>10.60</b>	4 catches, 106 yds receiving			IND 30 TEN 28	<b>FINAL</b>
	<u>Danario Alexander</u>	STL	WR		
<b>0.00</b>				STL 13 NOR 31	<b>FINAL</b>
	<u>Brandon Pettigrew</u>	DET	TE		
<b>1.40</b>	2 catches, 14 yds receiving			GNB 3 DET 7	<b>FINAL</b>
	<u>Nick Folk</u>	NYJ	K		
<b>6.00</b>	2 FGs (35,42)			MIA 10 NYJ 6	<b>FINAL</b>
	<u>Pittsburgh Steelers</u>	PIT	D/ST		
<b>21.00</b>	2 TDs, 38 tackles, 18 assists, 7 passes defensed, 3.0 sacks, 3 INT			CIN 7 PIT 23	<b>FINAL</b>
<b>76.62</b>					

### SCORING:

Donovan McNabb 1 yd TD pass to Logan Paulsen (4.00 pts)  
 Donovan McNabb 6 yd TD pass to Santana Moss (4.00 pts)  
 Danny Woodhead 3 yd rushing TD (6.00 pts)  
 Nick Folk 35 yd FG (3.00 pts)  
 Nick Folk 42 yd FG (3.00 pts)  
 Pittsburgh Steelers 14 yd interception return TD (6.00 pts)  
 Pittsburgh Steelers 45 yd interception return TD (6.00 pts)

### GAME TOTAL BONUSES:

Donovan McNabb 228 yards passing (9.12 pts)  
 Jonathan Stewart 133 combined rushing and receiving yds (13.30 pts)  
 Danny Woodhead 22 combined rushing and receiving yds (2.20 pts)

## HARGER FANTASY FOOTBALL LEAGUE 2010

### Week 14 – Head to Head

Arian Foster 125 combined rushing and receiving yds (12.50 pts)

Calvin Johnson 57 combined rushing and receiving yds (5.70 pts)

Sidney Rice 60 combined rushing and receiving yds (6.00 pts)

Hakeem Nicks 96 combined rushing and receiving yds (9.60 pts)

San Diego Chargers 4.0 sacks (4.00 pts)

San Diego Chargers 0 total points allowed (10.00 pts)

#### **DEDUCTIONS:**

Michael Vick 2 interceptions (-2.00 pts)

#### **BENCH:**

3.40 Ricky Williams, RB

11.50 Fred Jackson, RB

0.80 James Starks, RB

21.30 Pierre Garcon, WR

2.90 Kenny Britt, WR

0.00 Antonio Gates, TE

0.00 Joel Dreessen, TE

15.00 New England Patriots, D/ST

Reggie Wayne 106 combined rushing and receiving yds (10.60 pts)

Brandon Pettigrew 14 combined rushing and receiving yds (1.40 pts)

Pittsburgh Steelers 3.0 sacks (3.00 pts)

Pittsburgh Steelers 7 total points allowed (3.00 pts)

Pittsburgh Steelers 3 interceptions (3.00 pts)

#### **DEDUCTIONS:**

Jonathan Stewart 1 fumble lost (-1.00 pts)

#### **BENCH:**

22.76 Tom Brady, QB

17.00 Brian Westbrook, RB

4.00 Carnell Williams, RB

14.30 Felix Jones, RB

6.20 Donald Brown, RB

2.60 Steve Smith, WR

7.20 Larry Fitzgerald, WR

0.00 Patrick Crayton, WR




# HARGER FANTASY FOOTBALL LEAGUE 2010

## Week 14 – Head to Head



**The Columbus Knights**  
Owner: Jamie Johnston

VS



**JJammin-On-The-One**  
Owner: A.J. Harger

<b>3.34</b>	<u>Aaron Rodgers</u>	GNB	QB	GNB 3 DET 7	<b>FINAL</b>
	7-11, 46 yds passing, 1 INTs 2 carries, 25 yds rushing				
<b>4.50</b>	<u>Cedric Benson</u>	CIN	RB	CIN 7 PIT 23	<b>FINAL</b>
	8 carries, 19 yds rushing 3 catches, 26 yds receiving				
<b>4.90</b>	<u>Jamaal Charles</u>	KAN	RB	KAN 0 SDG 31	<b>FINAL</b>
	10 carries, 40 yds rushing 2 catches, 9 yds receiving				
<b>3.20</b>	<u>Brandon Lloyd</u>	DEN	WR	DEN 13 ARI 43	<b>FINAL</b>
	3 catches, 32 yds receiving				
<b>5.70</b>	<u>Santonio Holmes</u>	NYJ	WR	MIA 10 NYJ 6	<b>FINAL</b>
	2 catches, 57 yds receiving, 1 tackle				
<b>13.70</b>	<u>Mercedes Lewis</u>	JAC	TE	OAK 31 JAC 38	<b>FINAL</b>
	4 catches, 57 yds receiving (1 TDs)				
<b>13.00</b>	<u>David Akers</u>	PHI	K	PHI 30 DAL 27	<b>FINAL</b>
	3 FGs (39,50,28), 3 PATs				
<b>4.00</b>	<u>Dallas Cowboys</u>	DAL	D/ST	PHI 30 DAL 27	<b>FINAL</b>
	44 tackles, 13 assists, 3 passes defended, 2.0 sacks, 2 INT				
<b>52.34</b>					

### SCORING:

Mercedes Lewis 1 yd TD pass from David Garrard (8.00 pts)  
David Akers PAT (1.00 pts)  
David Akers PAT (1.00 pts)  
David Akers 39 yd FG (3.00 pts)  
David Akers 50 yd FG (4.00 pts)  
David Akers PAT (1.00 pts)  
David Akers 28 yd FG (3.00 pts)

### GAME TOTAL BONUSES:

Aaron Rodgers 46 yards passing (1.84 pts)  
Aaron Rodgers 25 combined rushing and receiving yds (2.50 pts)  
Cedric Benson 45 combined rushing and receiving yds (4.50 pts)  
Jamaal Charles 49 combined rushing and receiving yds (4.90 pts)  
Brandon Lloyd 32 combined rushing and receiving yds (3.20 pts)

<b>18.38</b>	<u>Jon Kitna</u>	DAL	QB	PHI 30 DAL 27	<b>FINAL</b>
	24-35, 242 yds passing (2 TDs), 2 INTs 3 carries, 27 yds rushing				
<b>30.40</b>	<u>Michael Turner</u>	ATL	RB	ATL 31 CAR 10	<b>FINAL</b>
	28 carries, 112 yds rushing (3 TDs) 1 catch, 12 yds receiving				
<b>17.30</b>	<u>Knowshon Moreno</u>	DEN	RB	DEN 13 ARI 43	<b>FINAL</b>
	19 carries, 81 yds rushing (1 TDs) 5 catches, 32 yds receiving, 1 tackle				
<b>7.90</b>	<u>Roddy White</u>	ATL	WR	ATL 31 CAR 10	<b>FINAL</b>
	8 catches, 79 yds receiving				
<b>0.00</b>	<u>Ben Obomanu</u>	SEA	WR	SEA 21 SFO 40	<b>FINAL</b>
<b>4.20</b>	<u>Steve Johnson</u>	BUF	WR	CLE 6 BUF 13	<b>FINAL</b>
	5 catches, 42 yds receiving				
<b>10.00</b>	<u>David Buehler</u>	DAL	K	PHI 30 DAL 27	<b>FINAL</b>
	2 FGs (50,43), 3 PATs1 assist				
<b>3.00</b>	<u>Oakland Raiders</u>	OAK	D/ST	OAK 31 JAC 38	<b>FINAL</b>
	46 tackles, 4 assists, 4 passes defended, 2.0 sacks, 1 INT				
<b>91.18</b>					

### SCORING:

Jon Kitna 1 yd TD pass to Jason Witten (4.00 pts)  
Jon Kitna 22 yd TD pass to Jason Witten (4.00 pts)  
Michael Turner 1 yd rushing TD (6.00 pts)  
Michael Turner 3 yd rushing TD (6.00 pts)  
Michael Turner 4 yd rushing TD (6.00 pts)  
Knowshon Moreno 1 yd rushing TD (6.00 pts)  
David Buehler PAT (1.00 pts)  
David Buehler 50 yd FG (4.00 pts)  
David Buehler 43 yd FG (3.00 pts)  
David Buehler PAT (1.00 pts)  
David Buehler PAT (1.00 pts)

### GAME TOTAL BONUSES:

Jon Kitna 242 yards passing (9.68 pts)  
Jon Kitna 27 combined rushing and receiving yds (2.70 pts)  
Michael Turner 124 combined rushing and receiving yds (12.40 pts)  
Knowshon Moreno 113 combined rushing and receiving yds (11.30 pts)  
Roddy White 79 combined rushing and receiving yds (7.90 pts)  
Steve Johnson 42 combined rushing and receiving yds (4.20 pts)

# HARGER FANTASY FOOTBALL LEAGUE 2010

## Week 14 – Head to Head

pts)

Santonio Holmes 57 combined rushing and receiving yds (5.70

pts)

Marcedes Lewis 57 combined rushing and receiving yds (5.70

pts)

Dallas Cowboys 2.0 sacks (2.00 pts)

Dallas Cowboys 2 interceptions (2.00 pts)

### **DEDUCTIONS:**

Aaron Rodgers 1 interception (-1.00 pts)

### **BENCH:**

9.48 Eli Manning, QB

0.00 Joseph Addai, RB

0.00 Randy Moss, WR

2.30 Roy Williams, WR

4.30 Vincent Jackson, WR

0.00 Percy Harvin, WR

3.00 Mason Crosby, K

8.00 New York Jets, D/ST

pts)

Oakland Raiders 2.0 sacks (2.00 pts)

Oakland Raiders 1 interception (1.00 pts)

### **DEDUCTIONS:**

Jon Kitna 2 interceptions (-2.00 pts)

### **BENCH:**

0.00 Matt Cassel, QB

13.58 Ryan Fitzpatrick, QB

5.40 LaDainian Tomlinson, RB

8.70 BenJarvus Green-Ellis, RB

4.70 Chris Ivory, RB

1.20 Steve Smith, WR

-0.80 Mike Thomas, WR

7.00 Sebastian Janikowski, K

# HARGER FANTASY FOOTBALL LEAGUE 2010

## Week 14 – Head to Head



**Roughriders**  
Owner: Bryan Ferryman

VS



**NO Mercy**  
Owner: Phillip Harger

<b>19.54</b>	<u>Drew Brees</u>	NOR	QB	STL 13 NOR 31	<b>FINAL</b>
	25-40, 221 yds passing (3 TDs), 2 INTs 1 carry, 7 yds rushing				
<b>13.90</b>	<u>Mike Tolbert</u>	SDG	RB	KAN 0 SDG 31	<b>FINAL</b>
	16 carries, 66 yds rushing (1 TDs) 1 catch, 13 yds receiving, 1 tackle				
<b>13.60</b>	<u>Mike Goodson</u>	CAR	RB	ATL 31 CAR 10	<b>FINAL</b>
	9 carries, 70 yds rushing (1 TDs) 1 catch, 6 yds receiving				
<b>4.10</b>	<u>Anquan Boldin</u>	BAL	WR	BAL 34 HOU 28	<b>FINAL</b>
	3 catches, 41 yds receiving				
<b>3.10</b>	<u>Jacoby Ford</u>	OAK	WR	OAK 31 JAC 38	<b>FINAL</b>
	1 carry, -2 yds rushing, 1 fumble(s) 2 catches, 43 yds receiving				
<b>22.90</b>	<u>Jason Witten</u>	DAL	TE	PHI 30 DAL 27	<b>FINAL</b>
	7 catches, 69 yds receiving (2 TDs)				
<b>7.00</b>	<u>Garrett Hartley</u>	NOR	K	STL 13 NOR 31	<b>FINAL</b>
	1 FG (40), 4 PATs				
<b>12.00</b>	<u>New Orleans Saints</u>	NOR	D/ST	STL 13 NOR 31	<b>FINAL</b>
	1 TD, 52 tackles, 13 assists, 8 passes defensed, 3.0 sacks, 2 INT, 2 FF, 1 FR				
<b>96.14</b>					

### SCORING:

Drew Brees 5 yd TD pass to Marques Colston (4.00 pts)  
Drew Brees 17 yd TD pass to Marques Colston (4.00 pts)  
Drew Brees 31 yd TD pass to Lance Moore (4.00 pts)  
Mike Tolbert 8 yd rushing TD (6.00 pts)  
Mike Goodson 13 yd rushing TD (6.00 pts)  
Jason Witten 1 yd TD pass from Jon Kitna (8.00 pts)  
Jason Witten 22 yd TD pass from Jon Kitna (8.00 pts)  
Garrett Hartley PAT (1.00 pts)  
Garrett Hartley PAT (1.00 pts)  
Garrett Hartley PAT (1.00 pts)  
Garrett Hartley PAT (1.00 pts)  
Garrett Hartley 40 yd FG (3.00 pts)  
New Orleans Saints 96 yd interception return TD (6.00 pts)

### GAME TOTAL BONUSES:

Drew Brees 221 yards passing (8.84 pts)  
Drew Brees 7 combined rushing and receiving yds (0.70 pts)

<b>15.54</b>	<u>Philip Rivers</u>	SDG	QB	KAN 0 SDG 31	<b>FINAL</b>
	18-24, 226 yds passing (2 TDs), 1 INTs 2 carries, 5 yds rushing, 1 fumble(s)				
<b>23.90</b>	<u>Chris Johnson</u>	TEN	RB	IND 30 TEN 28	<b>FINAL</b>
	22 carries, 111 yds rushing (1 TDs) 8 catches, 68 yds receiving				
<b>10.80</b>	<u>Peyton Hillis</u>	CLE	RB	CLE 6 BUF 13	<b>FINAL</b>
	21 carries, 108 yds rushing, 1 fumble(s) 4 catches, 10 yds receiving				
<b>17.10</b>	<u>Malcom Floyd</u>	SDG	WR	KAN 0 SDG 31	<b>FINAL</b>
	4 catches, 51 yds receiving (2 TDs)				
<b>4.80</b>	<u>Miles Austin</u>	DAL	WR	PHI 30 DAL 27	<b>FINAL</b>
	1 carry, 26 yds rushing 2 catches, 22 yds receiving, 1 tackle				
<b>0.00</b>	<u>Robert Meachem</u>	NOR	WR	STL 13 NOR 31	<b>FINAL</b>
<b>8.00</b>	<u>Neil Rackers</u>	HOU	K	BAL 34 HOU 28	<b>FINAL</b>
	2 FGs (24,42), 1 missed FG (52), 2 PATs				
<b>12.00</b>	<u>New York Giants</u>	NYG	D/ST	NYG 21 MIN 3	<b>FINAL</b>
	41 tackles, 16 assists, 9 passes defensed, 4.0 sacks, 1 INT				
<b>92.14</b>					

### SCORING:

Philip Rivers 17 yd TD pass to Malcom Floyd (4.00 pts)  
Philip Rivers 9 yd TD pass to Malcom Floyd (4.00 pts)  
Chris Johnson 1 yd rushing TD (6.00 pts)  
Malcom Floyd 17 yd TD pass from Philip Rivers (6.00 pts)  
Malcom Floyd 9 yd TD pass from Philip Rivers (6.00 pts)  
Neil Rackers PAT (1.00 pts)  
Neil Rackers 24 yd FG (3.00 pts)  
Neil Rackers 42 yd FG (3.00 pts)  
Neil Rackers PAT (1.00 pts)

### GAME TOTAL BONUSES:

Philip Rivers 226 yards passing (9.04 pts)  
Philip Rivers 5 combined rushing and receiving yds (0.50 pts)

## HARGER FANTASY FOOTBALL LEAGUE 2010

### Week 14 – Head to Head

Mike Tolbert 79 combined rushing and receiving yds (7.90 pts)  
Mike Goodson 76 combined rushing and receiving yds (7.60 pts)  
Anquan Boldin 41 combined rushing and receiving yds (4.10 pts)  
Jacoby Ford 41 combined rushing and receiving yds (4.10 pts)  
Jason Witten 69 combined rushing and receiving yds (6.90 pts)  
New Orleans Saints 3.0 sacks (3.00 pts)  
New Orleans Saints 2 interceptions (2.00 pts)  
New Orleans Saints 1 fumble recovered (1.00 pts)

#### DEDUCTIONS:

Drew Brees 2 interceptions (-2.00 pts)  
Jacoby Ford 1 fumble lost (-1.00 pts)

#### BENCH:

13.74 Sam Bradford, QB  
3.30 Tashard Choice, RB  
4.20 Jahvid Best, RB  
21.10 Deion Branch, WR  
1.10 Nate Burleson, WR  
5.30 Earl Bennett, WR  
0.10 Mario Manningham, WR  
0.60 Davone Bess, WR

Chris Johnson 179 combined rushing and receiving yds (17.90 pts)  
Peyton Hillis 118 combined rushing and receiving yds (11.80 pts)  
Malcom Floyd 51 combined rushing and receiving yds (5.10 pts)  
Miles Austin 48 combined rushing and receiving yds (4.80 pts)  
New York Giants 4.0 sacks (4.00 pts)  
New York Giants 3 total points allowed (7.00 pts)  
New York Giants 1 interception (1.00 pts)

#### DEDUCTIONS:

Philip Rivers 1 interception (-1.00 pts)  
Philip Rivers 1 fumble lost (-1.00 pts)  
Peyton Hillis 1 fumble lost (-1.00 pts)

#### BENCH:

3.14 Kyle Orton, QB  
4.60 Shonn Greene, RB  
1.80 Javon Ringer, RB  
5.80 LeGarrette Blount, RB  
14.20 Santana Moss, WR  
4.80 Jabar Gaffney, WR  
11.50 Wes Welker, WR  
9.10 Owen Daniels, TE

# HARGER FANTASY FOOTBALL LEAGUE 2010

## Week 14 – Head to Head



**Big Sexy**  
Owner: Robin Lucas



**Pigskin Princess**  
Owner: Leah Harger

VS

20.76	<u>Peyton Manning</u>	IND	QB	IND 30 TEN 28	<b>FINAL</b>
	25-35, 319 yds passing (2 TDs)				
0.10	<u>Thomas Jones</u>	KAN	RB	KAN 0 SDG 31	<b>FINAL</b>
	3 carries, 1 yds rushing				
15.30	<u>LeSean McCoy</u>	PHI	RB	PHI 30 DAL 27	<b>FINAL</b>
	16 carries, 149 yds rushing 3 catches, 4 yds receiving				
13.00	<u>Lance Moore</u>	NOR	WR	STL 13 NOR 31	<b>FINAL</b>
	5 catches, 70 yds receiving (1 TDs), 1 tackle				
1.10	<u>Jeremy Maclin</u>	PHI	WR	PHI 30 DAL 27	<b>FINAL</b>
	1 catch, 11 yds receiving				
9.00	<u>Mike Wallace</u>	PIT	WR	CIN 7 PIT 23	<b>FINAL</b>
	1 carry, 12 yds rushing 5 catches, 78 yds receiving				
11.00	<u>Shaun Suisham</u>	PIT	K	CIN 7 PIT 23	<b>FINAL</b>
	3 FGs (23,35,41), 2 PATs				
7.00	<u>Green Bay Packers</u>	GNB	D/ST	GNB 3 DET 7	<b>FINAL</b>
	47 tackles, 22 assists, 6 passes defended, 2.0 sacks, 2 INT				
77.26					

28.52	<u>Matt Schaub</u>	HOU	QB	BAL 34 HOU 28	<b>FINAL</b>
	31-62, 393 yds passing (3 TDs) (1 2XPs), 2 INTs 1 carry, 8 yds rushing				
7.50	<u>Rashard Mendenhall</u>	PIT	RB	CIN 7 PIT 23	<b>FINAL</b>
	18 carries, 66 yds rushing 1 catch, 9 yds receiving				
6.10	<u>Matt Forte</u>	CHI	RB	NWE 36 CHI 7	<b>FINAL</b>
	9 carries, 25 yds rushing 2 catches, 36 yds receiving				
1.20	<u>Donald Driver</u>	GNB	WR	GNB 3 DET 7	<b>FINAL</b>
	2 catches, 12 yds receiving				
26.00	<u>Andre Johnson</u>	HOU	WR	BAL 34 HOU 28	<b>FINAL</b>
	9 catches, 140 yds receiving (2 TDs)				
1.70	<u>Braylon Edwards</u>	NYJ	WR	MIA 10 NYJ 6	<b>FINAL</b>
	1 catch, 17 yds receiving				
1.00	<u>Robbie Gould</u>	CHI	K	NWE 36 CHI 7	<b>FINAL</b>
	1 PAT				
3.00	<u>Chicago Bears</u>	CHI	D/ST	NWE 36 CHI 7	<b>FINAL</b>
	59 tackles, 11 assists, 6 passes defended, 3.0 sacks				
75.02					

### SCORING:

- Peyton Manning 1 yd TD pass to Pierre Garcon (4.00 pts)
- Peyton Manning 19 yd TD pass to Pierre Garcon (4.00 pts)
- Lance Moore 31 yd TD pass from Drew Brees (6.00 pts)
- Shaun Suisham PAT (1.00 pts)
- Shaun Suisham 23 yd FG (3.00 pts)
- Shaun Suisham 35 yd FG (3.00 pts)
- Shaun Suisham PAT (1.00 pts)
- Shaun Suisham 41 yd FG (3.00 pts)

### GAME TOTAL BONUSES:

- Peyton Manning 319 yards passing (12.76 pts)
- Thomas Jones 1 combined rushing and receiving yds (0.10 pts)
- LeSean McCoy 153 combined rushing and receiving yds (15.30 pts)
- Lance Moore 70 combined rushing and receiving yds (7.00 pts)
- Jeremy Maclin 11 combined rushing and receiving yds (1.10 pts)
- Mike Wallace 90 combined rushing and receiving yds (9.00 pts)

### SCORING:

- Matt Schaub 46 yd TD pass to Andre Johnson (4.00 pts)
- Matt Schaub 7 yd TD pass to Jacoby Jones (4.00 pts)
- Matt Schaub 2XP pass to Jacoby Jones (2.00 pts)
- Matt Schaub 5 yd TD pass to Andre Johnson (4.00 pts)
- Andre Johnson 46 yd TD pass from Matt Schaub (6.00 pts)
- Andre Johnson 5 yd TD pass from Matt Schaub (6.00 pts)
- Robbie Gould PAT (1.00 pts)

### GAME TOTAL BONUSES:

- Matt Schaub 393 yards passing (15.72 pts)
- Matt Schaub 8 combined rushing and receiving yds (0.80 pts)
- Rashard Mendenhall 75 combined rushing and receiving yds (7.50 pts)
- Matt Forte 61 combined rushing and receiving yds (6.10 pts)
- Donald Driver 12 combined rushing and receiving yds (1.20 pts)
- Andre Johnson 140 combined rushing and receiving yds (14.00 pts)

## HARGER FANTASY FOOTBALL LEAGUE 2010

### Week 14 – Head to Head

pts)

Green Bay Packers 2.0 sacks (2.00 pts)

Green Bay Packers 7 total points allowed (3.00 pts)

Green Bay Packers 2 interceptions (2.00 pts)

#### **DEDUCTIONS:**

None.

#### **BENCH:**

4.90 Chad Henne, QB

17.60 Brandon Jacobs, RB

3.30 C.J. Spiller, RB

7.60 Brandon Marshall, WR

8.30 Mike Sims-Walker, WR

0.00 Legedu Naanee, WR

7.00 Josh Brown, K

4.00 Cincinnati Bengals, D/ST

Braylon Edwards 17 combined rushing and receiving yds (1.70 pts)

Chicago Bears 3.0 sacks (3.00 pts)

#### **DEDUCTIONS:**

Matt Schaub 2 interceptions (-2.00 pts)

#### **BENCH:**

6.90 Chester Taylor, RB

4.50 Ronnie Brown, RB

0.00 Marion Barber, RB

17.50 Ahmad Bradshaw, RB

19.80 Derrick Mason, WR

7.10 Chad Ochocinco, WR

0.00 Lee Evans, WR

4.00 Rob Bironas, K

## HARGER FANTASY FOOTBALL LEAGUE 2010

### Week 14 – Standings

<b>HFFL2010 Division</b>								
	W	L	T	PCT	PF	PA	DIV	STREAK
<a href="#">The Mighty Warriors</a>	10	4	0	0.714	1413.14	1191.58	10 - 4 - 0	Won 3
<a href="#">The Feds</a>	9	5	0	0.643	1231.84	1189.50	9 - 5 - 0	Lost 2
<a href="#">JJJammin-On-The-One</a>	9	5	0	0.643	1224.64	1027.52	9 - 5 - 0	Won 4
<a href="#">Doomsday II</a>	8	6	0	0.571	1150.78	1186.40	8 - 6 - 0	Won 2
<a href="#">Pigskin Princess</a>	8	6	0	0.571	1147.42	1129.60	8 - 6 - 0	Lost 4
<a href="#">NO Mercy</a>	7	7	0	0.500	1228.66	1234.60	7 - 7 - 0	Lost 2
<a href="#">The Columbus Knights</a>	6	8	0	0.429	1204.48	1250.96	6 - 8 - 0	Lost 1
<a href="#">Roughriders</a>	6	8	0	0.429	1041.94	1195.40	6 - 8 - 0	Won 1
<a href="#">Big Sexy</a>	5	9	0	0.357	1102.70	1200.58	5 - 9 - 0	Won 2
<a href="#">The General</a>	2	12	0	0.143	1108.76	1248.22	2 - 12 - 0	Lost 12

#### Week 14 Results

<b>Doomsday II</b>	<b>108.18</b>	The Feds	86.10
<b>The Mighty Warriors</b>	<b>81.80</b>	The General	76.62
The Columbus Knights	52.34	<b>JJJammin-On-The-One</b>	<b>91.18</b>
<b>Roughriders</b>	<b>96.14</b>	NO Mercy	92.14
<b>Big Sexy</b>	<b>77.26</b>	Pigskin Princess	75.02

**HARGER FANTASY FOOTBALL LEAGUE 2010**  
**Week 14 – Starting Points Summary**

 <a href="#">Doomsday II</a>	<b>108.18</b>	 <a href="#">The Mighty Warriors</a>	<b>81.80</b>
 <a href="#">The Feds</a>	<b>86.10</b>	 <a href="#">The General</a>	<b>76.62</b>
<a href="#">GameCast</a>   <a href="#">GameCenter</a>   <b>Final</b> Actual vs Best: <a href="#">Doomsday II</a>   <a href="#">The Feds</a> High Scorer: <a href="#">Darren McFadden</a> (38.90 points)		<a href="#">GameCast</a>   <a href="#">GameCenter</a>   <b>Final</b> Actual vs Best: <a href="#">The Mighty Warriors</a>   <a href="#">The General</a> High Scorer: <a href="#">Michael Vick</a> (24.40 points)	
 <a href="#">The Columbus Knights</a>	<b>52.34</b>	 <a href="#">Roughriders</a>	<b>96.14</b>
<a href="#">JJJammin-On-The-One</a>	<b>91.18</b>	 <a href="#">NO Mercy</a>	<b>92.14</b>
<a href="#">GameCast</a>   <a href="#">GameCenter</a>   <b>Final</b> Actual vs Best: <a href="#">The Columbus Knights</a>   <a href="#">JJJammin-On-The-One</a> High Scorer: <a href="#">Michael Turner</a> (30.40 points)		<a href="#">GameCast</a>   <a href="#">GameCenter</a>   <b>Final</b> Actual vs Best: <a href="#">Roughriders</a>   <a href="#">NO Mercy</a> High Scorer: <a href="#">Chris Johnson</a> (23.90 points)	
 <a href="#">Big Sexy</a>	<b>77.26</b>		
<a href="#">Pigskin Princess</a>	<b>75.02</b>		
<a href="#">GameCast</a>   <a href="#">GameCenter</a>   <b>Final</b> Actual vs Best: <a href="#">Big Sexy</a>   <a href="#">Pigskin Princess</a> High Scorer: <a href="#">Matt Schaub</a> (28.52 points)			

League Average: 83.678







# Harger Fantasy Football League

## Top Quarterback Scoring

PLAYER	NFL	INJ	BYE	FA	TOTAL	AVG	14	13	12	11	10	9	8	7	6	5	4	3	2	1
J.T. O'Sullivan	OAK	-	10	*	0.00	0.00	0.00	0.00	0.00	0.00	bye	0.00	0.00	0.00	0.00	0.00	0.00	0.00	0.00	0.00
Josh McCown	CAR	-	6	*	0.00	0.00	0.00	0.00	0.00	0.00	0.00	0.00	0.00	0.00	bye	0.00	0.00	0.00	0.00	0.00
Joey Harrington	NOR	-	10	*	0.00	0.00	0.00	0.00	0.00	0.00	bye	0.00	0.00	0.00	0.00	0.00	0.00	0.00	0.00	0.00
Patrick Ramsey	MIN	-	4	*	0.00	0.00	0.00	0.00	0.00	0.00	0.00	0.00	0.00	0.00	0.00	0.00	bye	0.00	0.00	0.00
Byron Leftwich	PIT	-	5	*	0.00	0.00	0.00	0.00	0.00	0.00	0.00	0.00	0.00	0.00	0.00	bye	0.00	0.00	0.00	0.00
Chris Simms	TEN	-	9	*	0.00	0.00	0.00	0.00	0.00	0.00	0.00	bye	0.00	0.00	0.00	0.00	0.00	0.00	0.00	0.00
J.P. Losman	SEA	-	5	*	0.00	0.00	0.00	0.00	0.00	0.00	0.00	0.00	0.00	0.00	0.00	bye	0.00	0.00	0.00	0.00
Jim Sorgi	NYG	X	8	*	0.00	0.00	0.00	0.00	0.00	0.00	0.00	0.00	bye	0.00	0.00	0.00	0.00	0.00	0.00	0.00
Charlie Frye	OAK	X	10	*	0.00	0.00	0.00	0.00	0.00	0.00	bye	0.00	0.00	0.00	0.00	0.00	0.00	0.00	0.00	0.00
Matt Leinart	HOU	-	7	*	0.00	0.00	0.00	0.00	0.00	0.00	0.00	0.00	0.00	bye	0.00	0.00	0.00	0.00	0.00	0.00
Kellen Clemens	NYJ	-	7	*	0.00	0.00	0.00	0.00	0.00	0.00	0.00	0.00	0.00	bye	0.00	0.00	0.00	0.00	0.00	0.00
D.J. Shockley	ATL	-	8	*	0.00	0.00	0.00	0.00	0.00	0.00	0.00	0.00	bye	0.00	0.00	0.00	0.00	0.00	0.00	0.00
JaMarcus Russell	OAK	-	10	*	0.00	0.00	0.00	0.00	0.00	0.00	bye	0.00	0.00	0.00	0.00	0.00	0.00	0.00	0.00	0.00
Brady Quinn	DEN	-	9	*	0.00	0.00	0.00	0.00	0.00	0.00	0.00	bye	0.00	0.00	0.00	0.00	0.00	0.00	0.00	0.00
John Beck	WAS	-	9	*	0.00	0.00	0.00	0.00	0.00	0.00	0.00	bye	0.00	0.00	0.00	0.00	0.00	0.00	0.00	0.00
Jeff Rowe	NWE	-	5	*	0.00	0.00	0.00	0.00	0.00	0.00	0.00	0.00	0.00	0.00	0.00	bye	0.00	0.00	0.00	0.00
Matt Gutierrez	CHI	-	8	*	0.00	0.00	0.00	0.00	0.00	0.00	0.00	0.00	bye	0.00	0.00	0.00	0.00	0.00	0.00	0.00
Brian Brohm	BUF	-	6	*	0.00	0.00	0.00	0.00	0.00	0.00	0.00	0.00	0.00	0.00	bye	0.00	0.00	0.00	0.00	0.00
Kevin O'Connell	NYJ	X	7	*	0.00	0.00	0.00	0.00	0.00	0.00	0.00	0.00	0.00	bye	0.00	0.00	0.00	0.00	0.00	0.00
John David Booty	HOU	-	7	*	0.00	0.00	0.00	0.00	0.00	0.00	0.00	0.00	0.00	0.00	bye	0.00	0.00	0.00	0.00	0.00
Erik Ainge	NYJ	-	7	*	0.00	0.00	0.00	0.00	0.00	0.00	0.00	0.00	0.00	bye	0.00	0.00	0.00	0.00	0.00	0.00
Colt Brennan	OAK	-	10	*	0.00	0.00	0.00	0.00	0.00	0.00	bye	0.00	0.00	0.00	0.00	0.00	0.00	0.00	0.00	0.00
Brett Ratliff	CLE	-	8	*	0.00	0.00	0.00	0.00	0.00	0.00	0.00	0.00	bye	0.00	0.00	0.00	0.00	0.00	0.00	0.00
Pat White	MIA	-	5	*	0.00	0.00	0.00	0.00	0.00	0.00	0.00	0.00	0.00	0.00	0.00	bye	0.00	0.00	0.00	0.00
Stephen McGee	DAL	-	4	*	0.00	0.00	0.00	0.00	0.00	0.00	0.00	0.00	0.00	0.00	0.00	0.00	bye	0.00	0.00	0.00
Rhett Bomar	NYG	-	8	*	0.00	0.00	0.00	0.00	0.00	0.00	0.00	0.00	bye	0.00	0.00	0.00	0.00	0.00	0.00	0.00
Nate Davis	SFO	-	9	*	0.00	0.00	0.00	0.00	0.00	0.00	0.00	bye	0.00	0.00	0.00	0.00	0.00	0.00	0.00	0.00
Tom Brandstater	MIA	-	5	*	0.00	0.00	0.00	0.00	0.00	0.00	0.00	0.00	0.00	0.00	0.00	bye	0.00	0.00	0.00	0.00
Mike Teel	CHI	-	8	*	0.00	0.00	0.00	0.00	0.00	0.00	0.00	0.00	bye	0.00	0.00	0.00	0.00	0.00	0.00	0.00
Keith Null	CAR	-	6	*	0.00	0.00	0.00	0.00	0.00	0.00	0.00	0.00	0.00	0.00	bye	0.00	0.00	0.00	0.00	0.00
Curtis Painter	IND	-	7	*	0.00	0.00	0.00	0.00	0.00	0.00	0.00	0.00	0.00	0.00	bye	0.00	0.00	0.00	0.00	0.00
Richard Bartel	ARI	-	6	*	0.00	0.00	0.00	0.00	0.00	0.00	0.00	0.00	0.00	0.00	bye	0.00	0.00	0.00	0.00	0.00
Drew Willy	IND	-	7	*	0.00	0.00	0.00	0.00	0.00	0.00	0.00	0.00	0.00	0.00	bye	0.00	0.00	0.00	0.00	0.00
Mike Kafka	PHI	-	8	*	0.00	0.00	0.00	0.00	0.00	0.00	0.00	0.00	bye	0.00	0.00	0.00	0.00	0.00	0.00	0.00
Jonathan Crompton	NWE	-	5	*	0.00	0.00	0.00	0.00	0.00	0.00	0.00	0.00	0.00	0.00	0.00	bye	0.00	0.00	0.00	0.00
Dan LeFevour	CIN	-	6	*	0.00	0.00	0.00	0.00	0.00	0.00	0.00	0.00	0.00	0.00	bye	0.00	0.00	0.00	0.00	0.00
Levi Brown	BUF	-	6	*	0.00	0.00	0.00	0.00	0.00	0.00	0.00	0.00	0.00	0.00	bye	0.00	0.00	0.00	0.00	0.00
Sean Canfield	NOR	-	10	*	0.00	0.00	0.00	0.00	0.00	0.00	bye	0.00	0.00	0.00	0.00	0.00	0.00	0.00	0.00	0.00
Zac Robinson	DET	-	7	*	0.00	0.00	0.00	0.00	0.00	0.00	0.00	0.00	0.00	bye	0.00	0.00	0.00	0.00	0.00	0.00
Jevan Snead	TAM	-	4	*	0.00	0.00	0.00	0.00	0.00	0.00	0.00	0.00	0.00	0.00	0.00	0.00	bye	0.00	0.00	0.00
Jarrett Brown	SFO	-	9	*	0.00	0.00	0.00	0.00	0.00	0.00	0.00	bye	0.00	0.00	0.00	0.00	0.00	0.00	0.00	0.00
Tim Hiller	IND	-	7	*	0.00	0.00	0.00	0.00	0.00	0.00	0.00	0.00	0.00	bye	0.00	0.00	0.00	0.00	0.00	0.00
Hunter Cantwell	BAL	-	8	*	0.00	0.00	0.00	0.00	0.00	0.00	0.00	0.00	bye	0.00	0.00	0.00	0.00	0.00	0.00	0.00
Sage Rosenfels	NYG	-	8	*	-0.30	-0.02	0.00	0.00	0.00	0.00	0.00	-0.30	bye	0.00	0.00	0.00	0.00	0.00	0.00	0.00
Todd Collins	CHI	-	8	*	-1.36	-0.10	0.00	0.00	0.00	0.00	0.00	0.00	bye	0.00	0.00	-2.72	0.44	0.92	0.00	0.00
Brian Hoyer	NWE	-	5	*	-1.50	-0.12	-0.20	0.00	0.00	0.00	0.00	-1.10	0.00	0.00	0.00	bye	-0.20	0.00	0.00	0.00



## Top Running Back Scoring

PLAYER	NFL	INJ	BYE	FA	TOTAL	AVG	14	13	12	11	10	9	8	7	6	5	4	3	2	1
Arian Foster	HOU	P	7		271.20	20.86	12.50	22.90	21.80	25.30	12.00	31.70	22.70	bye	21.70	2.70	30.70	11.60	13.80	41.80
Peyton Hillis	CLE	-	8		225.12	17.32	10.80	7.90	37.40	20.30	15.90	33.00	bye	13.52	9.00	12.70	17.00	24.00	12.10	11.50
Adrian Peterson	MIN	Q	4		220.10	16.93	2.60	28.80	13.00	8.80	7.50	26.40	20.20	23.20	13.10	10.80	bye	31.00	24.60	10.10
LeSean McCoy	PHI	-	8		204.00	15.69	15.30	25.00	12.00	20.00	15.40	10.30	bye	10.20	8.50	19.80	16.40	6.10	30.80	14.20
Darren McFadden	OAK	-	10		201.00	15.46	38.90	17.70	6.50	3.00	bye	10.40	13.50	43.60	0.00	0.00	12.90	18.20	15.30	21.00
Maurice Jones-Drew	JAC	Q	9		196.30	15.10	18.00	19.00	12.20	26.00	24.30	bye	14.80	18.10	6.50	9.30	24.10	8.90	3.80	11.30
Michael Turner	ATL	-	8		191.90	14.76	30.40	14.80	17.40	18.70	3.90	22.70	bye	26.40	4.90	14.00	7.80	18.50	7.50	4.90
Chris Johnson	TEN	-	9		190.40	14.65	23.90	6.70	0.70	13.60	18.40	bye	14.30	7.30	19.10	25.20	5.40	24.50	4.30	27.00
Ahmad Bradshaw	NYG	-	8		181.70	13.98	17.50	22.50	10.30	1.40	13.50	21.20	bye	12.80	14.30	8.90	19.30	16.80	8.90	14.30
Jamaal Charles	KAN	-	4		178.50	13.73	4.90	13.60	22.60	12.60	18.10	10.00	23.80	13.10	11.70	9.10	bye	15.40	7.60	16.00
Rashard Mendenhall	PIT	-	5		171.80	13.22	7.50	6.30	20.10	10.90	5.50	19.00	14.50	4.30	15.90	bye	20.80	20.30	7.20	19.50
Matt Forte	CHI	-	8		167.80	12.91	6.10	16.00	13.90	16.40	7.80	8.10	bye	6.30	11.10	30.80	3.30	4.30	12.60	31.10
Steven Jackson	STL	-	9		159.90	12.30	12.40	17.50	6.60	6.10	20.80	bye	6.30	14.50	17.10	12.60	12.40	12.40	12.50	8.70
Frank Gore	SFO	X	9	*	158.50	12.19	0.00	0.00	5.20	6.00	21.40	bye	18.50	15.90	14.90	11.30	13.70	14.50	28.80	8.30
Ray Rice	BAL	-	8		155.70	11.98	12.00	5.00	13.20	19.10	10.20	18.00	bye	7.30	12.60	27.90	2.90	9.60	11.70	6.20
Knowshon Moreno	DEN	-	9		152.10	11.70	17.30	17.50	16.80	18.00	21.60	bye	5.90	21.00	3.80	0.00	0.00	0.00	17.80	12.40
BenJarvus Green-Ellis	NWE	-	5		151.00	11.62	8.70	19.90	17.90	16.00	12.30	1.40	24.30	8.40	8.00	bye	13.60	16.40	1.90	2.20
Mike Tolbert	SDG	-	10		150.70	11.59	13.90	6.30	17.80	21.30	bye	5.40	15.00	7.80	6.30	8.50	16.30	8.00	21.50	2.60
LaDainian Tomlinson	NYJ	T	7		147.70	11.36	5.40	6.10	6.30	10.70	11.00	10.20	8.30	bye	18.70	10.70	27.50	14.80	10.20	7.80
Cedric Benson	CIN	-	6		142.20	10.94	4.50	18.30	4.10	19.60	4.10	13.40	8.10	6.60	bye	18.30	6.00	21.00	7.80	10.40
Fred Jackson	BUF	-	6		136.60	10.51	11.50	4.80	22.30	24.90	28.00	8.60	7.50	7.70	bye	6.60	2.10	0.80	9.90	1.90
Brandon Jacobs	NYG	-	8		122.20	9.40	17.60	22.30	8.70	3.20	2.80	7.80	bye	12.50	15.50	10.10	12.60	1.80	0.80	6.50
Jahvid Best	DET	P	7		119.40	9.18	4.20	9.70	0.00	1.70	3.90	8.80	7.90	bye	4.70	10.40	7.40	3.90	41.20	15.60
Thomas Jones	KAN	-	4		117.40	9.03	0.10	10.70	8.20	19.10	2.20	3.20	8.20	18.50	17.00	1.90	bye	15.60	8.80	3.90
Brandon Jackson	GNB	-	10		109.90	8.45	2.80	7.60	3.60	6.60	bye	18.80	7.20	16.40	8.20	14.00	3.40	3.90	9.90	7.50
Felix Jones	DAL	-	4		107.80	8.29	14.30	9.10	11.30	7.60	19.60	1.60	3.60	6.20	9.30	12.60	bye	4.30	1.90	6.40
Tim Hightower	ARI	-	6		104.30	8.02	25.80	8.60	0.00	8.60	12.20	3.90	1.10	5.30	bye	0.60	2.40	4.00	18.40	13.40
Danny Woodhead	NWE	-	5		101.10	7.78	8.20	11.50	4.50	15.00	3.30	9.20	11.80	5.20	11.50	bye	10.70	10.20	0.00	0.00
Chris Ivory	NOR	Q	10		98.00	7.54	4.70	23.70	15.80	15.90	bye	5.00	0.70	4.80	17.50	3.90	5.70	0.30	0.00	0.00
Ronnie Brown	MIA	-	5		97.00	7.46	4.50	7.70	8.50	2.90	7.10	15.90	6.80	3.40	7.50	bye	5.60	5.30	7.30	14.50
LeGarrette Blount	TAM	-	4		95.60	7.35	5.80	16.30	5.50	8.20	15.10	4.60	23.90	7.20	0.00	0.30	bye	8.70	0.00	0.00
Marshawn Lynch	SEA	-	5	*	95.40	7.34	6.60	28.00	3.30	3.50	12.20	4.80	0.70	8.90	11.30	bye	-0.20	8.60	6.40	1.30
Michael Bush	OAK	-	10		92.00	7.08	2.20	15.50	0.10	5.10	bye	1.70	16.60	12.50	5.90	19.50	11.60	1.30	0.00	0.00
Ryan Torain	WAS	Q	9		85.80	6.60	18.20	0.00	0.00	0.00	0.00	bye	8.90	11.50	22.90	6.70	13.00	4.60	0.00	0.00
Mike Goodson	CAR	-	6		85.50	6.58	13.60	7.90	19.60	15.10	10.30	4.70	1.70	-0.50	bye	0.00	0.00	4.70	5.30	3.10
Carnell Williams	TAM	-	4		84.80	6.52	4.00	1.40	6.00	11.80	14.50	2.20	3.60	10.60	7.10	3.30	bye	4.60	5.90	9.80
Ricky Williams	MIA	-	5		83.40	6.42	3.40	6.70	15.80	1.30	7.00	0.10	10.90	4.80	6.30	bye	16.10	2.80	2.00	6.20
Justin Forsett	SEA	-	5	*	81.20	6.25	1.40	6.00	1.00	4.30	15.50	0.40	3.70	7.20	13.60	bye	7.50	9.40	5.20	6.00
Shonn Greene	NYJ	-	7	*	79.70	6.13	4.60	6.70	8.10	3.20	9.40	5.50	3.20	bye	4.30	11.70	11.70	3.60	6.00	1.70
Keiland Williams	WAS	-	9	*	78.00	6.00	7.60	2.10	2.60	9.50	31.90	bye	11.30	0.00	9.10	1.00	0.00	1.40	1.50	0.00
Jason Snelling	ATL	Q	8	*	77.90	5.99	0.00	0.00	3.90	2.80	12.70	3.90	bye	1.90	2.70	2.00	3.60	7.00	36.60	0.80
Jonathan Stewart	CAR	-	6		77.30	5.95	12.30	15.90	9.80	0.00	0.00	2.00	3.80	2.90	bye	3.40	13.60	8.10	4.30	1.20
Darren Sproles	SDG	-	10	*	71.70	5.52	10.40	-0.30	4.10	13.40	bye	0.90	13.70	7.70	5.70	3.30	0.70	1.60	10.00	0.50
Joseph Addai	IND	Q	7		69.40	5.34	0.00	0.00	0.00	0.00	0.00	0.00	0.00	bye	17.80	8.90	20.20	3.90	11.30	7.30
Ryan Matthews	SDG	-	10		69.20	5.32	13.10	0.00	0.00	0.00	bye	5.00	11.40	2.20	7.60	5.90	12.80	0.00	4.50	6.70
Willis McGahee	BAL	Q	8	*	67.20	5.17	6.70	0.70	2.20	1.30	0.40	12.60	bye	13.40	0.00	12.70	9.10	2.90	1.00	4.20
Donald Brown	IND	-	7		59.20	4.55	6.20	0.80	7.10	10.80	5.00	9.70	2.90	bye	0.00	0.00	0.00	1.20	14.80	0.70
Rashad Jennings	JAC	-	9	*	58.20	4.48	16.90	11.40	11.30	1.20	0.80	bye	0.00	0.00	0.00	0.00	1.50	3.30	8.80	3.00
Chester Taylor	CHI	T	8		56.60	4.35	6.90	12.40	-0.30	1.00	4.10	8.70	bye	3.00	3.50	5.40	2.20	0.90	1.50	7.30
Marion Barber	DAL	Q	4		54.20	4.17	0.00	0.00	8.70	5.10	4.50	1.40	7.60	1.30	4.60	1.90	bye	12.00	3.10	4.00
Javaris James	IND	-	7	*	52.50	4.04	10.90	15.50	1.20	2.70	8.60	13.20	0.40	bye	0.00	0.00	0.00	0.00	0.00	0.00
Chris Wells	ARI	P	6	*	51.10	3.93	1.60	2.40	5.60	3.90	0.00	-0.20	12.40	11.40	bye	4.00	2.50	7.50	0.00	0.00
DeAngelo Williams	CAR	X	6	*	47.20	3.63	0.00	0.00	0.00	0.00	0.00	0.00	0.00	5.30	bye	5.90	16.00	6.40	7.40	6.20
Derrick Ward	HOU	-	7	*	44.90	3.45	0.30	1.50	4.70	0.00	1.10	1.20	1.40	bye	13.00	7.30	14.00	0.40	0.00	0.00
Brian Westbrook	SFO	P	9		44.40	3.42	17.00	3.10	19.60	0.00	0.40	bye	1.30	-0.10	1.90	0.60	0.00	0.60	0.00	0.00
Maurice Morris	DET	P	7	*	42.70	3.28	5.70	4.00	19.50	7.10	0.00	0.00	0.00	bye	0.00	0.00	0.00	4.10	0.80	1.50
C.J. Spiller	BUF	-	6		42.40	3.26	3.30	3.60	0.00	0.00	1.40	2.50	4.50	2.30	bye	3.40	1.50	15.90	2.60	1.40
John Kuhn	GNB	-	10	*	41.40	3.18	0.60	7.70	0.90	0.00	bye	6.20	2.10	1.20	0.90	1.70	3.90	5.10	3.60	7.50
Toby Gerhart	MIN	-	4		41.00	3.15	1.20	5.20	14.10	3.40	3.70	0.90	6.70	3.00	0.40	0.70	bye	0.20	1.50	0.00
Pierre Thomas	NOR	-	10	*	40.80	3.14	6.80	0.00	0.00	0.00	bye	0.00	0.00	0.00	0.00	0.00	0.00	9.10	10.30	14.60
Clinton Portis	WAS	X	9	*	40.20	3.09	0.00	0.00	0.00	4.60	0.00	bye	0.00	0.00	0.00	0.00	8.10	5.80	15.30	6.40
Ladell Betts	NOR	X	10	*	40.10	3.08	0.00	0.00	0.00	3.70	bye	9.20	0.80	4.80	8.60	6.00	7.00	0.00	0.00	0.00
LaRod Stephens-Howling	ARI	-	6	*	39.60	3.05	2.40	0.00	1.30	0.00	1.40	6.90	10.10	1.30	bye	0.80	0.40	6.00	2.50	6.50
Isaac Redman	PIT	-	5	*	36.80	2.83	1.00	9.30	2.50	10.30	0.00	0.20	1.90	0.90	3.10	bye	0.60	4.00	1.10	1.90
Earnest Graham	TAM	-	4	*	35.58	2.74	0.70	4.08	0.00	0.70	0.00	0.00	0.40	0.00	0.00	12.50	bye	7.00	9.40	0.80
Kenneth Darby	STL	Q	9	*	34.20	2.63	0.00	1.20	6.40	0.00	0									



# Harger Fantasy Football League

www.rtsports.com

2010 thru Week 14

19-Dec-2010 09:21 AM Eastern

## Top Running Back Scoring

PLAYER	NFL	INJ	BYE	FA	TOTAL	AVG	14	13	12	11	10	9	8	7	6	5	4	3	2	1
Julius Jones	NOR	-	10	*	26.00	2.00	0.00	0.90	6.60	1.20	bye	6.20	3.60	0.70	3.80	0.00	0.00	0.00	1.20	1.80
Kevin Smith	DET	X	7	*	24.80	1.91	0.00	0.00	0.00	0.00	6.00	3.70	6.70	bye	1.70	3.30	3.40	0.00	0.00	0.00
Brian Leonard	CIN	-	6	*	23.90	1.84	1.70	2.80	0.30	2.30	5.00	1.40	0.20	0.00	bye	0.90	7.10	2.20	0.00	0.00
Reggie Bush	NOR	-	10	*	23.10	1.78	6.10	2.60	0.30	0.00	bye	0.00	0.00	0.00	0.00	0.00	0.00	0.00	9.40	4.70
Bernard Scott	CIN	-	6	*	20.90	1.61	1.50	4.30	0.00	-0.90	0.80	-1.00	2.20	5.70	bye	-0.60	0.70	1.50	1.70	5.00
Ovie Mughelli	ATL	-	8	*	19.40	1.49	1.90	9.20	1.60	0.00	0.70	0.00	bye	0.00	0.20	0.20	0.20	2.90	2.50	0.00
Patrick Cobbs	MIA	-	5	*	19.40	1.49	0.00	1.10	9.20	0.10	9.60	0.00	0.00	0.00	0.00	bye	0.00	-0.60	0.00	0.00
Owen Schmitt	PHI	-	8	*	19.30	1.48	0.20	6.50	0.00	1.40	0.60	1.20	bye	0.60	-0.10	1.90	4.30	0.60	2.10	0.00
LeRon McClain	BAL	Q	8	*	19.10	1.47	2.20	0.00	0.00	1.60	0.50	1.70	bye	3.50	1.10	2.40	2.00	2.20	0.80	1.10
Mike Sellers	WAS	-	9	*	18.90	1.45	2.80	1.70	0.00	0.60	2.80	bye	0.00	1.50	1.70	2.20	0.50	1.10	3.80	0.20
Fred Taylor	NWE	-	5	*	12.90	0.99	1.60	0.90	0.00	0.00	0.00	0.00	0.00	0.00	0.00	bye	0.00	1.60	1.10	7.70
Spencer Larsen	DEN	P	9	*	12.90	0.99	0.00	0.00	1.10	0.00	8.00	bye	0.00	2.90	0.10	0.00	0.00	0.00	0.40	0.40
Laurence Maroney	DEN	-	9	*	12.40	0.95	0.00	0.00	0.00	0.00	0.00	bye	0.00	0.00	1.80	2.70	1.50	6.40	0.00	0.00
Deji Karim	JAC	-	9	*	11.50	0.88	0.00	0.00	0.00	0.00	0.00	bye	0.30	3.00	1.20	7.00	0.00	0.00	0.00	0.00
Michael Robinson	SEA	-	5	*	11.22	0.86	3.30	1.40	0.00	0.00	0.00	0.00	0.00	1.00	0.30	bye	1.82	0.00	2.20	1.20
Kevin Faulk	NWE	X	5	*	10.70	0.82	0.00	0.00	0.00	0.00	0.00	0.00	0.00	0.00	0.00	bye	0.00	0.00	3.70	7.00
Jerome Felton	DET	-	7	*	10.70	0.82	1.50	0.20	0.70	0.40	2.30	0.30	0.30	bye	0.80	0.70	1.80	1.00	0.00	0.70
Tyrell Sutton	CAR	-	6	*	10.70	0.82	2.00	3.10	0.00	0.00	0.00	5.60	0.00	0.00	bye	0.00	0.00	0.00	0.00	0.00
James Davis	WAS	-	9	*	10.50	0.81	0.00	8.10	1.50	0.00	0.00	bye	0.00	0.00	0.00	0.00	0.00	0.90	0.00	0.00
Steve Slaton	HOU	-	7	*	10.40	0.80	0.00	0.00	0.00	0.00	0.00	0.00	0.00	bye	0.00	-0.10	4.50	1.70	1.40	2.90
Aaron Brown	DET	-	7	*	10.30	0.79	0.00	0.00	6.50	1.50	0.00	0.00	0.00	bye	0.00	0.00	0.00	0.00	2.30	0.00
Heath Evans	NOR	-	10	*	10.10	0.78	0.00	0.00	0.00	0.40	bye	0.00	0.20	0.20	6.40	0.00	0.40	0.00	1.80	0.70
Danny Ware	NYG	-	8	*	10.00	0.77	0.60	0.10	0.70	0.00	0.00	6.60	bye	0.00	0.00	0.00	0.00	2.00	0.00	0.00
Jackie Battle	KAN	-	4	*	9.60	0.74	0.80	0.00	0.00	0.00	0.40	0.00	0.30	7.20	0.00	bye	0.90	0.00	0.00	0.00
Sammy Morris	NWE	-	5	*	9.40	0.72	0.20	0.40	1.50	0.50	0.80	1.20	0.00	0.20	0.30	bye	0.30	1.90	1.90	0.20
Vonta Leach	HOU	-	7	*	9.10	0.70	0.00	2.10	0.70	0.00	0.00	0.00	0.70	bye	0.00	1.80	0.00	1.80	2.00	0.00
Corey McIntyre	BUF	-	6	*	8.90	0.68	1.40	-0.20	0.00	0.20	0.10	6.10	0.00	0.90	bye	0.10	0.10	0.00	0.20	0.00
Naufahu Tahı	MIN	-	4	*	8.70	0.67	0.00	0.00	0.70	1.00	0.00	0.00	6.90	0.00	0.00	0.00	bye	0.00	0.10	0.00
Lousaka Polite	MIA	-	5	*	8.60	0.66	0.50	-0.10	0.20	0.00	1.50	0.00	0.80	0.40	0.70	bye	0.00	1.80	1.00	1.80
Chris Gronkowski	DAL	-	4	*	8.30	0.64	0.00	0.00	0.00	0.00	0.00	0.00	0.00	0.00	1.00	0.00	bye	0.00	7.30	0.00
James Starks	GNB	-	10	*	8.10	0.62	0.80	7.30	0.00	0.00	bye	0.00	0.00	0.00	0.00	0.00	0.00	0.00	0.00	0.00
Ahmad Hall	TEN	-	9	*	7.90	0.61	2.60	0.00	-0.10	1.90	1.10	bye	0.00	0.00	0.10	0.00	0.70	0.00	1.30	0.30
Keith Toston	STL	-	9	*	7.70	0.59	4.50	0.00	0.00	0.00	0.00	bye	0.00	0.70	0.00	0.00	0.30	2.20	0.00	0.00
Lance Ball	DEN	-	9	*	7.60	0.58	3.50	0.00	3.10	0.10	0.90	bye	0.00	0.00	0.00	0.00	0.00	0.00	0.00	0.00
Dimitri Nance	GNB	-	10	*	6.60	0.51	1.80	0.00	0.00	3.70	bye	0.50	0.00	0.00	0.00	0.00	0.00	0.00	0.60	0.00
Mike Bell	CLE	T	8	*	6.30	0.48	0.80	0.00	1.40	0.10	0.00	0.70	bye	-0.30	0.30	0.80	1.10	1.40	0.00	0.00
Eldra Buckley	PHI	-	8	*	5.60	0.43	0.00	0.00	0.30	0.00	1.30	0.00	bye	0.00	4.00	0.00	0.00	0.00	0.00	0.00
Greg Jones	JAC	-	9	*	5.10	0.39	1.20	1.10	0.20	0.00	1.60	bye	0.20	0.00	0.00	0.00	0.40	0.00	0.50	-0.10
Tony Fiammetta	CAR	-	6	*	5.10	0.39	0.00	2.00	1.10	0.00	0.00	1.30	0.00	0.00	bye	0.30	0.40	0.00	0.00	0.00
Ryan Grant	GNB	X	10	*	4.50	0.35	0.00	0.00	0.00	0.00	bye	0.00	0.00	0.00	0.00	0.00	0.00	0.00	0.00	4.50
Gartrell Johnson	ATL	-	8	*	4.10	0.32	0.80	1.00	0.00	0.00	0.00	0.00	bye	2.30	0.00	0.00	0.00	0.00	0.00	0.00
Albert Young	MIN	X	4	*	4.00	0.31	0.00	2.70	0.00	0.00	0.00	0.00	0.00	0.00	0.00	0.00	bye	0.00	0.00	1.30
Joe McKnight	NYJ	-	7	*	3.60	0.28	0.50	1.90	0.00	0.00	0.00	0.00	0.00	bye	0.00	0.00	1.20	0.00	0.00	0.00
Quinton Ganthier	BUF	-	6	*	3.30	0.25	0.00	0.00	2.00	1.10	0.20	0.00	0.00	0.00	bye	0.00	0.00	0.00	0.00	0.00
Jason Wright	ARI	-	6	*	2.70	0.21	0.70	0.00	0.00	0.00	0.00	0.00	1.90	-1.00	bye	0.00	0.00	0.80	0.30	0.00
Tony Richardson	NYJ	T	7	*	2.60	0.20	0.00	0.00	0.00	0.20	1.50	0.00	0.00	bye	0.00	0.00	0.00	0.00	0.00	0.90
Rock Cartwright	OAK	-	10	*	2.60	0.20	0.00	0.00	0.00	0.00	bye	0.20	0.00	1.70	-0.30	0.00	0.00	0.00	0.00	1.00
Lawrence Vickers	CLE	P	8	*	2.40	0.18	0.00	0.00	0.00	0.00	0.00	0.60	bye	0.40	0.10	1.30	0.00	0.00	0.00	0.00
Moran Norris	SFO	-	9	*	2.00	0.15	0.00	0.00	0.50	0.00	0.00	bye	-0.10	0.00	0.00	0.80	0.00	0.50	0.30	0.00
Kareem Huggins	TAM	X	4	*	1.80	0.14	0.00	0.00	0.00	0.00	0.00	0.00	0.00	0.00	1.40	0.40	bye	0.00	0.00	0.00
Jerious Norwood	ATL	X	8	*	1.70	0.13	0.00	0.00	0.00	0.00	0.00	0.00	bye	0.00	0.00	0.00	0.00	0.00	0.00	1.70
Mike Karney	STL	-	9	*	1.60	0.12	0.00	0.00	0.00	0.00	0.00	bye	0.00	0.20	0.40	0.00	0.00	0.50	0.10	0.40
Michael Bennett	OAK	-	10	*	1.50	0.12	0.00	0.00	0.00	0.00	bye	0.00	0.00	0.00	0.00	0.00	0.00	0.00	0.00	1.50
Quinn Johnson	GNB	-	10	*	1.10	0.08	0.00	0.00	0.00	0.00	bye	0.00	0.00	0.00	0.00	0.00	0.00	0.00	1.10	0.00
Reagan Maui	ARI	-	6	*	1.00	0.08	0.00	1.00	0.00	0.00	0.00	0.00	0.00	0.00	bye	0.00	0.00	0.00	0.00	0.00
Korey Hall	GNB	P	10	*	0.90	0.07	0.00	0.90	0.00	0.00	bye	0.00	0.00	0.00	0.00	0.00	0.00	0.00	0.00	0.00
John Conner	NYJ	-	7	*	0.90	0.07	0.00	0.00	0.00	0.00	0.00	0.00	0.00	bye	0.00	0.70	0.20	0.00	0.00	0.00
Madison Hedgecock	NYG	X	8	*	0.80	0.06	0.00	0.00	0.00	0.00	0.00	0.00	bye	0.00	0.00	0.00	0.10	0.70	0.00	0.00
Lorenzo Booker	MIN	-	4	*	0.60	0.05	0.60	0.00	0.00	0.00	0.00	0.00	0.00	0.00	0.00	0.00	bye	0.00	0.00	0.00
Lex Hilliard	MIA	-	5	*	0.30	0.02	0.00	0.00	0.00	0.00	0.30	0.00	0.00	0.00	0.00	bye	0.00	0.00	0.00	0.00
Larry Johnson	WAS	-	9	*	0.20	0.02	0.00	0.00	0.00	0.00	0.00	bye	0.00	0.00	0.00	0.00	0.00	0.00	-0.70	0.90
Jehuu Caulcrick	BUF	-	6	*	0.20	0.02	0.00	0.00	0.00	0.20	0.00	0.00	0.00	0.00	bye	0.00	0.00	0.00	0.00	0.00
Warrick Dunn	TAM	-	4	*	0.00	0.00	0.00	0.00	0.00	0.00	0.00	0.00	0.00	0.00	0.00	0.00	bye	0.00	0.00	0.00
Michael Pittman	DEN	-	9	*	0.00	0.00	0.00	0.00	0.00	0.00	0.00	bye	0.00	0.00	0.00	0.00	0.00	0.00	0.00	0.00
Ahman Green	GNB	-	10	*	0.00	0.00	0.00	0.00	0.00	0.00	bye	0.00	0.00	0.00	0.00	0.00	0.00	0.00	0.00	0.00
Edgerrin James	SEA	-	5	*	0.00	0.00	0.00	0.00	0.00	0.00	0.00	0.00	0.00	0.00	0.00	bye	0.00	0.00	0.00	0.00
Jamal Lewis	CLE	-	8	*	0.00	0.00	0.00	0.00	0.00	0.00	0.00	bye	0.00	0.00	0.00	0.00	0.00	0.00	0.00	0.00
LaMont Jordan	DEN	-	9	*	0.00	0.00	0.00	0.00	0.00	0.00	0.00	bye	0.00	0.00	0.00					



# Harger Fantasy Football League

www.rtsports.com

2010 thru Week 14

19-Dec-2010 09:21 AM Eastern

## Top Wide Receiver Scoring

PLAYER	NFL	INJ	BYE	FA	TOTAL	AVG	14	13	12	11	10	9	8	7	6	5	4	3	2	1
Dwayne Bowe	KAN	-	4		173.20	13.32	0.30	0.00	35.00	22.90	30.60	12.30	8.00	20.10	22.80	3.30	bye	12.10	4.50	1.30
Brandon Lloyd	DEN	P	9		172.50	13.27	3.20	3.10	19.60	13.80	21.00	bye	22.90	4.60	7.40	25.50	11.50	22.90	5.30	11.70
Calvin Johnson	DET	-	7		168.80	12.98	5.70	12.60	15.60	10.60	18.80	1.30	28.10	bye	20.60	11.40	20.80	5.80	13.00	4.50
Roddy White	ATL	P	8		167.20	12.86	7.90	7.40	4.90	10.30	25.80	5.20	bye	33.10	8.30	16.10	10.40	12.90	13.80	11.10
Greg Jennings	GNB	-	10		165.60	12.74	5.20	24.20	11.90	33.20	bye	14.00	8.10	13.40	19.30	2.20	8.50	7.80	3.60	14.20
Andre Johnson	HOU	P	7		158.80	12.22	26.00	15.90	11.60	3.20	20.60	4.10	16.60	bye	19.80	9.50	0.00	6.40	21.80	3.30
Terrell Owens	CIN	Q	6		152.30	11.72	2.20	10.70	1.70	12.30	6.40	26.10	18.50	14.80	bye	16.20	28.20	4.20	5.70	5.30
Reggie Wayne	IND	-	7		150.30	11.56	10.60	26.00	4.20	16.70	3.40	8.30	9.90	bye	7.10	7.50	18.60	6.50	15.60	15.90
DeSean Jackson	PHI	Q	8		149.60	11.51	27.60	8.40	2.90	5.30	16.30	18.90	bye	0.00	19.80	3.20	2.10	22.10	20.00	3.00
Mike Wallace	PIT	-	5		145.70	11.21	9.00	7.60	3.30	19.50	25.60	17.00	4.30	11.30	15.00	bye	2.50	21.90	2.50	6.20
Hakeem Nicks	NYG	-	8		143.60	11.05	9.60	0.00	0.00	6.50	8.20	18.80	bye	22.80	0.80	25.00	11.00	5.60	9.80	25.50
Steve Johnson	BUF	-	6		141.40	10.88	4.20	3.60	6.80	31.70	3.70	14.50	9.70	21.80	bye	16.60	9.10	12.60	3.10	4.00
Jeremy Maclin	PHI	-	8		134.70	10.36	1.10	6.80	10.70	12.00	15.00	4.80	bye	5.60	27.90	9.50	1.50	20.30	8.60	10.90
Marques Colston	NOR	-	10		134.20	10.32	16.60	12.50	10.50	23.30	bye	6.50	13.60	17.20	5.30	9.70	3.60	2.50	6.70	6.20
Miles Austin	DAL	-	4		128.20	9.86	4.80	5.30	14.50	12.70	12.80	1.60	11.70	3.80	1.20	23.00	bye	2.00	14.20	20.60
Anquan Boldin	BAL	-	8		122.30	9.41	4.10	17.80	2.70	1.90	11.00	2.80	bye	15.20	12.20	0.80	7.10	32.20	3.50	11.00
Wes Welker	NWE	-	5		121.70	9.36	11.50	14.00	21.00	11.80	8.90	4.60	2.40	2.50	5.30	bye	7.00	4.50	9.80	18.40
Mike Williams	TAM	P	4		118.40	9.11	1.50	12.80	2.00	11.40	6.80	14.90	16.50	8.20	4.50	14.90	bye	4.50	11.40	9.00
Larry Fitzgerald	ARI	-	6		118.10	9.08	7.20	6.10	3.70	15.00	11.10	10.70	19.20	3.00	bye	9.30	5.60	8.60	8.30	10.30
Deion Branch	NWE	P	5		111.00	8.54	21.10	12.40	23.30	7.00	7.10	2.10	2.10	3.90	15.80	bye	1.00	5.00	3.10	7.10
Santana Moss	WAS	-	9		110.90	8.53	14.20	2.40	4.00	16.60	2.80	bye	5.60	12.10	7.70	11.80	0.50	17.40	8.10	7.70
Percy Harvin	MIN	-	4		110.30	8.48	0.00	0.00	4.60	3.00	12.40	11.60	12.40	16.60	9.90	21.70	bye	13.50	3.20	1.40
Braylon Edwards	NYJ	-	7		104.80	8.06	1.70	3.90	2.00	14.60	5.90	12.80	3.20	bye	10.60	7.00	14.60	14.70	12.50	1.30
Lance Moore	NOR	-	10		104.60	8.05	13.00	3.60	9.90	4.30	bye	7.70	11.40	4.30	11.70	0.80	8.70	26.90	0.00	2.30
Derrick Mason	BAL	P	8		103.60	7.97	19.80	2.20	14.70	4.20	10.80	10.20	bye	4.80	10.00	4.70	8.00	3.00	9.10	2.10
Chad Ochocinco	CIN	P	6		103.50	7.96	7.10	9.60	4.10	8.80	14.60	1.50	3.40	16.80	bye	2.00	5.90	3.40	4.40	21.90
Dez Bryant	DAL	X	4	*	103.10	7.93	0.00	1.40	0.00	6.80	16.40	13.60	8.40	23.40	9.10	2.20	bye	5.00	11.20	5.60
Malcom Floyd	SDG	Q	10		102.00	7.85	17.10	7.20	0.00	8.40	bye	0.00	0.00	0.00	1.50	27.30	4.50	15.70	15.50	4.80
Austin Collie	IND	Q	7		91.20	7.02	0.00	0.00	0.00	6.00	0.00	-0.10	0.00	bye	11.70	4.80	9.90	29.10	8.50	21.30
Kenny Britt	TEN	-	9		90.30	6.95	2.90	0.00	0.00	0.00	0.00	bye	0.00	40.50	9.30	14.60	8.30	8.60	6.10	0.00
Johnny Knox	CHI	-	8		90.20	6.94	0.60	3.40	12.80	5.50	9.00	4.90	bye	14.60	12.00	1.40	2.60	9.60	8.60	5.20
Mario Manningham	NYG	P	8		90.00	6.92	0.10	3.60	12.10	2.40	15.10	5.60	bye	10.00	11.10	0.00	0.00	7.80	13.70	8.50
Mike Thomas	JAC	-	9	*	89.90	6.92	-0.80	3.10	4.60	9.60	22.70	bye	11.00	-1.00	8.80	9.40	8.70	0.70	4.20	8.90
Nate Washington	TEN	-	9	*	88.40	6.80	4.80	4.00	0.20	11.70	8.60	bye	17.70	0.70	0.90	8.40	4.20	3.00	9.40	14.80
Pierre Garcon	IND	-	7		87.80	6.75	21.30	12.70	7.20	6.20	3.70	1.50	7.80	bye	16.30	5.70	0.00	0.00	1.10	4.30
Hines Ward	PIT	T	5		86.60	6.66	11.50	1.30	10.70	2.80	0.00	6.00	1.50	19.10	11.40	bye	1.40	9.20	0.90	10.80
Santonio Holmes	NYJ	-	7		86.40	6.65	5.70	7.20	10.40	24.60	13.60	11.40	4.30	bye	5.10	4.10	0.00	0.00	0.00	0.00
Jabar Gaffney	DEN	-	9	*	86.10	6.62	4.80	2.80	5.90	3.30	11.70	bye	5.40	5.40	8.10	8.70	5.10	14.00	1.50	9.40
Michael Crabtree	SFO	-	9		85.50	6.58	0.10	4.50	10.80	1.50	12.10	bye	11.30	3.10	11.70	16.50	5.80	3.70	3.20	1.20
Davone Bess	MIA	-	5		84.00	6.46	0.60	6.70	11.10	0.90	2.90	5.00	4.30	12.60	9.70	bye	15.30	8.60	1.20	5.10
Brandon Marshall	MIA	-	5		83.20	6.40	7.60	0.00	0.00	4.10	3.40	3.00	6.40	5.70	12.70	bye	5.00	22.90	7.10	5.30
Robert Meachem	NOR	-	10		83.20	6.40	0.00	16.60	5.50	17.80	bye	1.50	7.60	3.30	13.10	11.70	2.30	0.50	0.00	3.30
Eddie Royal	DEN	-	9	*	82.60	6.35	4.40	0.70	14.40	1.20	5.90	bye	3.40	2.60	5.00	3.10	17.30	2.30	12.50	9.80
Roy Williams	DAL	Q	4		82.40	6.34	2.30	5.20	7.30	2.00	3.30	0.60	2.10	0.00	14.80	14.70	bye	23.70	4.30	2.10
Danny Amendola	STL	-	9		81.80	6.29	1.60	1.70	8.90	6.30	12.30	bye	8.80	11.00	1.90	8.50	4.60	5.60	3.90	6.70
Lee Evans	BUF	X	6		80.80	6.22	0.00	7.20	-0.10	7.20	5.20	3.10	5.60	28.50	bye	14.70	0.60	5.40	0.00	3.40
Anthony Armstrong	WAS	-	9	*	78.20	6.02	3.00	14.70	5.30	4.10	8.30	bye	9.20	4.20	4.60	14.40	5.70	0.00	3.60	1.10
Mike Sims-Walker	JAC	-	9	*	77.90	5.99	8.30	0.00	4.80	0.00	2.60	bye	21.30	9.80	1.60	10.60	0.00	3.40	15.50	0.00
Steve Breaston	ARI	P	6	*	75.18	5.78	3.50	6.20	2.20	9.20	9.80	3.48	16.10	0.00	bye	0.00	0.00	10.50	1.00	13.20
Nate Burleson	DET	-	7		75.10	5.78	1.10	2.70	3.50	17.20	6.40	17.30	3.70	bye	9.30	11.60	0.00	0.00	0.40	1.90
Kevin Walter	HOU	P	7	*	71.40	5.49	5.70	3.30	1.20	1.60	15.00	0.00	0.00	bye	0.00	2.40	3.50	9.40	20.40	8.90
Mike Williams	SEA	P	5	*	71.40	5.49	0.00	0.00	0.00	10.90	14.50	2.50	2.70	14.70	12.30	bye	3.20	3.50	0.70	6.40
James Jones	GNB	-	10	*	71.00	5.46	3.00	0.80	4.40	11.10	bye	18.30	0.00	10.70	0.00	6.50	1.50	4.50	9.20	1.00
Steve Smith	NYG	X	8	*	70.90	5.45	1.20	0.00	0.00	0.00	10.60	bye	16.10	7.00	14.90	3.00	10.30	3.50	4.30	
Earl Bennett	CHI	-	8		69.90	5.38	5.30	10.40	17.60	1.30	2.50	11.70	bye	7.60	5.50	0.40	2.60	2.10	2.90	0.00
Brian Hartline	MIA	X	5	*	69.20	5.32	0.00	0.00	7.50	7.00	9.80	8.50	8.30	4.70	4.10	bye	2.10	8.40	8.80	0.00
Donald Driver	GNB	-	10		68.90	5.30	1.20	13.30	2.60	3.10	bye	0.00	0.00	0.00	3.10	5.80	14.90	6.10	9.80	9.00
Jordan Shipley	CIN	-	6	*	68.90	5.30	2.60	2.50	9.80	7.10	1.30	4.70	2.80	19.10	bye	0.00	2.90	3.70	4.20	8.20
Ben Obomanu	SEA	P	5		68.70	5.28	0.00	4.00	21.90	14.70	7.70	9.60	0.50	0.70	0.00	bye	0.00	0.00	9.00	0.60
Louis Murphy	OAK	-	10	*	68.30	5.25	11.90	3.60	7.30	1.50	bye	0.00	0.00	2.90	4.70	6.10	0.50	11.90	15.10	2.80
Randy Moss	TEN	-	9		67.50	4.82	0.00	1.30	2.30	0.00	2.60	bye	0.80	9.00	5.50	14.10	0.00	16.20	9.80	5.90
Jacoby Ford	OAK	-	10		65.90	5.07	3.10	6.70	24.10	2.70	bye	20.80	3.30	4.40	0.00	0.00	0.80	0.00	0.00	0.00
Devin Hester	CHI	-	8	*	65.80	5.06	1.70	0.60	8.60	4.10	9.80	2.20	bye	3.50	8.60	1.00	2.70	7.60	13.70	1.70
Deon Butler	SEA	X	5	*	63.10	4.85	13.00	4.30	0.90	1.90	13.00	0.50	0.40	4.10	10.70	bye	2.00	0.00	5.00	7.30
Brandon Tate	NWE	-	5	*	62.50	4.81	4.00	7.00	1.70	0.00	5.00	1.20	16.10	0.30	2.20	bye	9.90	3.80	1.70	9.60
Brandon Gibson	STL	-	9	*	62.50	4.81	8.00	5.40	2.90	10.20	7.20	bye	6.70	1.10	3.30	3.40	11.00	3.30	0.	



# Harger Fantasy Football League

## Top Wide Receiver Scoring

PLAYER	NFL	INJ	BYE	FA	TOTAL	AVG	14	13	12	11	10	9	8	7	6	5	4	3	2	1
Arrelious Benn	TAM	-	4		50.00	3.85	13.90	3.80	0.90	1.40	8.90	7.80	5.30	0.90	1.30	2.50	bye	3.30	0.00	0.00
T.J. Houshmandzadeh	BAL	-	8	*	45.40	3.49	2.30	2.00	3.60	13.90	1.40	3.40	bye	0.00	2.40	2.40	10.90	0.40	0.00	2.70
Jordy Nelson	GNB	-	10	*	44.30	3.41	2.60	1.50	12.10	2.00	bye	4.20	5.50	2.50	6.40	4.20	-2.00	2.00	2.60	0.70
Devery Henderson	NOR	-	10	*	43.50	3.35	0.00	0.00	9.70	1.80	bye	0.00	3.30	2.00	0.00	6.10	5.70	2.30	2.80	9.80
Mark Clayton	STL	X	9	*	43.20	3.32	0.00	0.00	0.00	0.00	0.00	bye	0.00	0.00	0.00	0.60	7.80	8.50	14.40	11.90
Brandon LaFell	CAR	-	6	*	43.20	3.32	3.80	3.30	3.70	0.00	3.60	1.40	10.00	9.10	bye	1.60	0.10	4.40	0.00	2.20
Michael Jenkins	ATL	-	8	*	42.50	3.27	2.60	9.00	2.40	5.80	4.80	5.50	bye	2.50	9.90	0.00	0.00	0.00	0.00	0.00
Brad Smith	NYJ	P	7	*	41.42	3.19	0.10	0.20	19.80	0.50	4.50	0.80	0.20	bye	1.80	0.40	5.22	5.20	0.00	2.70
Darrius Heyward-Bey	OAK	-	10	*	41.20	3.17	4.00	1.40	0.20	0.00	bye	0.00	19.50	0.00	1.90	0.00	0.20	4.90	8.00	1.10
David Nelson	BUF	-	6	*	41.20	3.17	7.10	9.40	5.80	0.00	0.00	1.90	2.50	2.50	bye	2.30	7.50	0.00	0.00	2.20
Demaryius Thomas	DEN	O	9	*	38.40	2.95	0.00	0.00	0.00	1.70	5.10	bye	3.10	-0.30	7.70	0.20	0.90	4.30	15.70	0.00
Michael Spurlock	TAM	-	4	*	38.10	2.93	0.00	0.00	0.60	0.00	0.00	10.60	6.00	0.50	6.00	2.50	bye	1.00	0.00	10.90
Joshua Cribbs	CLE	P	8	*	36.76	2.83	-0.40	0.00	0.00	0.00	5.10	1.50	bye	1.00	0.10	2.30	3.30	7.80	13.50	2.56
Seyi Ajirotutu	SDG	-	10		36.50	2.81	0.00	4.40	1.60	0.00	bye	23.10	4.80	2.60	0.00	0.00	0.00	0.00	0.00	0.00
Sidney Rice	MIN	-	4		36.10	2.78	6.00	22.50	2.00	5.60	0.00	0.00	0.00	0.00	0.00	0.00	bye	0.00	0.00	0.00
Laurent Robinson	STL	-	9	*	35.70	2.75	6.10	2.40	5.80	5.50	2.40	bye	3.30	0.90	0.00	1.10	0.00	0.00	0.40	7.80
Dexter McCluster	KAN	-	4	*	35.30	2.72	0.00	2.60	0.00	0.00	0.00	0.00	0.00	6.90	4.00	1.80	bye	12.80	0.30	6.90
Chansi Stuckey	CLE	-	8	*	35.00	2.69	0.10	0.40	2.00	2.60	1.70	7.70	bye	1.60	3.80	5.40	5.60	0.00	1.10	3.00
Early Doucet	ARI	-	6	*	34.80	2.68	2.70	0.40	6.00	1.30	13.30	0.20	3.90	3.30	bye	0.00	0.00	0.00	0.00	3.70
Brandon Stokley	SEA	Q	5	*	34.30	2.64	3.50	4.70	5.10	7.60	0.00	2.60	1.30	1.60	1.70	bye	6.20	0.00	0.00	0.00
Emmanuel Sanders	PIT	-	5	*	33.80	2.60	0.00	4.90	2.70	9.50	10.10	0.00	2.10	0.80	3.70	bye	0.00	0.00	0.00	0.00
Brian Finneran	ATL	-	8	*	32.00	2.46	1.30	0.00	0.00	7.20	1.60	2.40	bye	6.80	0.00	0.00	3.60	0.00	9.10	0.00
Harry Douglas	ATL	-	8	*	32.00	2.46	4.60	2.10	0.70	0.00	1.20	0.00	bye	0.00	3.20	1.70	11.90	0.10	2.60	3.90
Buster Davis	SDG	X	10	*	31.90	2.45	0.00	0.00	0.00	0.00	bye	0.00	0.00	5.30	9.90	1.10	0.00	8.20	4.80	2.60
Legedu Naanee	SDG	P	10		30.10	2.32	0.00	1.40	3.80	0.00	bye	0.00	0.00	0.00	0.00	0.00	0.40	6.10	1.40	17.00
Antwaan Randle El	PIT	-	5	*	28.16	2.17	1.90	0.00	0.00	0.00	6.60	6.76	3.30	1.30	1.10	bye	5.00	1.40	0.00	0.80
Greg Camarillo	MIN	-	4	*	26.90	2.07	0.30	2.70	1.20	2.70	1.10	6.60	0.00	0.00	7.50	0.00	bye	1.60	0.30	2.90
Justin Gage	TEN	-	9	*	26.50	2.04	0.60	2.50	5.00	2.30	1.80	bye	0.00	0.00	0.00	0.00	3.00	3.90	7.40	0.00
Danario Alexander	STL	-	9	*	25.30	1.95	0.00	2.00	9.50	0.00	0.00	bye	0.00	0.60	13.20	0.00	0.00	0.00	0.00	0.00
Sammie Strouther	TAM	-	4	*	23.00	1.77	1.10	4.10	0.00	1.10	0.00	0.00	-1.00	3.80	5.10	3.90	bye	1.70	0.00	3.20
Andre Roberts	ARI	-	6	*	22.40	1.72	0.50	0.00	2.10	5.20	0.00	8.90	0.00	3.00	bye	2.70	0.00	0.00	0.00	0.00
Golden Tate	SEA	-	5	*	21.50	1.65	2.90	1.30	2.10	0.00	0.00	0.00	3.60	0.00	0.00	bye	3.10	3.30	5.20	0.00
Bernard Berrian	MIN	-	4	*	21.20	1.63	3.00	1.40	0.00	0.00	0.00	8.10	1.50	3.00	0.40	0.00	bye	1.10	2.40	0.30
Greg Lewis	MIN	-	4	*	19.70	1.52	1.30	0.00	0.80	4.00	1.30	3.00	0.40	0.00	0.00	3.30	bye	3.00	1.40	1.20
Chris Chambers	KAN	-	4	*	19.20	1.48	1.00	0.00	0.00	0.40	9.60	0.60	0.00	0.00	0.00	2.30	bye	0.60	3.30	1.40
Donald Jones	BUF	-	6	*	18.30	1.41	1.20	0.30	1.70	13.10	2.00	0.00	0.00	0.00	bye	0.00	0.00	0.00	0.00	0.00
Joey Galloway	WAS	-	9	*	17.30	1.33	0.00	0.00	0.00	3.20	0.00	bye	0.20	0.00	1.80	2.80	0.50	0.00	8.80	0.00
Riley Cooper	PHI	-	8	*	17.10	1.32	1.10	0.00	2.90	0.00	0.00	0.00	bye	11.10	0.00	0.00	0.00	0.00	2.00	0.00
Derek Hagan	NYG	-	8	*	16.60	1.28	1.00	6.50	2.10	7.00	0.00	0.00	bye	0.00	0.00	0.00	0.00	0.00	0.00	0.00
Brian Robiskie	CLE	-	8	*	15.80	1.22	1.70	1.00	5.00	0.00	0.00	2.00	bye	2.50	1.30	0.50	0.00	1.20	0.60	0.60
Bryant Johnson	DET	-	7	*	15.40	1.18	2.10	0.00	2.60	0.00	0.00	0.70	2.90	bye	2.00	0.00	2.30	0.00	0.40	2.40
Terrance Copper	KAN	-	4	*	15.10	1.16	1.50	1.30	0.60	0.50	5.50	2.60	0.50	1.60	0.00	1.00	bye	0.00	0.00	0.00
Damian Williams	TEN	-	9	*	14.60	1.12	0.00	0.00	0.00	0.00	0.00	bye	4.30	2.50	4.80	3.00	0.00	0.00	0.00	0.00
Antonio Brown	PIT	-	5	*	14.00	1.08	2.70	2.60	0.00	2.10	0.00	0.00	0.00	0.00	0.00	bye	0.60	0.00	6.00	0.00
Devin Aromashodu	CHI	-	8	*	13.60	1.05	1.60	0.00	0.00	0.00	0.90	0.00	bye	0.00	4.00	0.00	0.00	0.00	0.00	7.10
Ruvell Martin	SEA	-	5	*	13.30	1.02	13.30	0.00	0.00	0.00	0.00	0.00	0.00	0.00	0.00	bye	0.00	0.00	0.00	0.00
Jason Hill	JAC	-	9	*	12.30	0.95	10.80	0.00	1.50	0.00	0.00	bye	0.00	0.00	0.00	0.00	0.00	0.00	0.00	0.00
Stefan Logan	DET	-	7	*	12.30	0.95	3.00	1.80	0.00	0.40	0.00	0.00	bye	0.00	0.00	6.00	0.00	1.10	0.00	0.00
Eric Weems	ATL	-	8	*	12.10	0.93	0.70	6.00	0.00	1.80	0.00	0.00	bye	0.00	0.00	0.00	0.00	0.00	0.00	3.60
Kassim Osgood	JAC	-	9	*	12.00	0.92	0.00	0.00	0.60	2.20	0.00	bye	0.00	0.00	0.00	0.00	0.30	0.50	0.00	8.40
David Anderson	HOU	X	7	*	11.70	0.90	2.80	1.70	0.00	3.80	2.70	0.00	0.00	bye	0.00	0.00	0.00	0.60	0.10	0.00
Marlon Moore	MIA	-	5	*	11.70	0.90	0.00	0.00	11.70	0.00	0.00	0.00	0.00	0.00	0.00	bye	0.00	0.00	0.00	0.00
Donte' Stallworth	BAL	-	8	*	11.20	0.86	0.00	5.60	0.00	2.20	3.40	0.00	bye	0.00	0.00	0.00	0.00	0.00	0.00	0.00
Tiquan Underwood	JAC	-	9	*	11.10	0.85	0.00	0.00	0.00	0.70	0.00	bye	0.00	3.00	1.10	0.00	4.10	2.20	0.00	0.00
Johnnie Lee Higgins	OAK	Q	10	*	10.30	0.79	0.00	0.00	0.00	3.70	bye	2.60	0.00	0.00	0.00	0.00	3.80	0.00	0.00	0.20
Marc Mariani	TEN	-	9	*	10.00	0.77	0.00	0.00	0.00	6.00	0.00	bye	0.00	0.00	0.00	0.00	5.00	0.00	-1.00	0.00
Roydell Williams	WAS	-	9	*	9.90	0.76	0.00	2.70	1.90	0.00	0.90	bye	0.00	0.00	0.00	0.00	0.00	1.00	3.40	0.00
Dominique Zeigler	SFO	X	9	*	9.80	0.75	0.00	0.00	1.00	0.00	0.00	bye	0.00	0.00	0.60	3.20	0.00	3.80	0.20	1.00
Ted Ginn Jr.	SFO	-	9	*	9.70	0.75	0.00	0.00	1.10	0.70	0.00	bye	0.90	0.00	2.50	2.60	0.00	0.00	0.00	1.90
Brandon Banks	WAS	Q	9	*	7.60	0.58	0.00	0.00	0.60	1.50	0.00	bye	6.00	0.00	0.00	0.00	-0.50	0.00	0.00	0.00
David Reed	BAL	-	8	*	7.50	0.58	6.00	0.00	0.00	0.00	0.00	1.50	bye	0.00	0.00	0.00	0.00	0.00	0.00	0.00
Stephen Williams	ARI	-	6	*	7.50	0.58	0.00	0.00	0.00	0.00	0.00	0.00	0.00	0.00	bye	0.60	3.20	1.10	2.60	0.00
Eric Decker	DEN	P	9	*	7.40	0.57	-0.20	2.80	4.80	0.00	0.00	bye	0.00	0.00	0.00	0.00	0.00	0.00	0.00	0.00
Sam Hurd	DAL	-	4	*	6.80	0.52	0.50	0.00	1.20	0.00	0.00	1.10	1.90	0.00	0.00	1.10	bye	1.00	0.00	0.00
David Clowney	CAR	-	6	*	6.80	0.52	0.00	0.00	0.00	0.00	2.50	0.00	0.70	0.00	bye	1.40	0.00	2.20	0.00	0.00
Anthony Gonzalez	IND	X	7	*	6.70	0.52	0.00	0.00	0.00	0.00	0.00	0.00	5.50	bye	0.00	0.00	0.00	0.00	1.20	0.00
Brett Swain	GNB	-	10	*	6.60	0.51	1.20	0.00	4.00	0.00	bye	0.20	1.20	0.00	0.00	0.00	0.00	0.00	0.00	0.00
Verran Tucker	KAN	-	4	*	6.50	0.50	0.													



## Top Tight End Scoring

PLAYER	NFL	INJ	BYE	FA	TOTAL	AVG	14	13	12	11	10	9	8	7	6	5	4	3	2	1
Antonio Gates	SDG	D	10		158.20	12.17	0.00	15.30	4.60	0.00	bye	0.00	20.30	13.00	1.20	17.20	30.40	18.90	21.70	15.60
Marcedes Lewis	JAC	-	9		128.40	9.88	13.70	3.60	3.60	14.60	5.30	bye	21.10	4.40	2.90	21.40	10.20	1.50	7.00	19.10
Jason Witten	DAL	-	4		126.10	9.70	22.90	12.20	9.90	4.80	0.70	4.40	17.70	18.50	5.20	16.40	bye	5.60	5.10	2.70
Vernon Davis	SFO	-	9		124.40	9.57	15.00	20.60	3.20	0.30	7.90	bye	1.20	15.40	11.50	18.40	11.60	2.20	9.80	7.30
Dustin Keller	NYJ	-	7	*	98.90	7.61	3.40	2.70	4.90	0.70	2.50	5.90	4.50	bye	7.50	1.40	18.80	25.80	19.50	1.30
Tony Gonzalez	ATL	-	8		96.50	7.42	10.80	3.80	13.10	4.60	3.80	7.20	bye	2.70	17.90	4.10	4.10	19.00	1.90	3.50
Todd Heap	BAL	O	8	*	94.60	7.28	0.00	0.00	15.90	6.90	13.70	2.30	bye	21.90	12.90	2.20	3.50	4.60	3.50	7.20
Rob Gronkowski	NWE	-	5	*	91.50	7.04	12.30	1.20	6.50	2.50	31.20	3.70	0.50	9.00	2.40	bye	0.40	12.30	1.40	8.10
Aaron Hernandez	NWE	Q	5	*	88.30	6.79	1.90	13.10	1.80	8.80	0.00	20.80	3.30	5.40	7.90	bye	2.90	7.80	10.10	4.50
Zach Miller	OAK	P	10	*	86.90	6.68	6.80	0.50	0.60	0.90	bye	0.00	0.80	14.50	4.80	14.20	20.20	14.40	4.90	4.30
Brandon Pettigrew	DET	-	7		84.40	6.49	1.40	3.60	6.70	7.50	5.00	9.80	8.80	bye	6.10	10.60	9.10	4.40	10.80	0.60
Chris Cooley	WAS	-	9	*	83.60	6.43	2.20	5.10	4.90	9.10	2.30	bye	4.80	5.20	3.70	6.90	11.70	5.30	14.40	8.00
Benjamin Watson	CLE	-	8	*	82.10	6.32	0.80	18.00	4.00	0.00	7.40	2.40	bye	1.80	16.80	4.50	6.00	12.70	6.20	1.50
Kellen Winslow	TAM	P	4	*	79.80	6.14	13.20	2.60	12.40	3.40	14.50	3.10	0.50	4.40	4.30	7.50	bye	2.40	8.30	3.20
Anthony Fasano	MIA	-	5	*	78.70	6.05	3.30	12.10	1.00	1.60	18.70	2.60	3.60	4.90	10.20	bye	6.70	9.40	0.00	4.60
Kevin Boss	NYG	-	8	*	75.30	5.79	10.30	2.80	15.40	2.20	16.10	8.50	bye	2.30	2.70	4.00	1.10	8.80	0.00	1.10
Greg Olsen	CHI	-	8	*	73.20	5.63	0.60	0.50	8.90	4.00	11.10	10.90	bye	4.30	0.00	0.00	3.90	14.40	11.90	2.70
Joel Dreessen	HOU	P	7	*	70.90	5.45	0.00	6.30	9.50	18.60	1.40	6.70	0.00	bye	8.50	0.00	15.30	1.80	2.80	0.00
Jacob Tamme	IND	Q	7	*	69.20	5.32	3.60	4.70	14.40	6.00	7.30	18.80	14.40	bye	0.00	0.00	0.00	0.00	0.00	0.00
Tony Moeaki	KAN	-	4	*	69.10	5.32	1.30	5.40	8.60	0.00	3.40	6.30	4.50	4.20	2.10	5.00	bye	12.40	5.80	10.10
Jermaine Gresham	CIN	-	6	*	65.90	5.07	0.00	6.30	3.60	3.30	15.50	1.10	1.70	2.60	bye	10.40	3.50	5.90	1.50	10.50
Bo Scaife	TEN	-	9	*	62.80	4.83	18.00	0.70	1.00	5.10	4.10	bye	0.00	0.70	13.30	1.20	2.70	2.30	2.00	11.70
Jeremy Shockey	NOR	P	10	*	61.10	4.70	2.90	2.80	0.00	0.00	bye	8.70	3.00	3.00	2.10	11.00	5.80	15.80	3.70	2.30
Visanthe Shiancoe	MIN	-	4	*	60.40	4.65	0.70	1.70	5.40	0.60	2.90	14.60	3.80	3.00	0.00	2.80	bye	0.70	8.60	15.60
Dallas Clark	IND	X	7	*	58.70	4.52	0.00	0.00	0.00	0.00	0.00	0.00	0.00	bye	5.20	2.00	14.80	4.40	16.30	16.00
Brent Celek	PHI	-	8	*	58.20	4.48	0.00	5.50	13.00	0.00	0.80	0.00	bye	0.80	4.60	12.70	10.70	4.20	2.70	3.20
Heath Miller	PIT	Q	5	*	45.40	3.49	0.00	0.90	4.60	2.60	6.00	2.10	2.90	3.30	13.00	bye	3.20	2.50	0.30	4.00
Daniel Fells	STL	-	9	*	43.70	3.36	2.60	1.80	2.30	1.10	1.10	bye	11.50	0.50	0.80	3.20	3.50	10.20	3.60	1.50
Evan Moore	CLE	O	8	*	39.20	3.02	0.00	0.00	0.60	6.90	1.80	1.70	bye	0.00	8.40	0.70	10.40	0.00	0.00	8.70
Michael Hoomanawanua	STL	O	9	*	38.60	2.97	0.00	0.00	11.60	12.60	2.00	bye	1.90	9.20	0.50	0.00	0.00	0.00	0.00	0.80
Jermichael Finley	GNB	X	10	*	38.10	2.93	0.00	0.00	0.00	0.00	bye	0.00	0.00	0.00	0.00	0.00	11.60	11.50	10.30	4.70
David Thomas	NOR	O	10	*	37.90	2.92	0.40	0.00	0.00	2.60	bye	4.50	1.50	11.30	1.70	0.00	4.20	2.40	9.00	0.30
Tony Scheffler	DET	-	7	*	37.50	2.88	0.30	0.90	0.00	1.00	3.40	2.20	0.00	bye	0.50	4.10	6.30	14.00	0.50	4.30
Jimmy Graham	NOR	-	10	*	36.90	2.84	2.10	7.20	2.30	7.20	bye	12.90	0.00	3.80	1.10	0.00	0.30	0.00	0.00	0.00
Fred Davis	WAS	-	9	*	36.60	2.82	-0.50	1.80	10.50	4.40	7.10	bye	0.90	2.80	2.30	0.00	0.00	1.10	6.20	0.00
John Carlson	SEA	-	5	*	33.70	2.59	0.00	0.00	0.30	1.40	0.00	0.90	4.70	0.30	2.10	bye	1.50	14.10	4.80	3.60
Billy Bajema	STL	-	9	*	30.50	2.35	0.00	3.90	19.20	0.90	0.00	bye	0.00	0.00	3.40	0.00	0.00	0.00	1.30	1.80
Zach Miller	JAC	P	9	*	30.50	2.35	0.00	4.30	0.00	2.70	15.90	bye	0.00	2.50	1.80	1.80	0.00	0.70	0.00	0.80
Randy McMichael	SDG	-	10	*	29.10	2.24	2.60	0.90	1.20	0.00	bye	18.30	0.00	0.10	0.00	0.40	0.00	2.80	0.00	2.80
Owen Daniels	HOU	P	7	*	29.10	2.24	9.10	0.00	0.00	0.00	0.00	0.00	0.80	bye	7.90	4.50	0.80	2.70	2.40	0.90
Delanie Walker	SFO	-	9	*	29.10	2.24	0.70	2.40	0.00	3.00	8.00	bye	8.50	0.00	0.00	0.00	0.60	0.60	1.60	3.70
Craig Stevens	TEN	-	9	*	28.20	2.17	10.00	1.90	0.00	0.00	0.00	bye	10.90	0.00	0.00	1.10	1.60	0.00	0.90	1.80
Andrew Quarless	GNB	-	10	*	27.50	2.12	5.20	0.40	3.50	1.40	bye	0.00	0.00	9.60	2.30	5.10	0.00	0.00	0.00	0.00
Travis Beckum	NYG	-	8	*	27.20	2.09	0.00	0.00	2.90	8.20	1.20	0.00	bye	0.00	8.10	0.80	2.50	2.30	0.10	1.10
Dante Rosario	CAR	-	6	*	23.10	1.78	0.40	2.60	3.10	0.00	2.40	1.00	1.60	2.80	bye	0.20	1.70	1.20	4.70	1.40
Martellus Bennett	DAL	P	4	*	22.50	1.73	3.00	2.40	1.70	0.00	3.20	2.00	0.00	0.50	0.00	1.90	bye	2.60	4.50	0.70
John Gilmore	TAM	-	4	*	22.20	1.71	2.70	8.60	3.00	0.00	5.20	0.00	1.10	0.00	0.50	1.10	bye	0.00	0.00	0.00
Chris Baker	SEA	-	5	*	19.50	1.50	1.50	0.00	9.30	0.00	5.10	0.70	0.50	0.00	1.60	bye	0.80	0.00	0.00	0.00
Jared Cook	TEN	-	9	*	16.50	1.27	0.90	4.70	4.00	1.10	0.00	bye	3.60	0.00	0.00	0.00	1.70	0.00	0.50	0.00
Leonard Pope	KAN	-	4	*	14.40	1.11	-0.20	8.20	0.00	0.00	2.10	0.00	2.00	0.00	1.20	1.10	bye	0.00	0.00	0.00
Donald Lee	GNB	-	10	*	13.80	1.06	0.00	0.00	0.00	0.00	bye	0.00	0.50	2.70	0.00	9.20	1.50	0.00	-0.10	0.00
Justin Peelle	ATL	-	8	*	13.40	1.03	0.00	0.00	1.40	9.40	0.00	0.00	bye	0.00	0.00	1.50	0.00	0.00	0.00	1.10
David Martin	BUF	-	6	*	12.30	0.95	1.30	0.00	0.00	1.50	0.00	1.10	0.00	0.00	bye	0.00	8.40	0.00	0.00	0.00
Brandon Manumaleuna	CHI	-	8	*	12.30	0.95	0.00	10.30	0.60	0.00	0.00	0.90	bye	0.00	0.50	0.00	0.00	0.00	0.00	0.00
Ben Patrick	ARI	-	6	*	12.30	0.95	0.00	0.00	0.00	2.40	1.10	0.00	0.00	0.60	bye	3.00	1.20	2.90	1.10	0.00
Ed Dickson	BAL	-	8	*	11.90	0.92	0.70	2.10	0.00	0.00	0.40	0.00	bye	0.50	0.70	5.80	0.00	0.00	1.70	0.00
Jim Kleinsasser	MIN	-	4	*	11.70	0.90	0.60	2.50	0.00	0.00	0.30	0.00	0.00	1.00	2.50	0.50	bye	1.70	2.00	0.60
Will Heller	DET	-	7	*	11.10	0.85	9.30	0.50	1.30	0.00	0.00	0.00	0.00	bye	0.00	0.00	0.00	0.00	0.00	0.00
Daniel Graham	DEN	-	9	*	10.70	0.82	0.30	0.00	0.40	0.60	0.00	bye	1.00	0.00	0.00	2.80	0.50	0.90	0.60	3.60
Jonathan Stupar	BUF	-	6	*	10.40	0.80	4.50	0.00	0.00	0.00	0.00	0.00	0.00	0.80	bye	1.00	0.00	2.70	1.40	0.00
Kellen Davis	CHI	-	8	*	9.90	0.76	0.00	0.00	0.00	0.00	9.90	0.00	bye	0.00	0.00	0.00	0.00	0.00	0.00	0.00
Michael Palmer	ATL	-	8	*	9.70	0.75	0.00	0.00	0.00	0.00	0.60	9.10	bye	0.00	0.00	0.00	0.00	0.00	0.00	0.00
Jeff King	CAR	-	6	*	8.90	0.68	0.00	0.20	0.00	0.40	0.40	1.70	2.20	0.00	bye	2.00	0.70	1.30	0.00	0.00
Cameron Morrah	SEA	-	5	*	8.80	0.68	0.80	6.90	0.00	0.00	0.00	0.00	0.00	0.00	0.00	bye	0.00	0.00	0.00	1.10
Gijon Robinson	IND	-	7	*	8.60	0.66	0.00	0.00	0.00	8.10	0.50	0.00	0.00	bye	0.00	0.00	0.00	0.00	0.00	0.00
Logan Paulsen	WAS	-	9	*	8.10	0.62	8.10	0.00	0.00	0.00	0.00	bye	0.00	0.00	0.00	0.00	0.00	0.00	0.00	0.00
James Casey	HOU	-	7	*	7.70	0.59	0.00	0.80	0.00	0.30	1.80	4.80	0.00	bye	0.00	0.00	0.00	0.00	0.00	0.00
Bear Pascoe	NYG	-	8	*	7.20	0.55	2.10	2.10	0.00	0.30	0.00	1.00	bye	0.00	1.00					



## Top Tight End Scoring

PLAYER	NFL	INJ	BYE	FA	TOTAL	AVG	14	13	12	11	10	9	8	7	6	5	4	3	2	1
Tom Crabtree	GNB	-	10	*	3.70	0.28	0.00	0.00	0.00	0.00	bye	0.40	0.00	0.00	3.30	0.00	0.00	0.00	0.00	0.00
Alge Crumpler	NWE	-	5	*	3.50	0.27	0.00	0.00	2.70	0.00	0.40	0.00	0.00	0.00	0.40	bye	0.00	0.00	0.00	0.00
Reggie Kelly	CIN	-	6	*	3.30	0.25	1.50	0.00	0.00	0.00	0.90	0.00	0.00	0.00	bye	0.00	0.00	0.00	0.90	0.00
Stephen Spach	ARI	-	6	*	3.30	0.25	0.90	0.00	0.00	0.00	1.40	0.40	0.30	0.30	bye	0.00	0.00	0.00	0.00	0.00
Clay Harbor	PHI	P	8	*	3.30	0.25	0.00	0.00	2.70	0.60	0.00	0.00	bye	0.00	0.00	0.00	0.00	0.00	0.00	0.00
Jeff Dugan	MIN	-	4	*	3.20	0.25	0.00	0.00	0.20	0.00	0.90	0.30	0.00	0.00	0.00	0.00	bye	1.00	0.00	0.80
Jake O'Connell	KAN	-	4	*	3.10	0.24	0.00	0.00	0.00	2.40	0.00	0.00	0.00	0.00	0.70	0.00	bye	0.00	0.00	0.00
Robert Royal	CLE	-	8	*	2.70	0.21	0.00	0.00	0.00	0.00	1.40	0.00	bye	0.00	0.00	1.30	0.00	0.00	0.00	0.00
Nate Byham	SFO	P	9	*	2.70	0.21	0.00	0.00	0.00	0.00	0.00	bye	0.00	0.00	0.70	0.00	0.00	0.90	0.60	0.50
Kory Sperry	SDG	-	10	*	2.10	0.16	0.00	0.00	0.00	2.10	bye	0.00	0.00	0.00	0.00	0.00	0.00	0.00	0.00	0.00
Garrett Mills	PHI	-	8	*	1.90	0.15	0.00	0.00	0.00	0.00	0.00	0.00	bye	0.50	0.00	0.00	0.00	0.00	1.40	0.00
Shawn Nelson	BUF	-	6	*	1.50	0.12	0.00	0.00	0.00	0.90	0.00	0.00	0.00	0.60	bye	0.00	0.00	0.00	0.00	0.00
Fendi Onobun	STL	X	9	*	1.50	0.12	0.00	0.00	0.00	0.00	0.00	bye	0.00	0.00	0.00	0.00	0.00	1.50	0.00	0.00
Desmond Clark	CHI	-	8	*	1.20	0.09	0.00	0.00	0.00	0.00	0.00	0.00	bye	0.00	0.00	0.00	0.00	1.20	0.00	0.00
Tory Humphrey	NOR	-	10	*	1.20	0.09	0.00	0.00	0.00	1.20	bye	0.00	0.00	0.00	0.00	0.00	0.00	0.00	0.00	0.00
Ben Hartsock	NYJ	-	7	*	0.70	0.05	0.00	0.00	0.00	0.00	0.00	0.00	0.00	bye	0.00	0.00	0.70	0.00	0.00	0.00
Ernest Wilford	JAC	-	9	*	0.30	0.02	0.00	0.00	0.00	0.00	0.00	bye	0.00	0.00	0.00	0.00	0.00	0.00	0.30	0.00
Dennis Pitta	BAL	-	8	*	0.10	0.01	0.00	0.00	0.00	0.00	0.00	0.00	bye	0.00	0.00	0.00	0.00	0.00	0.10	0.00
Steve Heiden	CLE	-	8	*	0.00	0.00	0.00	0.00	0.00	0.00	0.00	0.00	bye	0.00	0.00	0.00	0.00	0.00	0.00	0.00
James Dearth	SDG	X	10	*	0.00	0.00	0.00	0.00	0.00	0.00	bye	0.00	0.00	0.00	0.00	0.00	0.00	0.00	0.00	0.00
Anthony Becht	ARI	-	6	*	0.00	0.00	0.00	0.00	0.00	0.00	0.00	0.00	0.00	0.00	bye	0.00	0.00	0.00	0.00	0.00
Mike Leach	ARI	-	6	*	0.00	0.00	0.00	0.00	0.00	0.00	0.00	0.00	0.00	0.00	bye	0.00	0.00	0.00	0.00	0.00
Tony Stewart	OAK	-	10	*	0.00	0.00	0.00	0.00	0.00	0.00	bye	0.00	0.00	0.00	0.00	0.00	0.00	0.00	0.00	0.00
Billy Miller	NOR	-	10	*	0.00	0.00	0.00	0.00	0.00	0.00	bye	0.00	0.00	0.00	0.00	0.00	0.00	0.00	0.00	0.00
Justin Snow	IND	-	7	*	0.00	0.00	0.00	0.00	0.00	0.00	0.00	0.00	0.00	bye	0.00	0.00	0.00	0.00	0.00	0.00
Joe Zelenka	ATL	-	8	*	0.00	0.00	0.00	0.00	0.00	0.00	0.00	0.00	bye	0.00	0.00	0.00	0.00	0.00	0.00	0.00
John Owens	OAK	-	10	*	0.00	0.00	0.00	0.00	0.00	0.00	bye	0.00	0.00	0.00	0.00	0.00	0.00	0.00	0.00	0.00
L.J. Smith	BAL	-	8	*	0.00	0.00	0.00	0.00	0.00	0.00	0.00	0.00	bye	0.00	0.00	0.00	0.00	0.00	0.00	0.00
Richard Angulo	CHI	-	8	*	0.00	0.00	0.00	0.00	0.00	0.00	0.00	0.00	bye	0.00	0.00	0.00	0.00	0.00	0.00	0.00
Sean Ryan	TEN	-	9	*	0.00	0.00	0.00	0.00	0.00	0.00	bye	0.00	0.00	0.00	0.00	0.00	0.00	0.00	0.00	0.00
Nate Lawrie	PHI	-	8	*	0.00	0.00	0.00	0.00	0.00	0.00	0.00	0.00	bye	0.00	0.00	0.00	0.00	0.00	0.00	0.00
Michael Gaines	HOU	-	7	*	0.00	0.00	0.00	0.00	0.00	0.00	0.00	0.00	0.00	bye	0.00	0.00	0.00	0.00	0.00	0.00
Sean McHugh	PIT	-	5	*	0.00	0.00	0.00	0.00	0.00	0.00	0.00	0.00	0.00	0.00	bye	0.00	0.00	0.00	0.00	0.00
Alex Smith	CLE	-	8	*	0.00	0.00	0.00	0.00	0.00	0.00	0.00	0.00	bye	0.00	0.00	0.00	0.00	0.00	0.00	0.00
John Paul Foschi	CIN	-	6	*	0.00	0.00	0.00	0.00	0.00	0.00	0.00	0.00	0.00	0.00	bye	0.00	0.00	0.00	0.00	0.00
Joe Klopfenstein	BUF	X	6	*	0.00	0.00	0.00	0.00	0.00	0.00	0.00	0.00	0.00	0.00	bye	0.00	0.00	0.00	0.00	0.00
Dominique Byrd	ARI	-	6	*	0.00	0.00	0.00	0.00	0.00	0.00	0.00	0.00	0.00	0.00	bye	0.00	0.00	0.00	0.00	0.00
Jason Pociask	DAL	-	4	*	0.00	0.00	0.00	0.00	0.00	0.00	0.00	0.00	0.00	0.00	0.00	0.00	bye	0.00	0.00	0.00
John Madsen	DET	-	7	*	0.00	0.00	0.00	0.00	0.00	0.00	0.00	0.00	0.00	bye	0.00	0.00	0.00	0.00	0.00	0.00
James Adkisson	OAK	-	10	*	0.00	0.00	0.00	0.00	0.00	0.00	bye	0.00	0.00	0.00	0.00	0.00	0.00	0.00	0.00	0.00
Brad Cieslak	CLE	-	8	*	0.00	0.00	0.00	0.00	0.00	0.00	0.00	0.00	bye	0.00	0.00	0.00	0.00	0.00	0.00	0.00
Scott Chandler	BUF	-	6	*	0.00	0.00	0.00	0.00	0.00	0.00	0.00	0.00	0.00	bye	0.00	0.00	0.00	0.00	0.00	0.00
Derek Schouman	STL	X	9	*	0.00	0.00	0.00	0.00	0.00	0.00	0.00	bye	0.00	0.00	0.00	0.00	0.00	0.00	0.00	0.00
Michael Allan	SEA	-	5	*	0.00	0.00	0.00	0.00	0.00	0.00	0.00	0.00	0.00	0.00	0.00	bye	0.00	0.00	0.00	0.00
Clark Harris	CIN	-	6	*	0.00	0.00	0.00	0.00	0.00	0.00	0.00	0.00	0.00	0.00	bye	0.00	0.00	0.00	0.00	0.00
Darcy Johnson	STL	X	9	*	0.00	0.00	0.00	0.00	0.00	0.00	0.00	bye	0.00	0.00	0.00	0.00	0.00	0.00	0.00	0.00
Daniel Coats	DEN	-	9	*	0.00	0.00	0.00	0.00	0.00	0.00	0.00	bye	0.00	0.00	0.00	0.00	0.00	0.00	0.00	0.00
Tony Curtis	SFO	-	9	*	0.00	0.00	0.00	0.00	0.00	0.00	0.00	bye	0.00	0.00	0.00	0.00	0.00	0.00	0.00	0.00
Michael Matthews	BUF	X	6	*	0.00	0.00	0.00	0.00	0.00	0.00	0.00	0.00	0.00	0.00	bye	0.00	0.00	0.00	0.00	0.00
Greg Estandia	CLE	X	8	*	0.00	0.00	0.00	0.00	0.00	0.00	0.00	0.00	bye	0.00	0.00	0.00	0.00	0.00	0.00	0.00
Brad Cottam	KAN	X	4	*	0.00	0.00	0.00	0.00	0.00	0.00	0.00	0.00	0.00	0.00	0.00	0.00	bye	0.00	0.00	0.00
Martin Rucker	DAL	-	4	*	0.00	0.00	0.00	0.00	0.00	0.00	0.00	0.00	0.00	0.00	0.00	0.00	bye	0.00	0.00	0.00
Derek Fine	HOU	-	7	*	0.00	0.00	0.00	0.00	0.00	0.00	0.00	0.00	0.00	bye	0.00	0.00	0.00	0.00	0.00	0.00
Gary Barnidge	CAR	-	6	*	0.00	0.00	0.00	0.00	0.00	0.00	0.00	0.00	0.00	0.00	bye	0.00	0.00	0.00	0.00	0.00
Tom Santi	IND	X	7	*	0.00	0.00	0.00	0.00	0.00	0.00	0.00	0.00	0.00	bye	0.00	0.00	0.00	0.00	0.00	0.00
Keith Zinger	ATL	-	8	*	0.00	0.00	0.00	0.00	0.00	0.00	0.00	0.00	bye	0.00	0.00	0.00	0.00	0.00	0.00	0.00
Joey Haynos	MIA	-	5	*	0.00	0.00	0.00	0.00	0.00	0.00	0.00	0.00	0.00	0.00	0.00	bye	0.00	0.00	0.00	0.00
Richard Quinn	DEN	-	9	*	0.00	0.00	0.00	0.00	0.00	0.00	0.00	bye	0.00	0.00	0.00	0.00	0.00	0.00	0.00	0.00
Chase Coffman	CIN	-	6	*	0.00	0.00	0.00	0.00	0.00	0.00	0.00	0.00	0.00	0.00	bye	0.00	0.00	0.00	0.00	0.00
Anthony Hill	HOU	-	7	*	0.00	0.00	0.00	0.00	0.00	0.00	0.00	0.00	0.00	bye	0.00	0.00	0.00	0.00	0.00	0.00
Davon Drew	BAL	-	8	*	0.00	0.00	0.00	0.00	0.00	0.00	0.00	0.00	bye	0.00	0.00	0.00	0.00	0.00	0.00	0.00
Cornelius Ingram	PHI	-	8	*	0.00	0.00	0.00	0.00	0.00	0.00	0.00	0.00	bye	0.00	0.00	0.00	0.00	0.00	0.00	0.00
John Nalbone	DEN	-	9	*	0.00	0.00	0.00	0.00	0.00	0.00	0.00	0.00	bye	0.00	0.00	0.00	0.00	0.00	0.00	0.00
John Phillips	DAL	X	4	*	0.00	0.00	0.00	0.00	0.00	0.00	0.00	0.00	0.00	0.00	0.00	0.00	bye	0.00	0.00	0.00
Spencer Havner	GNB	X	10	*	0.00	0.00	0.00	0.00	0.00	0.00	bye	0.00	0.00	0.00	0.00	0.00	0.00	0.00	0.00	0.00
Garrett Graham	HOU	O	7	*	0.00	0.00	0.00	0.00	0.00	0.00	0.00	0.00	0.00	bye	0.00	0.00	0.00	0.00	0.00	0.00
Dennis Morris	STL	-	9	*	0.00	0.00	0.00	0.00	0.00	0.00	0.00	bye	0.00	0.00	0.00	0.00	0.00	0.00	0.00	0.00
Anthony McCoy	SEA	X	5	*	0.00	0.00	0.00	0.00	0.00	0.00	0.00	0.00	0.00	0.00	bye	0.00	0.00	0.00	0.00	0.00
Mickey																				





# Harger Fantasy Football League

## Top Kicker Scoring

PLAYER	NFL	INJ	BYE	FA	TOTAL	AVG	14	13	12	11	10	9	8	7	6	5	4	3	2	1
David Akers	PHI	-	8		127.00	9.77	13.00	10.00	14.00	13.00	11.00	14.00	bye	13.00	7.00	9.00	6.00	4.00	5.00	8.00
Sebastian Janikowski	OAK	-	10		110.00	8.46	7.00	4.00	5.00	3.00	bye	11.00	15.00	11.00	9.00	10.00	6.00	12.00	10.00	7.00
Matt Bryant	ATL	-	8		110.00	8.46	7.00	4.00	8.00	14.00	9.00	9.00	bye	7.00	5.00	8.00	10.00	9.00	11.00	9.00
Dan Carpenter	MIA	-	5		109.00	8.38	4.00	7.00	15.00	0.00	11.00	4.00	17.00	16.00	12.00	bye	2.00	12.00	2.00	7.00
Josh Brown	STL	-	9		103.00	7.92	7.00	14.00	12.00	6.00	8.00	bye	8.00	5.00	8.00	6.00	8.00	12.00	2.00	7.00
Nick Folk	NYJ	-	7		103.00	7.92	6.00	3.00	6.00	12.00	8.00	11.00	0.00	bye	7.00	18.00	8.00	7.00	8.00	9.00
Adam Vinatieri	IND	-	7		101.00	7.77	12.00	5.00	2.00	4.00	11.00	6.00	12.00	bye	9.00	13.00	4.00	9.00	8.00	6.00
Neil Rackers	HOU	P	7	*	99.00	7.62	8.00	6.00	8.00	9.00	6.00	11.00	6.00	bye	5.00	4.00	7.00	7.00	12.00	10.00
Rob Bironas	TEN	-	9		95.00	7.31	4.00	6.00	0.00	10.00	5.00	bye	5.00	13.00	12.00	11.00	9.00	9.00	3.00	8.00
Jay Feely	ARI	P	6	*	93.50	7.19	26.50	6.00	6.00	7.00	4.00	6.00	5.00	4.00	bye	12.00	5.00	6.00	1.00	5.00
Josh Scobee	JAC	-	9		93.00	7.15	8.00	5.00	8.00	6.00	7.00	bye	5.00	8.00	3.00	18.00	8.00	4.00	7.00	6.00
Olindo Mare	SEA	P	5	*	92.00	7.08	3.00	7.00	6.00	13.00	18.00	1.00	3.00	17.00	3.00	bye	3.00	9.00	2.00	7.00
Jeff Reed	SFO	-	9	*	92.00	7.08	16.00	10.00	0.00	0.00	4.00	bye	4.00	11.00	4.00	0.00	2.00	8.00	13.00	10.00
Mason Crosby	GNB	-	10		92.00	7.08	3.00	10.00	5.00	7.00	bye	9.00	9.00	4.00	8.00	8.00	4.00	5.00	10.00	10.00
David Buehler	DAL	-	4		92.00	7.08	10.00	12.00	10.00	5.00	9.00	1.00	5.00	9.00	3.00	10.00	bye	9.00	8.00	1.00
Billy Cundiff	BAL	-	8	*	90.00	6.92	4.00	4.00	5.00	13.00	3.00	14.00	bye	13.00	8.00	7.00	5.00	6.00	4.00	4.00
Graham Gano	WAS	P	9		88.00	6.77	4.00	1.00	7.00	13.00	4.00	bye	7.00	5.00	6.00	10.00	5.00	10.00	9.00	7.00
Robbie Gould	CHI	-	8		86.00	6.62	1.00	7.00	7.00	11.00	9.00	2.00	bye	2.00	8.00	12.00	3.00	8.00	9.00	7.00
Phil Dawson	CLE	-	8	*	85.00	6.54	6.00	7.00	6.00	8.00	8.00	10.00	bye	12.00	4.00	4.00	11.00	5.00	2.00	2.00
Lawrence Tynes	NYG	-	8	*	85.00	6.54	3.00	7.00	10.00	5.00	8.00	11.00	bye	12.00	0.00	10.00	5.00	5.00	2.00	7.00
Garrett Hartley	NOR	-	10		83.00	6.38	7.00	10.00	13.00	4.00	bye	10.00	8.00	5.00	7.00	0.00	0.00	6.00	11.00	2.00
Connor Barth	TAM	-	4	*	79.00	6.08	9.00	6.00	4.00	3.00	7.00	3.00	8.00	13.00	0.00	6.00	bye	7.00	8.00	5.00
Ryan Succop	KAN	-	4	*	79.00	6.08	0.00	4.00	6.00	7.00	5.00	8.00	7.00	6.00	7.00	9.00	bye	7.00	10.00	3.00
Matt Prater	DEN	O	9	*	78.00	6.00	0.00	6.00	9.00	2.00	7.00	bye	4.00	2.00	9.00	5.00	14.00	7.00	7.00	6.00
Nate Kaeding	SDG	-	10		77.00	5.92	7.00	7.00	19.00	5.00	bye	0.00	0.00	0.00	5.00	9.00	11.00	4.00	8.00	2.00
John Kasay	CAR	-	6	*	75.00	5.77	4.00	2.00	11.00	7.00	10.00	3.00	4.00	12.00	bye	7.00	2.00	1.00	1.00	11.00
Rian Lindell	BUF	-	6	*	72.00	5.54	7.00	2.00	10.00	7.00	2.00	1.00	4.00	11.00	bye	8.00	2.00	12.00	1.00	5.00
Ryan Longwell	MIN	-	4	*	66.00	5.08	3.00	8.00	5.00	3.00	7.00	9.00	4.00	6.00	6.00	2.00	bye	6.00	4.00	3.00
Mike Nugent	CIN	X	6	*	64.00	4.92	0.00	0.00	0.00	0.00	5.00	3.00	2.00	8.00	bye	7.00	8.00	9.00	15.00	7.00
Jason Hanson	DET	X	7	*	58.00	4.46	0.00	0.00	0.00	0.00	0.00	2.00	5.00	bye	10.00	14.00	15.00	4.00	6.00	2.00
Stephen Gostkowski	NWE	X	5	*	56.00	4.31	0.00	0.00	0.00	0.00	0.00	1.00	4.00	11.00	bye	11.00	8.00	2.00	8.00	8.00
Joe Nedney	SFO	X	9	*	52.00	4.00	0.00	0.00	0.00	0.00	11.00	bye	6.00	8.00	5.00	7.00	2.00	5.00	2.00	6.00
Shayne Graham	NWE	-	5	*	50.00	3.85	12.00	9.00	9.00	7.00	9.00	0.00	0.00	0.00	4.00	bye	0.00	0.00	0.00	0.00
Shaun Suisham	PIT	-	5		36.00	2.77	11.00	7.00	13.00	5.00	0.00	0.00	0.00	0.00	0.00	bye	0.00	0.00	0.00	0.00
Dave Rayner	DET	-	7	*	27.00	2.08	1.00	9.00	6.00	5.00	6.00	0.00	0.00	bye	0.00	0.00	0.00	0.00	0.00	0.00
Kris Brown	SDG	-	10	*	20.00	1.54	0.00	0.00	0.00	0.00	bye	3.00	9.00	8.00	0.00	0.00	0.00	0.00	0.00	0.00
John Carney	NOR	-	10	*	18.00	1.38	0.00	0.00	0.00	0.00	bye	0.00	0.00	0.00	0.00	8.00	10.00	0.00	0.00	0.00
Aaron Pettrey	CIN	-	6	*	11.00	0.85	0.00	0.00	4.00	7.00	0.00	0.00	0.00	0.00	bye	0.00	0.00	0.00	0.00	0.00
Clint Stitser	CIN	-	6	*	11.00	0.85	1.00	10.00	0.00	0.00	0.00	0.00	0.00	0.00	bye	0.00	0.00	0.00	0.00	0.00
Shane Andrus	SFO	-	9	*	9.00	0.69	0.00	0.00	9.00	0.00	0.00	bye	0.00	0.00	0.00	0.00	0.00	0.00	0.00	0.00
Steven Hauschka	DEN	-	9	*	7.00	0.54	7.00	0.00	0.00	0.00	0.00	bye	0.00	0.00	0.00	0.00	0.00	0.00	0.00	0.00
Michael Koenen	ATL	-	8	*	3.00	0.23	0.00	0.00	0.00	0.00	0.00	0.00	bye	0.00	0.00	3.00	0.00	0.00	0.00	0.00
Sam Koch	BAL	-	8	*	0.52	0.04	0.00	0.00	0.00	0.00	0.00	0.52	bye	0.00	0.00	0.00	0.00	0.00	0.00	0.00
Matt Stover	IND	-	7	*	0.00	0.00	0.00	0.00	0.00	0.00	0.00	0.00	0.00	bye	0.00	0.00	0.00	0.00	0.00	0.00
Craig Hentrich	TEN	-	9	*	0.00	0.00	0.00	0.00	0.00	0.00	0.00	bye	0.00	0.00	0.00	0.00	0.00	0.00	0.00	0.00
Aaron Elling	OAK	-	10	*	0.00	0.00	0.00	0.00	0.00	0.00	bye	0.00	0.00	0.00	0.00	0.00	0.00	0.00	0.00	0.00
Paul Ernster	PIT	-	5	*	0.00	0.00	0.00	0.00	0.00	0.00	0.00	0.00	0.00	0.00	bye	0.00	0.00	0.00	0.00	0.00
Nick Novak	SDG	-	10	*	0.00	0.00	0.00	0.00	0.00	0.00	bye	0.00	0.00	0.00	0.00	0.00	0.00	0.00	0.00	0.00
Tony Yelk	JAC	-	9	*	0.00	0.00	0.00	0.00	0.00	0.00	0.00	bye	0.00	0.00	0.00	0.00	0.00	0.00	0.00	0.00
Justin Medlock	DET	-	7	*	0.00	0.00	0.00	0.00	0.00	0.00	0.00	0.00	0.00	bye	0.00	0.00	0.00	0.00	0.00	0.00
Brandon Coutu	SEA	-	5	*	0.00	0.00	0.00	0.00	0.00	0.00	0.00	0.00	0.00	0.00	bye	0.00	0.00	0.00	0.00	0.00
Sam Swank	NYG	-	8	*	0.00	0.00	0.00	0.00	0.00	0.00	0.00	0.00	bye	0.00	0.00	0.00	0.00	0.00	0.00	0.00
Rhys Lloyd	CAR	-	6	*	0.00	0.00	0.00	0.00	0.00	0.00	0.00	0.00	0.00	bye	0.00	0.00	0.00	0.00	0.00	0.00
Ricky Schmitt	TEN	-	9	*	0.00	0.00	0.00	0.00	0.00	0.00	0.00	bye	0.00	0.00	0.00	0.00	0.00	0.00	0.00	0.00
Connor Hughes	DAL	-	4	*	0.00	0.00	0.00	0.00	0.00	0.00	0.00	0.00	0.00	0.00	0.00	bye	0.00	0.00	0.00	0.00
Brett Swenson	IND	X	7	*	0.00	0.00	0.00	0.00	0.00	0.00	0.00	0.00	0.00	bye	0.00	0.00	0.00	0.00	0.00	0.00
Garrett Lindholm	ATL	-	8	*	0.00	0.00	0.00	0.00	0.00	0.00	0.00	0.00	bye	0.00	0.00	0.00	0.00	0.00	0.00	0.00
Hunter Lawrence	TAM	-	4	*	0.00	0.00	0.00	0.00	0.00	0.00	0.00	0.00	0.00	0.00	0.00	bye	0.00	0.00	0.00	0.00
Todd Carter	CAR	-	6	*	0.00	0.00	0.00	0.00	0.00	0.00	0.00	0.00	0.00	0.00	bye	0.00	0.00	0.00	0.00	0.00



# Harger Fantasy Football League

## Top Defense / Sp Teams Scoring

PLAYER	NFL	INJ	BYE	FA	TOTAL	AVG	14	13	12	11	10	9	8	7	6	5	4	3	2	1
Green Bay Packers	GNB	-	10		111.00	8.54	7.00	5.00	2.00	10.00	bye	23.00	15.00	10.00	1.00	6.00	12.00	4.00	9.00	7.00
Pittsburgh Steelers	PIT	-	5		104.00	8.00	21.00	5.00	4.00	16.00	0.00	6.00	4.00	3.00	9.00	bye	3.00	12.00	17.00	4.00
New England Patriots	NWE	-	5		102.00	7.85	15.00	11.00	4.00	3.00	12.00	1.00	2.00	6.00	3.00	bye	24.00	3.00	3.00	15.00
Arizona Cardinals	ARI	-	6		98.00	7.54	13.00	3.00	2.00	0.00	3.00	18.00	10.00	6.00	bye	17.00	8.00	10.00	2.00	6.00
Oakland Raiders	OAK	-	10		94.00	7.23	3.00	6.00	10.00	3.00	bye	11.00	16.00	13.00	2.00	18.00	0.00	5.00	4.00	3.00
Seattle Seahawks	SEA	-	5	*	93.00	7.15	8.00	10.00	7.00	2.00	7.00	1.00	2.00	7.00	8.00	bye	5.00	21.00	1.00	14.00
Detroit Lions	DET	-	7	*	92.00	7.08	14.00	5.00	1.00	5.00	2.00	3.00	15.00	bye	3.00	20.00	6.00	5.00	5.00	8.00
New York Giants	NYG	-	8		91.00	7.00	12.00	13.00	6.00	5.00	2.00	6.00	bye	5.00	5.00	5.00	20.00	1.00	2.00	9.00
Chicago Bears	CHI	-	8		86.00	6.62	3.00	2.00	5.00	17.00	5.00	4.00	bye	11.00	6.00	12.00	5.00	8.00	3.00	5.00
San Diego Chargers	SDG	-	10		86.00	6.62	14.00	2.00	18.00	6.00	bye	3.00	0.00	4.00	3.00	3.00	18.00	6.00	8.00	1.00
Dallas Cowboys	DAL	-	4		83.00	6.38	4.00	16.00	4.00	11.00	9.00	1.00	4.00	12.00	4.00	3.00	bye	7.00	7.00	1.00
Philadelphia Eagles	PHI	-	8		82.00	6.31	3.00	4.00	4.00	5.00	11.00	5.00	bye	6.00	5.00	13.00	2.00	15.00	4.00	5.00
Tampa Bay Buccaneers	TAM	-	4		82.00	6.31	3.00	2.00	5.00	18.00	3.00	6.00	17.00	2.00	1.00	10.00	bye	2.00	10.00	3.00
Tennessee Titans	TEN	-	9	*	82.00	6.31	1.00	1.00	2.00	10.00	2.00	bye	2.00	11.00	13.00	9.00	13.00	7.00	5.00	6.00
New Orleans Saints	NOR	-	10		73.00	5.62	12.00	3.00	4.00	2.00	bye	19.00	5.00	1.00	6.00	5.00	4.00	3.00	6.00	3.00
Cleveland Browns	CLE	-	8	*	71.00	5.46	3.00	4.00	4.00	16.00	3.00	4.00	bye	19.00	1.00	3.00	6.00	0.00	3.00	5.00
New York Jets	NYJ	-	7		70.00	5.38	8.00	3.00	14.00	2.00	5.00	2.00	3.00	bye	3.00	13.00	5.00	3.00	4.00	5.00
San Francisco 49ers	SFO	-	9	*	70.00	5.38	12.00	4.00	7.00	2.00	3.00	bye	6.00	10.00	5.00	5.00	11.00	1.00	2.00	2.00
Kansas City Chiefs	KAN	-	4	*	69.00	5.31	4.00	9.00	5.00	2.00	0.00	7.00	4.00	10.00	2.00	2.00	bye	6.00	9.00	9.00
St. Louis Rams	STL	-	9	*	69.00	5.31	4.00	10.00	5.00	0.00	5.00	bye	7.00	3.00	8.00	1.00	13.00	3.00	4.00	6.00
Indianapolis Colts	IND	-	7	*	68.00	5.23	2.00	8.00	2.00	1.00	14.00	3.00	11.00	bye	5.00	3.00	0.00	3.00	13.00	3.00
Washington Redskins	WAS	-	9	*	68.00	5.23	3.00	1.00	2.00	3.00	1.00	bye	9.00	16.00	4.00	6.00	3.00	3.00	6.00	11.00
Baltimore Ravens	BAL	-	8		66.00	5.08	16.00	4.00	0.00	17.00	2.00	5.00	bye	5.00	5.00	2.00	3.00	2.00	1.00	4.00
Atlanta Falcons	ATL	-	8		64.00	4.92	7.00	8.00	2.00	1.00	4.00	3.00	bye	4.00	2.00	12.00	4.00	5.00	8.00	4.00
Miami Dolphins	MIA	-	5	*	64.00	4.92	12.00	2.00	4.00	4.00	5.00	4.00	1.00	5.00	6.00	bye	3.00	0.00	13.00	5.00
Buffalo Bills	BUF	-	6	*	63.00	4.85	8.00	11.00	6.00	11.00	2.00	2.00	3.00	4.00	bye	5.00	0.00	8.00	0.00	3.00
Cincinnati Bengals	CIN	-	6		55.00	4.23	4.00	3.00	3.00	9.00	2.00	3.00	2.00	8.00	bye	6.00	2.00	8.00	5.00	0.00
Carolina Panthers	CAR	-	6	*	54.00	4.15	4.00	5.00	11.00	5.00	3.00	2.00	2.00	3.00	bye	7.00	4.00	3.00	0.00	5.00
Minnesota Vikings	MIN	-	4	*	48.00	3.69	3.00	6.00	5.00	3.00	4.00	6.00	0.00	2.00	8.00	2.00	bye	4.00	4.00	1.00
Houston Texans	HOU	-	7	*	48.00	3.69	5.00	2.00	14.00	5.00	2.00	3.00	1.00	bye	1.00	2.00	7.00	0.00	3.00	3.00
Jacksonville Jaguars	JAC	-	9	*	45.00	3.46	5.00	7.00	0.00	7.00	1.00	bye	6.00	1.00	0.00	3.00	3.00	3.00	4.00	5.00
Denver Broncos	DEN	-	9	*	37.00	2.85	1.00	3.00	2.00	2.00	11.00	bye	0.00	2.00	5.00	1.00	4.00	0.00	5.00	1.00

# HARGER FANTASY FOOTBALL LEAGUE 2010

## Week 13 – Head to Head



**Doomsday II**  
Owner: Tom Harger



**The General**  
Owner: Matthew Harger

VS

<b>13.90</b>	<u>Matt Ryan</u>	ATL	QB	ATL 28 TAM 24	<b>FINAL</b>
	18-36, 205 yds passing (2 TDs), 2 INTs 3 carries, -3 yds rushing				
<b>19.00</b>	<u>Maurice Jones-Drew</u>	JAC	RB	JAC 17 TEN 6	<b>FINAL</b>
	31 carries, 186 yds rushing 1 catch, 4 yds receiving				
<b>17.70</b>	<u>Darren McFadden</u>	OAK	RB	OAK 28 SDG 13	<b>FINAL</b>
	19 carries, 97 yds rushing (1 TDs), 1 fumble(s) 3 catches, 30 yds receiving, 1 tackle				
<b>24.20</b>	<u>Greg Jennings</u>	GNB	WR	SFO 16 GNB 34	<b>FINAL</b>
	6 catches, 122 yds receiving (2 TDs)				
<b>3.80</b>	<u>Tony Gonzalez</u>	ATL	TE	ATL 28 TAM 24	<b>FINAL</b>
	3 catches, 38 yds receiving				
<b>4.70</b>	<u>Jacob Tamme</u>	IND	TE	DAL 38 IND 35	<b>FINAL</b>
	4 catches, 47 yds receiving, 1 tackle				
<b>5.00</b>	<u>Adam Vinatieri</u>	IND	K	DAL 38 IND 35	<b>FINAL</b>
	5 PATs				
<b>10.00</b>	<u>Seattle Seahawks</u>	SEA	D/ST	CAR 14 SEA 31	<b>FINAL</b>
	1 TD, 54 tackles, 21 assists, 6 passes defended, 3.0 sacks, 1 INT				
<b>98.30</b>					

<b>29.34</b>	<u>Tom Brady</u>	NWE	QB	NYJ 3 NWE 45	<b>FINAL</b>
	21-29, 326 yds passing (4 TDs) 1 carry, 3 yds rushing				
<b>3.10</b>	<u>Brian Westbrook</u>	SFO	RB	SFO 16 GNB 34	<b>FINAL</b>
	9 carries, 31 yds rushing				
<b>9.10</b>	<u>Felix Jones</u>	DAL	RB	DAL 38 IND 35	<b>FINAL</b>
	22 carries, 83 yds rushing 3 catches, 8 yds receiving				
<b>26.00</b>	<u>Reggie Wayne</u>	IND	WR	DAL 38 IND 35	<b>FINAL</b>
	14 catches, 200 yds receiving (1 TDs), 1 tackle				
<b>6.10</b>	<u>Larry Fitzgerald</u>	ARI	WR	STL 19 ARI 6	<b>FINAL</b>
	4 catches, 61 yds receiving, 1 tackle				
<b>2.00</b>	<u>Danario Alexander</u>	STL	WR	STL 19 ARI 6	<b>FINAL</b>
	2 catches, 20 yds receiving				
<b>3.00</b>	<u>Nick Folk</u>	NYJ	K	NYJ 3 NWE 45	<b>FINAL</b>
	1 FG (39), 1 missed FG (53)				
<b>5.00</b>	<u>Pittsburgh Steelers</u>	PIT	D/ST	PIT 13 BAL 10	<b>FINAL</b>
	44 tackles, 13 assists, 5 passes defended, 4.0 sacks, 1 FF, 1 FR				
<b>83.64</b>					

### SCORING:

Matt Ryan 17 yd TD pass to Ovie Mughelli (4.00 pts)  
 Matt Ryan 9 yd TD pass to Michael Jenkins (4.00 pts)  
 Darren McFadden 7 yd rushing TD (6.00 pts)  
 Greg Jennings 57 yd TD pass from Aaron Rodgers (6.00 pts)  
 Greg Jennings 1 yd TD pass from Aaron Rodgers (6.00 pts)  
 Adam Vinatieri PAT (1.00 pts)  
 Adam Vinatieri PAT (1.00 pts)  
 Adam Vinatieri PAT (1.00 pts)  
 Adam Vinatieri PAT (1.00 pts)  
 Adam Vinatieri PAT (1.00 pts)  
 Seattle Seahawks 26 yd interception return TD (6.00 pts)

### GAME TOTAL BONUSES:

Matt Ryan 205 yards passing (8.20 pts)  
 Matt Ryan -3 combined rushing and receiving yds (-0.30 pts)  
 Maurice Jones-Drew 190 combined rushing and receiving yds

### SCORING:

Tom Brady 25 yd TD pass to Deion Branch (4.00 pts)  
 Tom Brady 4 yd TD pass to Brandon Tate (4.00 pts)  
 Tom Brady 18 yd TD pass to Wes Welker (4.00 pts)  
 Tom Brady 1 yd TD pass to Aaron Hernandez (4.00 pts)  
 Reggie Wayne 34 yd TD pass from Peyton Manning (6.00 pts)  
 Nick Folk 39 yd FG (3.00 pts)

### GAME TOTAL BONUSES:

Tom Brady 326 yards passing (13.04 pts)  
 Tom Brady 3 combined rushing and receiving yds (0.30 pts)  
 Brian Westbrook 31 combined rushing and receiving yds (3.10 pts)

## HARGER FANTASY FOOTBALL LEAGUE 2010

### Week 13 – Head to Head

(19.00 pts)

Darren McFadden 127 combined rushing and receiving yds

(12.70 pts)

Greg Jennings 122 combined rushing and receiving yds

(12.20 pts)

Tony Gonzalez 38 combined rushing and receiving yds (3.80

pts)

Jacob Tamme 47 combined rushing and receiving yds (4.70

pts)

Seattle Seahawks 3.0 sacks (3.00 pts)

Seattle Seahawks 1 interception (1.00 pts)

#### **DEDUCTIONS:**

Matt Ryan 2 interceptions (-2.00 pts)

Darren McFadden 1 fumble lost (-1.00 pts)

#### **BENCH:**

5.56 Mark Sanchez, QB

15.50 Michael Bush, RB

0.00 Ryan Mathews, RB

1.70 Danny Amendola, WR

3.40 Johnny Knox, WR

20.60 Vernon Davis, TE

4.00 Baltimore Ravens, D/ST

2.00 Tampa Bay Buccaneers, D/ST

pts)

Felix Jones 91 combined rushing and receiving yds (9.10 pts)

Reggie Wayne 200 combined rushing and receiving yds (20.00

pts)

Larry Fitzgerald 61 combined rushing and receiving yds (6.10

pts)

Danario Alexander 20 combined rushing and receiving yds (2.00

pts)

Pittsburgh Steelers 4.0 sacks (4.00 pts)

Pittsburgh Steelers 1 fumble recovered (1.00 pts)

#### **DEDUCTIONS:**

None.

#### **BENCH:**

13.34 Donovan McNabb, QB

1.40 Carnell Williams, RB

15.90 Jonathan Stewart, RB

11.50 Danny Woodhead, RB

0.80 Donald Brown, RB

5.40 Steve Smith, WR

0.00 Patrick Crayton, WR

13.10 Aaron Hernandez, TE

# HARGER FANTASY FOOTBALL LEAGUE 2010

## Week 13 – Head to Head



**The Feds**  
Owner: Paul Harger



**JJJammin-On-The-One**  
Owner: A.J. Harger

VS

<b>15.14</b>	<u>Joe Flacco</u>	BAL	QB	PIT 13 BAL 10	<b>FINAL</b>
	17-33, 266 yds passing (1 TDs) 3 carries, 15 yds rushing, 1 fumble(s)				
<b>17.50</b>	<u>Steven Jackson</u>	STL	RB	STL 19 ARI 6	<b>FINAL</b>
	28 carries, 102 yds rushing (1 TDs) 1 catch, 13 yds receiving				
<b>12.50</b>	<u>Marques Colston</u>	NOR	WR	NOR 34 CIN 30	<b>FINAL</b>
	3 catches, 65 yds receiving (1 TDs)				
<b>0.00</b>	<u>Dwayne Bowe</u>	KAN	WR	DEN 6 KAN 10	<b>FINAL</b>
<b>8.40</b>	<u>DeSean Jackson</u>	PHI	WR	HOU 24 PHI 34	<b>FINAL</b>
	1 carry, 0 yds rushing 3 catches, 84 yds receiving				
<b>12.80</b>	<u>Mike Williams</u>	TAM	WR	ATL 28 TAM 24	<b>FINAL</b>
	6 catches, 68 yds receiving (1 TDs)				
<b>4.00</b>	<u>Matt Bryant</u>	ATL	K	ATL 28 TAM 24	<b>FINAL</b>
	4 PATs				
<b>4.00</b>	<u>Philadelphia Eagles</u>	PHI	D/ST	HOU 24 PHI 34	<b>FINAL</b>
	51 tackles, 4 assists, 5 passes defensed, 2.0 sacks, 1 INT, 1 FF, 1 FR				
<b>74.34</b>					

<b>12.34</b>	<u>Matt Cassel</u>	KAN	QB	DEN 6 KAN 10	<b>FINAL</b>
	17-31, 196 yds passing (1 TDs) 2 carries, 5 yds rushing				
<b>14.80</b>	<u>Michael Turner</u>	ATL	RB	ATL 28 TAM 24	<b>FINAL</b>
	24 carries, 88 yds rushing (1 TDs)				
<b>23.70</b>	<u>Chris Ivory</u>	NOR	RB	NOR 34 CIN 30	<b>FINAL</b>
	15 carries, 117 yds rushing (2 TDs)				
<b>7.40</b>	<u>Roddy White</u>	ATL	WR	ATL 28 TAM 24	<b>FINAL</b>
	7 catches, 74 yds receiving, 2 tackles				
<b>3.60</b>	<u>Steve Johnson</u>	BUF	WR	BUF 14 MIN 38	<b>FINAL</b>
	2 catches, 36 yds receiving				
<b>3.10</b>	<u>Mike Thomas</u>	JAC	WR	JAC 17 TEN 6	<b>FINAL</b>
	4 catches, 31 yds receiving				
<b>4.00</b>	<u>Sebastian Janikowski</u>	OAK	K	OAK 28 SDG 13	<b>FINAL</b>
	4 PATs				
<b>6.00</b>	<u>Oakland Raiders</u>	OAK	D/ST	OAK 28 SDG 13	<b>FINAL</b>
	37 tackles, 8 assists, 3 passes defensed, 4.0 sacks, 1 INT, 1 FR				
<b>74.94</b>					

### SCORING:

Joe Flacco 14 yd TD pass to Anquan Boldin (4.00 pts)  
 Steven Jackson 27 yd rushing TD (6.00 pts)  
 Marques Colston 3 yd TD pass from Drew Brees (6.00 pts)  
 Mike Williams 1 yd TD pass from Josh Freeman (6.00 pts)  
 Matt Bryant PAT (1.00 pts)  
 Matt Bryant PAT (1.00 pts)  
 Matt Bryant PAT (1.00 pts)  
 Matt Bryant PAT (1.00 pts)

### GAME TOTAL BONUSES:

Joe Flacco 266 yards passing (10.64 pts)  
 Joe Flacco 15 combined rushing and receiving yds (1.50 pts)  
 Steven Jackson 115 combined rushing and receiving yds (11.50 pts)  
 Marques Colston 65 combined rushing and receiving yds (6.50 pts)  
 DeSean Jackson 84 combined rushing and receiving yds (8.40 pts)  
 Mike Williams 68 combined rushing and receiving yds (6.80 pts)  
 Philadelphia Eagles 2.0 sacks (2.00 pts)  
 Philadelphia Eagles 1 interception (1.00 pts)

### SCORING:

Matt Cassel 2 yd TD pass to Leonard Pope (4.00 pts)  
 Michael Turner 5 yd rushing TD (6.00 pts)  
 Christopher Ivory 55 yd rushing TD (6.00 pts)  
 Christopher Ivory 1 yd rushing TD (6.00 pts)  
 Sebastian Janikowski PAT (1.00 pts)  
 Sebastian Janikowski PAT (1.00 pts)  
 Sebastian Janikowski PAT (1.00 pts)  
 Sebastian Janikowski PAT (1.00 pts)

### GAME TOTAL BONUSES:

Matt Cassel 196 yards passing (7.84 pts)  
 Matt Cassel 5 combined rushing and receiving yds (0.50 pts)  
 Michael Turner 88 combined rushing and receiving yds (8.80 pts)  
 Chris Ivory 117 combined rushing and receiving yds (11.70 pts)  
 Roddy White 74 combined rushing and receiving yds (7.40 pts)

# HARGER FANTASY FOOTBALL LEAGUE 2010

## Week 13 – Head to Head

Philadelphia Eagles 1 fumble recovered (1.00 pts)

Steve Johnson 36 combined rushing and receiving yds  
(3.60 pts)

Mike Thomas 31 combined rushing and receiving yds  
(3.10 pts)

Oakland Raiders 4.0 sacks (4.00 pts)

Oakland Raiders 1 interception (1.00 pts)

Oakland Raiders 1 fumble recovered (1.00 pts)

### **DEDUCTIONS:**

Joe Flacco 1 fumble lost (-1.00 pts)

### **BENCH:**

13.04 Josh Freeman, QB  
7.60 Brandon Jackson, RB  
5.00 Ray Rice, RB  
5.20 Toby Gerhart, RB  
10.70 Terrell Owens, WR  
1.30 Hines Ward, WR  
4.50 Michael Crabtree, WR  
1.00 Graham Gano, K

### **DEDUCTIONS:**

None.

### **BENCH:**

15.48 Jon Kitna, QB  
7.82 Ryan Fitzpatrick, QB  
6.10 LaDainian Tomlinson, RB  
19.90 BenJarvus Green-Ellis, RB  
17.50 Knowshon Moreno, RB  
2.10 Keiland Williams, RB  
0.00 Steve Smith, WR  
1.40 Dez Bryant, WR

# HARGER FANTASY FOOTBALL LEAGUE 2010

## Week 13 – Head to Head



**The Mighty Warriors**  
Owner: Mark Harger



**NO Mercy**  
Owner: Phillip Harger

VS

<b>29.88</b>	<u>Michael Vick</u>	PHI	QB	HOU 24 PHI 34	<b>FINAL</b>
	22-33, 302 yds passing (2 TDs), 1 INTs 10 carries, 48 yds rushing (1 TDs)				
<b>28.80</b>	<u>Adrian Peterson</u>	MIN	RB	BUF 14 MIN 38	<b>FINAL</b>
	16 carries, 107 yds rushing (3 TDs) 1 catch, 1 yds receiving				
<b>22.90</b>	<u>Arian Foster</u>	HOU	RB	HOU 24 PHI 34	<b>FINAL</b>
	22 carries, 83 yds rushing (1 TDs) 2 catches, 26 yds receiving (1 TDs), 2 tackles, 1 FF				
<b>12.60</b>	<u>Calvin Johnson</u>	DET	WR	CHI 24 DET 20	<b>FINAL</b>
	3 catches, 66 yds receiving (1 TDs)				
<b>12.70</b>	<u>Pierre Garcon</u>	IND	WR	DAL 38 IND 35	<b>FINAL</b>
	1 carry, 11 yds rushing 8 catches, 56 yds receiving (1 TDs)				
<b>1.70</b>	<u>Visanthe Shiancoe</u>	MIN	TE	BUF 14 MIN 38	<b>FINAL</b>
	2 catches, 17 yds receiving				
<b>7.00</b>	<u>Lawrence Tynes</u>	NYG	K	WAS 7 NYG 31	<b>FINAL</b>
	1 FG (28), 4 PATs				
<b>2.00</b>	<u>San Diego Chargers</u>	SDG	D/ST	OAK 28 SDG 13	<b>FINAL</b>
	63 tackles, 15 assists, 1 pass defensed, 1.0 sack, 1 FF, 1 FR				
<b>117.58</b>					

### SCORING:

Michael Vick 1 yd TD pass to LeSean McCoy (4.00 pts)  
 Michael Vick 2 yd rushing TD (6.00 pts)  
 Michael Vick 5 yd TD pass to Owen Schmitt (4.00 pts)  
 Adrian Peterson 2 yd rushing TD (6.00 pts)  
 Adrian Peterson 3 yd rushing TD (6.00 pts)  
 Adrian Peterson 43 yd rushing TD (6.00 pts)  
 Arian Foster 13 yd TD pass from Matt Schaub (6.00 pts)  
 Arian Foster 3 yd rushing TD (6.00 pts)  
 Calvin Johnson 46 yd TD pass from Drew Stanton (6.00 pts)  
 Pierre Garcon 13 yd TD pass from Peyton Manning (6.00 pts)  
 Lawrence Tynes PAT (1.00 pts)

<b>14.70</b>	<u>Philip Rivers</u>	SDG	QB	OAK 28 SDG 13	<b>FINAL</b>
	23-39, 280 yds passing (1 TDs), 1 INTs 1 carry, 5 yds rushing				
<b>6.70</b>	<u>Chris Johnson</u>	TEN	RB	JAC 17 TEN 6	<b>FINAL</b>
	13 carries, 53 yds rushing 2 catches, 14 yds receiving				
<b>7.90</b>	<u>Peyton Hillis</u>	CLE	RB	CLE 13 MIA 10	<b>FINAL</b>
	18 carries, 57 yds rushing 7 catches, 22 yds receiving				
<b>14.00</b>	<u>Wes Welker</u>	NWE	WR	NYJ 3 NWE 45	<b>FINAL</b>
	7 catches, 80 yds receiving (1 TDs)				
<b>7.20</b>	<u>Malcom Floyd</u>	SDG	WR	OAK 28 SDG 13	<b>FINAL</b>
	5 catches, 72 yds receiving				
<b>5.30</b>	<u>Miles Austin</u>	DAL	WR	DAL 38 IND 35	<b>FINAL</b>
	1 carry, 6 yds rushing 4 catches, 47 yds receiving				
<b>6.00</b>	<u>Neil Rackers</u>	HOU	K	HOU 24 PHI 34	<b>FINAL</b>
	1 FG (48), 3 PATs				
<b>13.00</b>	<u>New York Giants</u>	NYG	D/ST	WAS 7 NYG 31	<b>FINAL</b>
	57 tackles, 9 assists, 8 passes defensed, 4.0 sacks, 2 INT, 6 FF, 4 FR				
<b>74.80</b>					

### SCORING:

Philip Rivers 4 yd TD pass to Antonio Gates (4.00 pts)  
 Wes Welker 18 yd TD pass from Tom Brady (6.00 pts)  
 Neil Rackers 48 yd FG (3.00 pts)  
 Neil Rackers PAT (1.00 pts)  
 Neil Rackers PAT (1.00 pts)  
 Neil Rackers PAT (1.00 pts)

# HARGER FANTASY FOOTBALL LEAGUE 2010

## Week 13 – Head to Head

Lawrence Tynes PAT (1.00 pts)  
Lawrence Tynes PAT (1.00 pts)  
Lawrence Tynes PAT (1.00 pts)  
Lawrence Tynes 28 yd FG (3.00 pts)

### GAME TOTAL BONUSES:

Michael Vick 302 yards passing (12.08 pts)  
Michael Vick 48 combined rushing and receiving yds (4.80 pts)  
Adrian Peterson 108 combined rushing and receiving yds (10.80 pts)  
Arian Foster 109 combined rushing and receiving yds (10.90 pts)  
Calvin Johnson 66 combined rushing and receiving yds (6.60 pts)  
Pierre Garcon 67 combined rushing and receiving yds (6.70 pts)  
Visanthe Shiancoe 17 combined rushing and receiving yds (1.70 pts)  
San Diego Chargers 1.0 sack (1.00 pts)  
San Diego Chargers 1 fumble recovered (1.00 pts)

### DEDUCTIONS:

Michael Vick 1 interception (-1.00 pts)

### BENCH:

6.70 Ricky Williams, RB  
4.80 Fred Jackson, RB  
4.00 Ben Obomanu, WR  
22.50 Sidney Rice, WR  
0.00 Hakeem Nicks, WR  
6.70 Jacoby Ford, WR  
15.30 Antonio Gates, TE  
7.00 Nate Kaeding, K

### GAME TOTAL BONUSES:

Philip Rivers 280 yards passing (11.20 pts)  
Philip Rivers 5 combined rushing and receiving yds (0.50 pts)  
Chris Johnson 67 combined rushing and receiving yds (6.70 pts)  
Peyton Hillis 79 combined rushing and receiving yds (7.90 pts)  
Wes Welker 80 combined rushing and receiving yds (8.00 pts)  
Malcom Floyd 72 combined rushing and receiving yds (7.20 pts)  
Miles Austin 53 combined rushing and receiving yds (5.30 pts)  
New York Giants 4.0 sacks (4.00 pts)  
New York Giants 7 total points allowed (3.00 pts)  
New York Giants 2 interceptions (2.00 pts)  
New York Giants 4 fumbles recovered (4.00 pts)

### DEDUCTIONS:

Philip Rivers 1 interception (-1.00 pts)

### BENCH:

3.68 Kyle Orton, QB  
6.70 Shonn Greene, RB  
16.30 LeGarrette Blount, RB  
2.40 Santana Moss, WR  
2.80 Jabar Gaffney, WR  
16.60 Robert Meachem, WR  
0.80 James Jones, WR  
3.20 Blair White, WR



# HARGER FANTASY FOOTBALL LEAGUE 2010

## Week 13 – Head to Head



**The Columbus Knights**  
Owner: Jamie Johnston

VS



**Pigskin Princess**  
Owner: Leah Harger

	<u>Aaron Rodgers</u>	GNB	QB	SFO 16 GNB 34	<b>FINAL</b>
<b>27.82</b>	21-30, 298 yds passing (3 TDs) 4 carries, 39 yds rushing				
<b>18.30</b>	<u>Cedric Benson</u>	CIN	RB	NOR 34 CIN 30	<b>FINAL</b>
	19 carries, 49 yds rushing (2 TDs) 2 catches, 14 yds receiving				
<b>13.60</b>	<u>Jamaal Charles</u>	KAN	RB	DEN 6 KAN 10	<b>FINAL</b>
	21 carries, 116 yds rushing 2 catches, 20 yds receiving				
<b>3.10</b>	<u>Brandon Lloyd</u>	DEN	WR	DEN 6 KAN 10	<b>FINAL</b>
	2 catches, 31 yds receiving				
<b>7.20</b>	<u>Santonio Holmes</u>	NYJ	WR	NYJ 3 NWE 45	<b>FINAL</b>
	7 catches, 72 yds receiving				
<b>3.60</b>	<u>Mercedes Lewis</u>	JAC	TE	JAC 17 TEN 6	<b>FINAL</b>
	3 catches, 36 yds receiving				
<b>10.00</b>	<u>David Akers</u>	PHI	K	HOU 24 PHI 34	<b>FINAL</b>
	2 FGs (36,22), 4 PATs				
<b>16.00</b>	<u>Dallas Cowboys</u>	DAL	D/ST	DAL 38 IND 35	<b>FINAL</b>
	2 TDs, 53 tackles, 12 assists, 7 passes defensed, 4 INT				
<b>99.62</b>					

	<u>Matt Schaub</u>	HOU	QB	HOU 24 PHI 34	<b>FINAL</b>
<b>19.48</b>	22-36, 337 yds passing (2 TDs), 1 INTs, 1 fumble(s), 1 tackle				
<b>6.30</b>	<u>Rashard Mendenhall</u>	PIT	RB	PIT 13 BAL 10	<b>FINAL</b>
	19 carries, 45 yds rushing 3 catches, 18 yds receiving				
<b>16.00</b>	<u>Matt Forte</u>	CHI	RB	CHI 24 DET 20	<b>FINAL</b>
	13 carries, 64 yds rushing (1 TDs) 2 catches, 36 yds receiving				
<b>9.60</b>	<u>Chad Ochocinco</u>	CIN	WR	NOR 34 CIN 30	<b>FINAL</b>
	5 catches, 96 yds receiving				
<b>15.90</b>	<u>Andre Johnson</u>	HOU	WR	HOU 24 PHI 34	<b>FINAL</b>
	2 carries, 10 yds rushing 6 catches, 149 yds receiving				
<b>3.90</b>	<u>Braylon Edwards</u>	NYJ	WR	NYJ 3 NWE 45	<b>FINAL</b>
	2 catches, 39 yds receiving, 1 tackle				
<b>7.00</b>	<u>Robbie Gould</u>	CHI	K	CHI 24 DET 20	<b>FINAL</b>
	1 FG (54), 3 PATs				
<b>2.00</b>	<u>Chicago Bears</u>	CHI	D/ST	CHI 24 DET 20	<b>FINAL</b>
	37 tackles, 23 assists, 3 passes defensed, 2.0 sacks, 1 FF				
<b>80.18</b>					

### SCORING:

Aaron Rodgers 57 yd TD pass to Greg Jennings (4.00 pts)  
 Aaron Rodgers 61 yd TD pass to Donald Driver (4.00 pts)  
 Aaron Rodgers 1 yd TD pass to Greg Jennings (4.00 pts)  
 Cedric Benson 1 yd rushing TD (6.00 pts)  
 Cedric Benson 4 yd rushing TD (6.00 pts)  
 David Akers PAT (1.00 pts)  
 David Akers PAT (1.00 pts)  
 David Akers 36 yd FG (3.00 pts)  
 David Akers 22 yd FG (3.00 pts)  
 David Akers PAT (1.00 pts)  
 David Akers PAT (1.00 pts)  
 Dallas Cowboys 31 yd interception return TD (6.00 pts)  
 Dallas Cowboys 40 yd interception return TD (6.00 pts)

### GAME TOTAL BONUSES:

Aaron Rodgers 298 yards passing (11.92 pts)  
 Aaron Rodgers 39 combined rushing and receiving yds (3.90 pts)  
 Cedric Benson 63 combined rushing and receiving yds (6.30 pts)

### SCORING:

Matt Schaub 8 yd TD pass to Jacoby Jones (4.00 pts)  
 Matt Schaub 13 yd TD pass to Arian Foster (4.00 pts)  
 Matt Forte 14 yd rushing TD (6.00 pts)  
 Robbie Gould PAT (1.00 pts)  
 Robbie Gould PAT (1.00 pts)  
 Robbie Gould 54 yd FG (4.00 pts)  
 Robbie Gould PAT (1.00 pts)

### GAME TOTAL BONUSES:

Matt Schaub 337 yards passing (13.48 pts)  
 Rashard Mendenhall 63 combined rushing and receiving yds (6.30 pts)  
 Matt Forte 100 combined rushing and receiving yds (10.00 pts)  
 Chad Ochocinco 96 combined rushing and receiving yds (9.60 pts)

## HARGER FANTASY FOOTBALL LEAGUE 2010

### Week 13 – Head to Head

Jamaal Charles 136 combined rushing and receiving yds  
(13.60 pts)  
Brandon Lloyd 31 combined rushing and receiving yds (3.10  
pts)  
Antonio Holmes 72 combined rushing and receiving yds (7.20  
pts)  
Mercedes Lewis 36 combined rushing and receiving yds (3.60  
pts)  
Dallas Cowboys 4 interceptions (4.00 pts)

#### **DEDUCTIONS:**

None.

#### **BENCH:**

5.34 Eli Manning, QB  
0.00 Joseph Addai, RB  
1.30 Randy Moss, WR  
5.20 Roy Williams, WR  
0.00 Vincent Jackson, WR  
0.00 Percy Harvin, WR  
10.00 Mason Crosby, K  
3.00 New York Jets, D/ST

pts)  
Andre Johnson 159 combined rushing and receiving yds (15.90  
pts)  
Braylon Edwards 39 combined rushing and receiving yds (3.90  
pts)  
Chicago Bears 2.0 sacks (2.00 pts)

#### **DEDUCTIONS:**

Matt Schaub 1 interception (-1.00 pts)  
Matt Schaub 1 fumble lost (-1.00 pts)

#### **BENCH:**

12.40 Chester Taylor, RB  
7.70 Ronnie Brown, RB  
0.00 Marion Barber, RB  
22.50 Ahmad Bradshaw, RB  
2.20 Derrick Mason, WR  
13.30 Donald Driver, WR  
7.20 Lee Evans, WR  
6.00 Rob Bironas, K

# HARGER FANTASY FOOTBALL LEAGUE 2010

## Week 13 – Head to Head



**Roughriders**  
Owner: Bryan Ferryman

VS



**Big Sexy**  
Owner: Robin Lucas

<b>19.52</b>	<u>Drew Brees</u>	NOR	QB	NOR 34 CIN 30	<b>FINAL</b>
	24-29, 313 yds passing (2 TDs), 1 INTs				
<b>6.30</b>	<u>Mike Tolbert</u>	SDG	RB	OAK 28 SDG 13	<b>FINAL</b>
	7 carries, 16 yds rushing 6 catches, 47 yds receiving				
<b>7.90</b>	<u>Mike Goodson</u>	CAR	RB	CAR 14 SEA 31	<b>FINAL</b>
	3 carries, 19 yds rushing (1 TDs), 1 tackle				
<b>3.60</b>	<u>Mario Manningham</u>	NYG	WR	WAS 7 NYG 31	<b>FINAL</b>
	2 catches, 36 yds receiving				
<b>6.70</b>	<u>Davone Bess</u>	MIA	WR	CLE 13 MIA 10	<b>FINAL</b>
	6 catches, 67 yds receiving				
<b>12.20</b>	<u>Jason Witten</u>	DAL	TE	DAL 38 IND 35	<b>FINAL</b>
	5 catches, 42 yds receiving (1 TDs)				
<b>10.00</b>	<u>Garrett Hartley</u>	NOR	K	NOR 34 CIN 30	<b>FINAL</b>
	2 FGs (48,24), 4 PATs				
<b>3.00</b>	<u>New Orleans Saints</u>	NOR	D/ST	NOR 34 CIN 30	<b>FINAL</b>
	46 tackles, 22 assists, 1 pass defended, 3.0 sacks, 1 FF				
<b>69.22</b>					

<b>18.50</b>	<u>Peyton Manning</u>	IND	QB	DAL 38 IND 35	<b>FINAL</b>
	36-48, 365 yds passing (2 TDs), 4 INTs 1 carry, -1 yds rushing				
<b>10.70</b>	<u>Thomas Jones</u>	KAN	RB	DEN 6 KAN 10	<b>FINAL</b>
	11 carries, 53 yds rushing 4 catches, 54 yds receiving				
<b>25.00</b>	<u>LeSean McCoy</u>	PHI	RB	HOU 24 PHI 34	<b>FINAL</b>
	12 carries, 44 yds rushing (1 TDs) 8 catches, 86 yds receiving (1 TDs)				
<b>3.60</b>	<u>Lance Moore</u>	NOR	WR	NOR 34 CIN 30	<b>FINAL</b>
	6 catches, 36 yds receiving, 1 tackle				
<b>6.80</b>	<u>Jeremy Maclin</u>	PHI	WR	HOU 24 PHI 34	<b>FINAL</b>
	5 catches, 68 yds receiving, 1 tackle				
<b>7.60</b>	<u>Mike Wallace</u>	PIT	WR	PIT 13 BAL 10	<b>FINAL</b>
	5 catches, 76 yds receiving				
<b>7.00</b>	<u>Shaun Suisham</u>	PIT	K	PIT 13 BAL 10	<b>FINAL</b>
	2 FGs (45,19), 1 PAT				
<b>5.00</b>	<u>Green Bay Packers</u>	GNB	D/ST	SFO 16 GNB 34	<b>FINAL</b>
	43 tackles, 10 assists, 3 passes defended, 4.0 sacks, 1 INT				
<b>84.20</b>					

### SCORING:

Drew Brees 52 yd TD pass to Robert Meachem (4.00 pts)  
 Drew Brees 3 yd TD pass to Marques Colston (4.00 pts)  
 Mike Goodson 6 yd rushing TD (6.00 pts)  
 Jason Witten 2 yd TD pass from Jon Kitna (8.00 pts)  
 Garrett Hartley 48 yd FG (3.00 pts)  
 Garrett Hartley PAT (1.00 pts)  
 Garrett Hartley 24 yd FG (3.00 pts)  
 Garrett Hartley PAT (1.00 pts)  
 Garrett Hartley PAT (1.00 pts)  
 Garrett Hartley PAT (1.00 pts)

### GAME TOTAL BONUSES:

Drew Brees 313 yards passing (12.52 pts)  
 Mike Tolbert 63 combined rushing and receiving yds (6.30 pts)  
 Mike Goodson 19 combined rushing and receiving yds (1.90 pts)  
 Mario Manningham 36 combined rushing and receiving yds (3.60 pts)  
 Davone Bess 67 combined rushing and receiving yds (6.70 pts)  
 Jason Witten 42 combined rushing and receiving yds (4.20 pts)

### SCORING:

Peyton Manning 13 yd TD pass to Pierre Garcon (4.00 pts)  
 Peyton Manning 34 yd TD pass to Reggie Wayne (4.00 pts)  
 LeSean McCoy 1 yd TD pass from Michael Vick (6.00 pts)  
 LeSean McCoy 4 yd rushing TD (6.00 pts)  
 Shaun Suisham 45 yd FG (3.00 pts)  
 Shaun Suisham 19 yd FG (3.00 pts)  
 Shaun Suisham PAT (1.00 pts)

### GAME TOTAL BONUSES:

Peyton Manning 365 yards passing (14.60 pts)  
 Peyton Manning -1 combined rushing and receiving yds (-0.10 pts)  
 Thomas Jones 107 combined rushing and receiving yds (10.70 pts)  
 LeSean McCoy 130 combined rushing and receiving yds (13.00 pts)  
 Lance Moore 36 combined rushing and receiving yds (3.60 pts)

# HARGER FANTASY FOOTBALL LEAGUE 2010

## Week 13 – Head to Head

New Orleans Saints 3.0 sacks (3.00 pts)

pts)

Jeremy Maclin 68 combined rushing and receiving yds (6.80

pts)

Mike Wallace 76 combined rushing and receiving yds (7.60

pts)

Green Bay Packers 4.0 sacks (4.00 pts)

Green Bay Packers 1 interception (1.00 pts)

### **DEDUCTIONS:**

Drew Brees 1 interception (-1.00 pts)

### **DEDUCTIONS:**

Peyton Manning 4 interceptions (-4.00 pts)

### **BENCH:**

7.18 Sam Bradford, QB

9.70 Jahvid Best, RB

12.40 Deion Branch, WR

17.80 Anquan Boldin, WR

2.70 Nate Burleson, WR

10.40 Earl Bennett, WR

0.00 Brian Hartline, WR

0.00 Todd Heap, TE

### **BENCH:**

9.66 Chad Henne, QB

22.30 Brandon Jacobs, RB

3.60 C.J. Spiller, RB

0.00 Brandon Marshall, WR

0.00 Mike Sims-Walker, WR

1.40 Legedu Naanee, WR

14.00 Josh Brown, K

3.00 Cincinnati Bengals, D/ST

# HARGER FANTASY FOOTBALL LEAGUE 2010

## Week 13 – Starting Points Summary



[Doomsday II](#)

98.30



[The Feds](#)

74.34



[The General](#)

83.64

[JJJammin-On-The-One](#)

74.94

[GameCast](#) | [GameCenter](#) | **Final**

Actual vs Best: [Doomsday II](#) | [The General](#)

High Scorer: [Tom Brady](#) (29.34 points)

[GameCast](#) | [GameCenter](#) | **Final**

Actual vs Best: [The Feds](#) | [JJJammin-On-The-One](#)

High Scorer: [Chris Ivory](#) (23.70 points)



[The Mighty Warriors](#)

117.58



[The Columbus Knights](#)

99.62



[NO Mercy](#)

74.80

[Pigskin Princess](#)

80.18

[GameCast](#) | [GameCenter](#) | **Final**

Actual vs Best: [The Mighty Warriors](#) | [NO Mercy](#)

High Scorer: [Michael Vick](#) (29.88 points)

[GameCast](#) | [GameCenter](#) | **Final**

Actual vs Best: [The Columbus Knights](#) | [Pigskin Princess](#)

High Scorer: [Aaron Rodgers](#) (27.82 points)



[Roughriders](#)

69.22



[Big Sexy](#)

84.20

[GameCast](#) | [GameCenter](#) | **Final**

Actual vs Best: [Roughriders](#) | [Big Sexy](#)

High Scorer: [LeSean McCoy](#) (25.00 points)

League Average: 85.682

**HARGER FANTASY FOOTBALL LEAGUE 2010**  
**Week 13 – Standings**

**HFFL2010 Division**

	W	L	T	PCT	PF	PA	DIV	STREAK
<a href="#">The Mighty Warriors</a>	9	4	0	0.692	1331.34	1114.96	9 - 4 - 0	Won 2
<a href="#">The Feds</a>	9	4	0	0.692	1145.74	1081.32	9 - 4 - 0	Lost 1
<a href="#">JJJammin-On-The-One</a>	8	5	0	0.615	1133.46	975.18	8 - 5 - 0	Won 3
<a href="#">Pigskin Princess</a>	8	5	0	0.615	1072.40	1052.34	8 - 5 - 0	Lost 3
<a href="#">NO Mercy</a>	7	6	0	0.538	1136.52	1138.46	7 - 6 - 0	Lost 1
<a href="#">Doomsday II</a>	7	6	0	0.538	1042.60	1100.30	7 - 6 - 0	Won 1
<a href="#">The Columbus Knights</a>	6	7	0	0.462	1152.14	1159.78	6 - 7 - 0	Won 1
<a href="#">Roughriders</a>	5	8	0	0.385	945.80	1103.26	5 - 8 - 0	Lost 1
<a href="#">Big Sexy</a>	4	9	0	0.308	1025.44	1125.56	4 - 9 - 0	Won 1
<a href="#">The General</a>	2	11	0	0.154	1032.14	1166.42	2 - 11 - 0	Lost 11

**Week 13 Results**

<b>Doomsday II</b>	<b>98.30</b>	The General	83.64
The Feds	74.34	<b>JJJammin-On-The-One</b>	<b>74.94</b>
<b>The Mighty Warriors</b>	<b>117.58</b>	NO Mercy	74.80
<b>The Columbus Knights</b>	<b>99.62</b>	Pigskin Princess	80.18
Roughriders	69.22	<b>Big Sexy</b>	<b>84.20</b>



# Harger Fantasy Football League

## Top Quarterback Scoring

PLAYER	NFL	INJ	BYE	FA	TOTAL	AVG	13	12	11	10	9	8	7	6	5	4	3	2	1
Aaron Rodgers	GNB	-	10		264.12	22.01	27.82	27.86	30.14	bye	27.66	7.30	19.20	22.92	17.72	19.24	23.64	26.20	14.42
Philip Rivers	SDG	-	10		235.08	19.59	14.70	8.10	24.92	bye	26.10	19.50	16.34	12.96	24.64	17.64	26.40	23.36	20.42
Tom Brady	NWE	P	5		231.86	19.32	29.34	29.74	15.24	32.30	17.06	13.30	10.46	13.78	bye	10.72	22.68	14.92	22.32
Michael Vick	PHI	P	8		231.42	19.28	29.88	24.72	20.72	49.32	26.12	bye	0.00	0.00	0.00	3.66	32.64	23.06	21.30
Drew Brees	NOR	-	10		228.26	19.02	19.52	16.78	29.28	bye	17.12	18.00	18.24	21.72	16.36	14.90	24.60	18.86	12.88
Peyton Manning	IND	-	7		227.66	18.97	18.50	15.40	28.84	7.40	13.76	19.02	bye	19.18	8.46	20.98	24.90	21.90	29.32
Kyle Orton	DEN	-	9		219.74	18.31	3.68	25.88	12.08	27.74	bye	18.56	16.02	14.56	20.56	21.74	23.14	19.78	16.00
Matt Ryan	ATL	-	8		202.70	16.89	13.90	11.88	20.92	25.14	13.90	bye	25.46	16.30	10.98	14.42	19.72	20.60	9.48
Joe Flacco	BAL	-	8		196.02	16.33	15.14	18.36	15.04	20.90	19.34	bye	20.90	19.90	15.84	13.34	22.08	7.06	8.12
Matt Cassel	KAN	D	4		195.92	16.33	12.34	28.12	15.72	34.06	17.04	11.38	15.72	20.84	6.34	bye	21.70	5.54	7.12
Eli Manning	NYG	-	8		193.98	16.17	5.34	16.94	12.08	22.62	23.50	bye	25.14	14.98	22.78	5.60	13.64	12.04	19.32
Carson Palmer	CIN	-	6	*	190.26	15.85	15.96	7.90	16.40	16.68	16.92	14.54	28.48	bye	13.66	20.84	10.60	6.58	21.70
Josh Freeman	TAM	-	4		183.78	15.31	13.04	13.18	14.94	18.54	16.16	17.32	16.48	12.96	16.20	bye	7.86	19.42	17.68
Matt Schaub	HOU	T	7		182.46	15.20	19.48	14.92	14.46	21.96	9.78	10.14	bye	20.50	5.74	15.78	11.64	31.08	6.98
Ryan Fitzpatrick	BUF	-	6		181.06	15.09	7.82	14.00	27.74	9.74	14.86	16.22	31.28	bye	21.20	20.52	17.68	0.00	0.00
Mark Sanchez	NYJ	-	7		179.44	14.95	5.56	9.24	25.80	25.36	22.54	10.44	bye	9.82	7.64	14.44	22.14	23.00	3.46
Jay Cutler	CHI	-	8	*	176.90	14.74	13.56	27.58	8.04	21.88	20.42	bye	10.24	13.50	0.00	-0.32	15.54	23.38	23.08
David Garrard	JAC	-	9	*	176.28	14.69	12.94	14.58	15.06	25.18	bye	31.60	0.00	0.96	18.02	24.92	6.40	6.82	19.80
Donovan McNabb	WAS	P	9		173.06	14.42	13.34	12.14	18.44	16.80	bye	15.90	9.80	11.94	18.28	11.90	14.94	21.04	8.54
Sam Bradford	STL	-	9		168.72	14.06	7.18	24.22	18.02	15.14	bye	15.84	12.24	12.72	6.60	19.36	12.60	13.68	11.12
Matt Hasselbeck	SEA	P	5	*	147.84	12.32	7.06	16.08	19.84	17.32	0.00	5.52	11.78	13.38	bye	5.94	12.30	18.42	20.20
Ben Roethlisberger	PIT	-	5	*	145.32	12.11	13.02	11.64	34.50	27.68	10.82	6.70	19.18	21.78	bye	0.00	0.00	0.00	0.00
Chad Henne	MIA	-	5		140.94	11.74	9.66	18.88	0.00	12.90	7.54	6.98	13.28	17.14	bye	17.20	21.62	8.56	7.18
Shaun Hill	DET	O	7	*	140.44	11.70	0.00	15.70	18.56	16.02	0.00	0.00	bye	7.64	21.98	24.54	11.88	23.00	1.12
Jon Kitna	DAL	-	4		123.62	10.30	15.48	13.52	27.88	24.58	9.32	16.36	16.48	0.00	0.00	bye	0.00	0.00	0.00
Brett Favre	MIN	Q	4	*	115.64	9.64	-1.00	7.78	7.32	6.70	23.94	9.36	9.48	7.72	19.66	bye	9.84	5.00	9.84
Tony Romo	DAL	O	4	*	106.10	8.84	0.00	0.00	0.00	0.00	0.00	0.00	5.56	23.00	26.14	bye	19.26	16.86	15.28
Jason Campbell	OAK	-	10	*	102.36	8.53	18.38	0.00	1.80	bye	12.16	20.80	17.66	3.42	11.06	0.00	0.00	4.38	12.70
Derek Anderson	ARI	D	6	*	102.10	8.51	2.72	5.84	15.80	16.88	12.76	11.36	3.84	bye	0.24	0.56	11.88	4.44	15.78
Vince Young	TEN	X	9	*	95.70	7.97	0.00	0.00	7.60	7.08	bye	18.42	0.00	6.44	17.12	12.72	9.32	0.84	16.16
Alex Smith	SFO	-	9	*	94.46	7.87	0.00	0.00	0.00	0.00	bye	0.00	9.16	15.64	22.96	9.62	12.28	17.80	7.00
Troy Smith	SFO	-	9	*	69.22	5.77	13.56	8.76	9.42	19.44	bye	18.04	0.00	0.00	0.00	0.00	0.00	0.00	0.00
Kevin Kolb	PHI	-	8	*	65.00	5.42	0.00	0.00	0.00	-0.10	0.00	bye	12.04	24.14	14.82	13.14	0.00	0.00	0.96
Colt McCoy	CLE	Q	8	*	64.00	5.33	0.00	0.00	16.54	13.30	14.96	bye	3.76	15.44	0.00	0.00	0.00	0.00	0.00
Bruce Gradkowski	OAK	X	10	*	58.46	4.87	0.00	12.08	4.12	bye	0.00	0.00	0.00	0.00	0.56	17.72	14.50	9.48	0.00
Matthew Stafford	DET	O	7	*	52.50	4.38	0.00	0.00	0.00	0.00	24.70	25.48	bye	0.00	0.00	0.00	0.00	0.00	2.32
Kerry Collins	TEN	-	9	*	47.48	3.96	5.16	0.00	0.00	2.04	bye	2.08	20.04	8.30	0.00	0.00	0.00	9.86	0.00
Matt Moore	CAR	X	6	*	44.78	3.73	0.00	0.00	0.00	0.00	0.52	9.26	19.62	bye	-0.60	0.00	0.00	7.20	8.78
Seneca Wallace	CLE	-	8	*	43.52	3.63	0.00	0.00	0.00	0.00	0.00	bye	0.00	0.00	9.56	10.86	9.64	12.56	0.90
Jimmy Clausen	CAR	-	6	*	41.90	3.49	5.76	6.80	0.36	8.74	1.98	-1.00	0.00	bye	1.44	10.94	5.52	1.36	0.00
Jake Delhomme	CLE	-	8	*	33.24	2.77	12.18	8.00	0.00	0.00	0.00	bye	0.00	0.00	1.88	0.00	0.00	0.00	11.18
Drew Stanton	DET	-	7	*	32.94	2.74	18.32	0.00	0.00	0.00	0.60	0.00	bye	13.88	0.14	0.00	0.00	0.00	0.00
Charlie Batch	PIT	-	5	*	26.08	2.17	0.00	0.00	0.00	0.00	0.00	0.00	0.00	0.00	bye	5.04	20.04	1.00	0.00
Tarvaris Jackson	MIN	-	4	*	25.42	2.12	14.68	0.00	0.00	0.00	0.00	10.74	0.00	0.00	0.00	bye	0.00	0.00	0.00
Tim Tebow	DEN	-	9	*	24.92	2.08	0.00	0.00	0.00	10.32	bye	6.10	0.00	8.30	0.00	0.00	0.00	0.00	0.20
Trent Edwards	JAC	-	9	*	19.24	1.60	0.00	0.00	0.00	0.00	bye	0.00	0.00	5.20	0.00	0.00	0.00	3.28	10.76
Tyler Thigpen	MIA	-	5	*	18.80	1.57	0.96	0.80	9.18	7.06	0.00	0.00	0.00	0.00	bye	0.80	0.00	0.00	0.00
Todd Bouman	JAC	-	9	*	15.68	1.31	0.00	0.00	0.00	0.00	bye	0.00	15.68	0.00	0.00	0.00	0.00	0.00	0.00
Dennis Dixon	PIT	X	5	*	11.36	0.95	0.00	0.00	0.00	0.00	0.00	0.00	0.00	0.00	bye	0.00	0.00	2.52	8.84
Max Hall	ARI	X	6	*	10.30	0.86	-0.60	0.00	0.00	0.00	0.00	4.34	-0.56	bye	5.72	2.28	0.00	-0.88	0.00
Brian St. Pierre	CAR	-	6	*	8.92	0.74	0.00	0.00	8.92	0.00	0.00	0.00	0.00	bye	0.00	0.00	0.00	0.00	0.00
Josh Johnson	TAM	-	4	*	7.70	0.64	0.00	0.00	0.98	1.40	0.00	0.00	0.00	1.78	0.16	bye	3.38	0.00	0.00
Charlie Whitehurst	SEA	-	5	*	7.44	0.62	0.00	0.00	0.00	0.72	6.72	0.00	0.00	0.00	bye	0.00	0.00	0.00	0.00
Luke McCown	JAC	X	9	*	5.20	0.43	0.00	0.00	0.00	0.00	bye	0.00	0.00	0.00	0.00	0.00	0.00	5.20	0.00
Rusty Smith	TEN	-	9	*	4.00	0.33	0.00	2.52	1.48	0.00	bye	0.00	0.00	0.00	0.00	0.00	0.00	0.00	0.00
Caleb Hanie	CHI	-	8	*	2.10	0.17	0.00	0.00	0.00	0.00	0.00	bye	0.00	0.00	0.66	1.44	0.00	0.00	0.00
Tony Pike	CAR	X	6	*	1.88	0.16	0.00	0.00	0.00	0.00	1.88	0.00	0.00	bye	0.00	0.00	0.00	0.00	0.00
John Skelton	ARI	-	6	*	1.80	0.15	1.80	0.00	0.00	0.00	0.00	0.00	0.00	bye	0.00	0.00	0.00	0.00	0.00
David Carr	SFO	-	9	*	1.68	0.14	0.00	0.00	0.00	0.00	bye	0.00	1.68	0.00	0.00	0.00	0.00	0.00	0.00
Chase Daniel	NOR	-	10	*	1.60	0.13	0.00	0.00	0.00	bye	1.60	0.00	0.00	0.00	0.00	0.00	0.00	0.00	0.00
Kyle Boller	OAK	-	10	*	1.10	0.09	0.00	0.00	0.00	bye	0.00	0.00	1.10	0.00	0.00	0.00	0.00	0.00	0.00
Chad Pennington	MIA	X	5	*	0.76	0.06	0.00	0.00	0.00	0.76	0.00	0.00	0.00	0.00	bye	0.00	0.00	0.00	0.00
Rex Grossman	WAS	-	9	*	0.76	0.06	0.00	0.00	0.00	0.00	bye	0.76	0.00	0.00	0.00	0.00	0.00	0.00	0.00
Jordan Palmer	CIN	-	6	*	0.72	0.06	0.00	0.00	0.72	0.00	0.00	0.00	0.00	bye	0.00	0.00	0.00	0.00	0.00
Matt Flynn	GNB	-	10	*	0.50	0.04	-0.20	0.00	0.70	bye	0.00	0.00	0.00	0.00	0.00	0.00	0.00	0.00	0.00
Mark Brunell	NYJ	-	7	*	0.28	0.02	0.00	0.00	0.00	0.00	0.00	0.00	bye	0.00	0.00	0.28	0.00	0.00	0.00
Dan Orlovsky	HOU	-	7	*	0.20	0.02	0.20	0.00	0.00	0.00	0.00	0.00	bye	0.00	0.00	0.00	0.00	0.00	0.00
Billy Volek	SDG	-	10	*	0.02	0.00	0.00	0.00	0.00	bye	0.00	0.00	0.00	0.00	0.00	0.12	0.00	-0.10	0.00
Daunte Culpepper	DET	-	7	*	0.00	0.00	0.00	0.00	0.00	0.00	0.00	0.00	bye	0.00	0.00	0.00	0.00	0.00	0.00
Jeff Garcia	PHI	-	8	*	0.00	0.00	0.00												



# Harger Fantasy Football League

## Top Quarterback Scoring

PLAYER	NFL	INJ	BYE	FA	TOTAL	AVG	13	12	11	10	9	8	7	6	5	4	3	2	1
Patrick Ramsey	MIA	-	5	*	0.00	0.00	0.00	0.00	0.00	0.00	0.00	0.00	0.00	0.00	bye	0.00	0.00	0.00	0.00
Byron Leftwich	PIT	-	5	*	0.00	0.00	0.00	0.00	0.00	0.00	0.00	0.00	0.00	0.00	bye	0.00	0.00	0.00	0.00
Chris Simms	TEN	-	9	*	0.00	0.00	0.00	0.00	0.00	0.00	bye	0.00	0.00	0.00	0.00	0.00	0.00	0.00	0.00
J.P. Losman	SEA	-	5	*	0.00	0.00	0.00	0.00	0.00	0.00	0.00	0.00	0.00	0.00	bye	0.00	0.00	0.00	0.00
Jim Sorgi	NYG	X	8	*	0.00	0.00	0.00	0.00	0.00	0.00	0.00	bye	0.00	0.00	0.00	0.00	0.00	0.00	0.00
Charlie Frye	OAK	X	10	*	0.00	0.00	0.00	0.00	0.00	bye	0.00	0.00	0.00	0.00	0.00	0.00	0.00	0.00	0.00
Matt Leinart	HOU	-	7	*	0.00	0.00	0.00	0.00	0.00	0.00	0.00	0.00	bye	0.00	0.00	0.00	0.00	0.00	0.00
Kellen Clemens	NYJ	-	7	*	0.00	0.00	0.00	0.00	0.00	0.00	0.00	0.00	bye	0.00	0.00	0.00	0.00	0.00	0.00
Brodie Croyle	KAN	-	4	*	0.00	0.00	0.00	0.00	0.00	0.00	0.00	0.00	0.00	0.00	0.00	bye	0.00	0.00	0.00
D.J. Shockley	ATL	-	8	*	0.00	0.00	0.00	0.00	0.00	0.00	0.00	bye	0.00	0.00	0.00	0.00	0.00	0.00	0.00
JaMarcus Russell	OAK	-	10	*	0.00	0.00	0.00	0.00	0.00	bye	0.00	0.00	0.00	0.00	0.00	0.00	0.00	0.00	0.00
Brady Quinn	DEN	-	9	*	0.00	0.00	0.00	0.00	0.00	0.00	bye	0.00	0.00	0.00	0.00	0.00	0.00	0.00	0.00
John Beck	WAS	-	9	*	0.00	0.00	0.00	0.00	0.00	0.00	bye	0.00	0.00	0.00	0.00	0.00	0.00	0.00	0.00
Jeff Rowe	NWE	-	5	*	0.00	0.00	0.00	0.00	0.00	0.00	0.00	0.00	0.00	0.00	bye	0.00	0.00	0.00	0.00
Tyler Palko	KAN	-	4	*	0.00	0.00	0.00	0.00	0.00	0.00	0.00	0.00	0.00	0.00	0.00	bye	0.00	0.00	0.00
Matt Gutierrez	CHI	-	8	*	0.00	0.00	0.00	0.00	0.00	0.00	0.00	bye	0.00	0.00	0.00	0.00	0.00	0.00	0.00
Brian Brohm	BUF	-	6	*	0.00	0.00	0.00	0.00	0.00	0.00	0.00	0.00	0.00	bye	0.00	0.00	0.00	0.00	0.00
Kevin O'Connell	NYJ	X	7	*	0.00	0.00	0.00	0.00	0.00	0.00	0.00	0.00	bye	0.00	0.00	0.00	0.00	0.00	0.00
John David Booty	HOU	-	7	*	0.00	0.00	0.00	0.00	0.00	0.00	0.00	0.00	bye	0.00	0.00	0.00	0.00	0.00	0.00
Erik Ainge	NYJ	-	7	*	0.00	0.00	0.00	0.00	0.00	0.00	0.00	0.00	0.00	bye	0.00	0.00	0.00	0.00	0.00
Colt Brennan	OAK	-	10	*	0.00	0.00	0.00	0.00	0.00	bye	0.00	0.00	0.00	0.00	0.00	0.00	0.00	0.00	0.00
Brett Ratliff	CLE	-	8	*	0.00	0.00	0.00	0.00	0.00	0.00	0.00	0.00	0.00	0.00	0.00	0.00	0.00	0.00	0.00
Pat White	MIA	-	5	*	0.00	0.00	0.00	0.00	0.00	0.00	0.00	0.00	0.00	0.00	0.00	bye	0.00	0.00	0.00
Stephen McGee	DAL	-	4	*	0.00	0.00	0.00	0.00	0.00	0.00	0.00	0.00	0.00	0.00	0.00	bye	0.00	0.00	0.00
Rhett Bomar	NYG	-	8	*	0.00	0.00	0.00	0.00	0.00	0.00	0.00	bye	0.00	0.00	0.00	0.00	0.00	0.00	0.00
Nate Davis	SFO	-	9	*	0.00	0.00	0.00	0.00	0.00	0.00	bye	0.00	0.00	0.00	0.00	0.00	0.00	0.00	0.00
Tom Brandstater	MIA	-	5	*	0.00	0.00	0.00	0.00	0.00	0.00	0.00	0.00	0.00	0.00	0.00	bye	0.00	0.00	0.00
Mike Teel	CHI	-	8	*	0.00	0.00	0.00	0.00	0.00	0.00	0.00	bye	0.00	0.00	0.00	0.00	0.00	0.00	0.00
Keith Null	CAR	-	6	*	0.00	0.00	0.00	0.00	0.00	0.00	0.00	0.00	0.00	0.00	0.00	bye	0.00	0.00	0.00
Curtis Painter	IND	-	7	*	0.00	0.00	0.00	0.00	0.00	0.00	0.00	0.00	0.00	0.00	0.00	0.00	0.00	0.00	0.00
Richard Bartel	ARI	-	6	*	0.00	0.00	0.00	0.00	0.00	0.00	0.00	0.00	0.00	0.00	0.00	bye	0.00	0.00	0.00
Drew Willy	IND	-	7	*	0.00	0.00	0.00	0.00	0.00	0.00	0.00	0.00	0.00	0.00	0.00	0.00	0.00	0.00	0.00
Mike Kafka	PHI	-	8	*	0.00	0.00	0.00	0.00	0.00	0.00	0.00	bye	0.00	0.00	0.00	0.00	0.00	0.00	0.00
Jonathan Crompton	NWE	-	5	*	0.00	0.00	0.00	0.00	0.00	0.00	0.00	0.00	0.00	0.00	0.00	bye	0.00	0.00	0.00
Dan LeFevour	CIN	-	6	*	0.00	0.00	0.00	0.00	0.00	0.00	0.00	0.00	0.00	0.00	0.00	bye	0.00	0.00	0.00
Joe Webb	MIN	Q	4	*	0.00	0.00	0.00	0.00	0.00	0.00	0.00	0.00	0.00	0.00	0.00	bye	0.00	0.00	0.00
Levi Brown	BUF	-	6	*	0.00	0.00	0.00	0.00	0.00	0.00	0.00	0.00	0.00	0.00	0.00	bye	0.00	0.00	0.00
Sean Canfield	NOR	-	10	*	0.00	0.00	0.00	0.00	0.00	bye	0.00	0.00	0.00	0.00	0.00	0.00	0.00	0.00	0.00
Zac Robinson	DET	-	7	*	0.00	0.00	0.00	0.00	0.00	0.00	0.00	0.00	0.00	0.00	0.00	0.00	0.00	0.00	0.00
Jevan Snead	TAM	-	4	*	0.00	0.00	0.00	0.00	0.00	0.00	0.00	0.00	0.00	0.00	0.00	0.00	bye	0.00	0.00
Jarrett Brown	SFO	-	9	*	0.00	0.00	0.00	0.00	0.00	0.00	bye	0.00	0.00	0.00	0.00	0.00	0.00	0.00	0.00
Tim Hiller	IND	-	7	*	0.00	0.00	0.00	0.00	0.00	0.00	0.00	0.00	0.00	0.00	0.00	0.00	0.00	0.00	0.00
Hunter Cantwell	BAL	-	8	*	0.00	0.00	0.00	0.00	0.00	0.00	0.00	0.00	0.00	0.00	0.00	0.00	0.00	0.00	0.00
Sage Rosenfels	NYG	-	8	*	-0.30	-0.03	0.00	0.00	0.00	0.00	-0.30	bye	0.00	0.00	0.00	0.00	0.00	0.00	0.00
Brian Hoyer	NWE	-	5	*	-1.30	-0.11	0.00	0.00	0.00	0.00	-1.10	0.00	0.00	0.00	bye	-0.20	0.00	0.00	0.00
Todd Collins	CHI	-	8	*	-1.36	-0.11	0.00	0.00	0.00	0.00	0.00	bye	0.00	0.00	-2.72	0.44	0.92	0.00	0.00





# Harger Fantasy Football League

## Top Running Back Scoring

PLAYER	NFL	INJ	BYE	FA	TOTAL	AVG	13	12	11	10	9	8	7	6	5	4	3	2	1
Arian Foster	HOU	-	7		258.70	21.56	22.90	21.80	25.30	12.00	31.70	22.70	bye	21.70	2.70	30.70	11.60	13.80	41.80
Adrian Peterson	MIN	P	4		217.50	18.13	28.80	13.00	8.80	7.50	26.40	20.20	23.20	13.10	10.80	bye	31.00	24.60	10.10
Peyton Hillis	CLE	-	8		214.32	17.86	7.90	37.40	20.30	15.90	33.00	bye	13.52	9.00	12.70	17.00	24.00	12.10	11.50
LeSean McCoy	PHI	-	8		188.70	15.73	25.00	12.00	20.00	15.40	10.30	bye	10.20	8.50	19.80	16.40	6.10	30.80	14.20
Maurice Jones-Drew	JAC	-	9		178.30	14.86	19.00	12.20	26.00	24.30	bye	14.80	18.10	6.50	9.30	24.10	8.90	3.80	11.30
Jamaal Charles	KAN	-	4		173.60	14.47	13.60	22.60	12.60	18.10	10.00	23.80	13.10	11.70	9.10	bye	15.40	7.60	16.00
Chris Johnson	TEN	-	9		166.50	13.88	6.70	0.70	13.60	18.40	bye	14.30	7.30	19.10	25.20	5.40	24.50	4.30	27.00
Rashard Mendenhall	PIT	-	5		164.30	13.69	6.30	20.10	10.90	5.50	19.00	14.50	4.30	15.90	bye	20.80	20.30	7.20	19.50
Ahmad Bradshaw	NYG	P	8		164.20	13.68	22.50	10.30	1.40	13.50	21.20	bye	12.80	14.30	8.90	19.30	16.80	8.90	14.30
Darren McFadden	OAK	-	10		162.10	13.51	17.70	6.50	3.00	bye	10.40	13.50	43.60	0.00	0.00	12.90	18.20	15.30	21.00
Matt Forte	CHI	-	8		161.70	13.48	16.00	13.90	16.40	7.80	8.10	bye	6.30	11.10	30.80	3.30	4.30	12.60	31.10
Michael Turner	ATL	-	8		161.50	13.46	14.80	17.40	18.70	3.90	22.70	bye	26.40	4.90	14.00	7.80	18.50	7.50	4.90
Frank Gore	SFO	X	9	*	158.50	13.21	0.00	5.20	6.00	21.40	bye	18.50	15.90	14.90	11.30	13.70	14.50	28.80	8.30
Steven Jackson	STL	-	9		147.50	12.29	17.50	6.60	6.10	20.80	bye	6.30	14.50	17.10	12.60	12.40	12.40	12.50	8.70
Ray Rice	BAL	-	8		143.70	11.98	5.00	13.20	19.10	10.20	18.00	bye	7.30	12.60	27.90	2.90	9.60	11.70	6.20
LaDainian Tomlinson	NYJ	T	7		142.30	11.86	6.10	6.30	10.70	11.00	10.20	8.30	bye	18.70	10.70	27.50	14.80	10.20	7.80
BenJarvus Green-Ellis	NWE	-	5		142.30	11.86	19.90	17.90	16.00	12.30	1.40	24.30	8.40	8.00	bye	13.60	16.40	1.90	2.20
Cedric Benson	CIN	-	6		137.70	11.48	18.30	4.10	19.60	4.10	13.40	8.10	6.60	bye	18.30	6.00	21.00	7.80	10.40
Mike Tolbert	SDG	-	10		136.80	11.40	6.30	17.80	21.30	bye	5.40	15.00	7.80	6.30	8.50	16.30	8.00	21.50	2.60
Knowshon Moreno	DEN	-	9		134.80	11.23	17.50	16.80	18.00	21.60	bye	5.90	21.00	3.80	0.00	0.00	0.00	17.80	12.40
Fred Jackson	BUF	-	6		125.10	10.43	4.80	22.30	24.90	28.00	8.60	7.50	7.70	bye	6.60	2.10	0.80	9.90	1.90
Thomas Jones	KAN	-	4		117.30	9.77	10.70	8.20	19.10	2.20	3.20	8.20	18.50	17.00	1.90	bye	15.60	8.80	3.90
Jahvid Best	DET	P	7		115.20	9.60	9.70	0.00	1.70	3.90	8.80	7.90	bye	4.70	10.40	7.40	3.90	41.20	15.60
Brandon Jackson	GNB	-	10		107.10	8.93	7.60	3.60	6.60	bye	18.80	7.20	16.40	8.20	14.00	3.40	3.90	9.90	7.50
Brandon Jacobs	NYG	-	8		104.60	8.72	22.30	8.70	3.20	2.80	7.80	bye	12.50	15.50	10.10	12.60	1.80	0.80	6.50
Felix Jones	DAL	-	4		93.50	7.79	9.10	11.30	7.60	19.60	1.60	3.60	6.20	9.30	12.60	bye	4.30	1.90	6.40
Chris Ivory	NOR	-	10		93.30	7.78	23.70	15.80	15.90	bye	5.00	0.70	4.80	17.50	3.90	5.70	0.30	0.00	0.00
Danny Woodhead	NWE	-	5		92.90	7.74	11.50	4.50	15.00	3.30	9.20	11.80	5.20	11.50	bye	10.70	10.20	0.00	0.00
Ronnie Brown	MIA	-	5		92.50	7.71	7.70	8.50	2.90	7.10	15.90	6.80	3.40	7.50	bye	5.60	5.30	7.30	14.50
Michael Bush	OAK	-	10		89.80	7.48	15.50	0.10	5.10	bye	1.70	16.60	12.50	5.90	19.50	11.60	1.30	0.00	0.00
LeGarrette Blount	TAM	-	4		89.80	7.48	16.30	5.50	8.20	15.10	4.60	23.90	7.20	0.00	0.30	bye	8.70	0.00	0.00
Marshawn Lynch	SEA	-	5	*	88.80	7.40	28.00	3.30	3.50	12.20	4.80	0.70	8.90	11.30	bye	-0.20	8.60	6.40	1.30
Carnell Williams	TAM	-	4		80.80	6.73	1.40	6.00	11.80	14.50	2.20	3.60	10.60	7.10	3.30	bye	4.60	5.90	9.80
Ricky Williams	MIA	-	5		80.00	6.67	6.70	15.80	1.30	7.00	0.10	10.90	4.80	6.30	bye	16.10	2.80	2.00	6.20
Justin Forsett	SEA	-	5	*	79.80	6.65	6.00	1.00	4.30	15.50	0.40	3.70	7.20	13.60	bye	7.50	9.40	5.20	6.00
Tim Hightower	ARI	-	6	*	78.50	6.54	8.60	0.00	8.60	12.20	3.90	1.10	5.30	bye	0.60	2.40	4.00	18.40	13.40
Jason Snelling	ATL	Q	8	*	77.90	6.49	0.00	3.90	2.80	12.70	3.90	bye	1.90	2.70	2.00	3.60	7.00	36.60	0.80
Shonn Greene	NYJ	-	7		75.10	6.26	6.70	8.10	3.20	9.40	5.50	3.20	bye	4.30	11.70	11.70	3.60	6.00	1.70
Mike Goodson	CAR	-	6		71.90	5.99	7.90	19.60	15.10	10.30	4.70	1.70	-0.50	bye	0.00	0.00	4.70	5.30	3.10
Keiland Williams	WAS	-	9	*	70.40	5.87	2.10	2.60	9.50	31.90	bye	11.30	0.00	9.10	1.00	0.00	1.40	1.50	0.00
Joseph Addai	IND	O	7		69.40	5.78	0.00	0.00	0.00	0.00	0.00	0.00	bye	17.80	8.90	20.20	3.90	11.30	7.30
Ryan Torain	WAS	Q	9	*	67.60	5.63	0.00	0.00	0.00	0.00	bye	8.90	11.50	22.90	6.70	13.00	4.60	0.00	0.00
Jonathan Stewart	CAR	-	6		65.00	5.42	15.90	9.80	0.00	0.00	2.00	3.80	2.90	bye	3.40	13.60	8.10	4.30	1.20
Darren Sproles	SDG	Q	10	*	61.30	5.11	-0.30	4.10	13.40	bye	0.90	13.70	7.70	5.70	3.30	0.70	1.60	10.00	0.50
Willis McGahee	BAL	-	8	*	60.50	5.04	0.70	2.20	1.30	0.40	12.60	bye	13.40	0.00	12.70	9.10	2.90	1.00	4.20
Ryan Mathews	SDG	-	10		56.10	4.68	0.00	0.00	0.00	bye	5.00	11.40	2.20	7.60	5.90	12.80	0.00	4.50	6.70
Marion Barber	DAL	O	4		54.20	4.52	0.00	8.70	5.10	4.50	1.40	7.60	1.30	4.60	1.90	bye	12.00	3.10	4.00
Donald Brown	IND	Q	7		53.00	4.42	0.80	7.10	10.80	5.00	9.70	2.90	bye	0.00	0.00	0.00	1.20	14.80	0.70
Chester Taylor	CHI	T	8		49.70	4.14	12.40	-0.30	1.00	4.10	8.70	bye	3.00	3.50	5.40	2.20	0.90	1.50	7.30
Chris Wells	ARI	-	6	*	49.50	4.13	2.40	5.60	3.90	0.00	-0.20	12.40	11.40	bye	4.00	2.50	7.50	0.00	0.00
DeAngelo Williams	CAR	X	6	*	47.20	3.93	0.00	0.00	0.00	0.00	0.00	0.00	5.30	bye	5.90	16.00	6.40	7.40	6.20
Derrick Ward	HOU	-	7	*	44.60	3.72	1.50	4.70	0.00	1.10	1.20	1.40	bye	13.00	7.30	14.00	0.40	0.00	0.00
Javarris James	IND	-	7	*	41.60	3.47	15.50	1.20	2.70	8.60	13.20	0.40	bye	0.00	0.00	0.00	0.00	0.00	0.00
Rashad Jennings	JAC	-	9	*	41.30	3.44	11.40	11.30	1.20	0.80	bye	0.00	0.00	0.00	0.00	1.50	3.30	8.80	3.00
John Kuhn	GNB	-	10	*	40.80	3.40	7.70	0.90	0.00	bye	6.20	2.10	1.20	0.90	1.70	3.90	5.10	3.60	7.50
Clinton Portis	WAS	X	9	*	40.20	3.35	0.00	0.00	4.60	0.00	bye	0.00	0.00	0.00	0.00	8.10	5.80	15.30	6.40
Ladell Betts	NOR	X	10	*	40.10	3.34	0.00	0.00	3.70	bye	9.20	0.80	4.80	8.60	6.00	7.00	0.00	0.00	0.00
Toby Gerhart	MIN	P	4		39.80	3.32	5.20	14.10	3.40	3.70	0.90	6.70	3.00	0.40	0.70	bye	0.20	1.50	0.00
C.J. Spiller	BUF	-	6		39.10	3.26	3.60	0.00	0.00	1.40	2.50	4.50	2.30	bye	3.40	1.50	15.90	2.60	1.40
LaRod Stephens-Howling	ARI	-	6	*	37.20	3.10	0.00	1.30	0.00	1.40	6.90	10.10	1.30	bye	0.80	0.40	6.00	2.50	6.50
Maurice Morris	DET	-	7	*	37.00	3.08	4.00	19.50	7.10	0.00	0.00	0.00	bye	0.00	0.00	0.00	4.10	0.80	1.50
Isaac Redman	PIT	P	5	*	35.80	2.98	9.30	2.50	10.30	0.00	0.20	1.90	0.90	3.10	bye	0.60	4.00	1.10	1.90
Earnest Graham	TAM	-	4	*	34.88	2.91	4.08	0.00	0.70	0.00	0.00	0.40	0.00	0.00	12.50	bye	7.00	9.40	0.80
Kenneth Darby	STL	D	9	*	34.20	2.85	1.20	6.40	0.00	0.60	bye	0.60	3.80	0.00	1.70	8.00	11.70	0.00	0.20
Pierre Thomas	NOR	P	10	*	34.00	2.83	0.00	0.00	0.00	bye	0.00	0.00	0.00	0.00	0.00	0.00	9.10	10.30	14.60
Jerome Harrison	PHI	-	8	*	33.90	2.83	2.00	0.60	0.00	18.40	0.60	bye	0.00	0.00	0.60	0.00	0.00	5.80	5.90
Correll Buckhalter	DEN	-	9	*	32.80	2.73	0.00	1.20	0.90	0.90	bye	2.30	0.00	2.00	2.50	10.10	4.50	7.90	0.50
Mewelde Moore	PIT	-	5	*	30.30	2.53	0.20	4.50	1.90	13.30	1.30	1.90	5.90	0.10	bye	0.00	0.80	0.10	0.30
Javon Ringer	TEN	-	9		29.40	2.45	0.40	3.10	0.10	0.80	bye	0.30	0.90	5.00	1.40	5.00	3.00	0.10	9.30
Tashard Choice	DAL	-	4		29.30	2.44	16.0												



# Harger Fantasy Football League

## Top Running Back Scoring

PLAYER	NFL	INJ	BYE	FA	TOTAL	AVG	13	12	11	10	9	8	7	6	5	4	3	2	1
Anthony Dixon	SFO	-	9	*	22.40	1.87	3.70	10.90	0.00	-0.10	bye	1.10	-0.60	0.90	0.00	0.30	0.00	6.20	0.00
Brian Leonard	CIN	-	6	*	22.20	1.85	2.80	0.30	2.30	5.00	1.40	0.20	0.00	bye	0.90	7.10	2.20	0.00	0.00
Leon Washington	SEA	-	5	*	21.60	1.80	0.50	0.50	0.90	0.00	-1.00	2.90	0.00	0.00	bye	2.90	12.00	1.70	1.20
Patrick Cobbs	MIA	-	5	*	19.40	1.62	1.10	9.20	0.10	9.60	0.00	0.00	0.00	0.00	bye	0.00	-0.60	0.00	0.00
Bernard Scott	CIN	T	6	*	19.40	1.62	4.30	0.00	-0.90	0.80	-1.00	2.20	5.70	bye	-0.60	0.70	1.50	1.70	5.00
Owen Schmitt	PHI	-	8	*	19.10	1.59	6.50	0.00	1.40	0.60	1.20	bye	0.60	-0.10	1.90	4.30	0.60	2.10	0.00
Ovie Mughelli	ATL	-	8	*	17.50	1.46	9.20	1.60	0.00	0.70	0.00	bye	0.00	0.20	0.20	0.20	2.90	2.50	0.00
Reggie Bush	NOR	-	10	*	17.00	1.42	2.60	0.30	0.00	bye	0.00	0.00	0.00	0.00	0.00	0.00	0.00	9.40	4.70
LeRon McClain	BAL	T	8	*	16.90	1.41	0.00	0.00	1.60	0.50	1.70	bye	3.50	1.10	2.40	2.00	2.20	0.80	1.10
Mike Sellers	WAS	-	9	*	16.10	1.34	1.70	0.00	0.60	2.80	bye	0.00	1.50	1.70	2.20	0.50	1.10	3.80	0.20
Spencer Larsen	DEN	O	9	*	12.90	1.08	0.00	1.10	0.00	8.00	bye	0.00	2.90	0.10	0.00	0.00	0.00	0.40	0.40
Laurence Maroney	DEN	-	9	*	12.40	1.03	0.00	0.00	0.00	0.00	bye	0.00	0.00	1.80	2.70	1.50	6.40	0.00	0.00
Deji Karim	JAC	-	9	*	11.50	0.96	0.00	0.00	0.00	0.00	bye	0.30	3.00	1.20	7.00	0.00	0.00	0.00	0.00
Fred Taylor	NWE	-	5	*	11.30	0.94	0.90	0.00	0.00	0.00	0.00	0.00	0.00	0.00	bye	0.00	1.60	1.10	7.70
Kevin Faulk	NWE	X	5	*	10.70	0.89	0.00	0.00	0.00	0.00	0.00	0.00	0.00	0.00	bye	0.00	0.00	3.70	7.00
James Davis	WAS	-	9	*	10.50	0.88	8.10	1.50	0.00	0.00	bye	0.00	0.00	0.00	0.00	0.00	0.90	0.00	0.00
Steve Slaton	HOU	-	7	*	10.40	0.87	0.00	0.00	0.00	0.00	0.00	0.00	bye	0.00	-0.10	4.50	1.70	1.40	2.90
Aaron Brown	DET	-	7	*	10.30	0.86	0.00	6.50	1.50	0.00	0.00	0.00	bye	0.00	0.00	0.00	0.00	2.30	0.00
Heath Evans	NOR	-	10	*	10.10	0.84	0.00	0.00	0.40	bye	0.00	0.20	0.20	6.40	0.00	0.40	0.00	1.80	0.70
Danny Ware	NYG	-	8	*	9.40	0.78	0.10	0.70	0.00	0.00	6.60	bye	0.00	0.00	0.00	0.00	0.00	2.00	0.00
Sammy Morris	NWE	-	5	*	9.20	0.77	0.40	1.50	0.50	0.80	1.20	0.00	0.20	0.30	bye	0.30	1.90	1.90	0.20
Jerome Felton	DET	-	7	*	9.20	0.77	0.20	0.70	0.40	2.30	0.30	0.30	bye	0.80	0.70	1.80	1.00	0.00	0.70
Vonta Leach	HOU	-	7	*	9.10	0.76	2.10	0.70	0.00	0.00	0.00	0.70	bye	0.00	1.80	0.00	1.80	2.00	0.00
Jackie Battle	KAN	-	4	*	8.80	0.73	0.00	0.00	0.00	0.40	0.00	0.30	7.20	0.00	0.00	bye	0.90	0.00	0.00
Naufahu Tahi	MIN	-	4	*	8.70	0.73	0.00	0.70	1.00	0.00	0.00	6.90	0.00	0.00	0.00	bye	0.00	0.10	0.00
Tyrell Sutton	CAR	P	6	*	8.70	0.73	3.10	0.00	0.00	0.00	5.60	0.00	0.00	bye	0.00	0.00	0.00	0.00	0.00
Chris Gronkowski	DAL	-	4	*	8.30	0.69	0.00	0.00	0.00	0.00	0.00	0.00	0.00	1.00	0.00	bye	0.00	7.30	0.00
Lousaka Polite	MIA	-	5	*	8.10	0.68	-0.10	0.20	0.00	1.50	0.00	0.80	0.40	0.70	bye	0.00	1.80	1.00	1.80
Michael Robinson	SEA	-	5	*	7.92	0.66	1.40	0.00	0.00	0.00	0.00	0.00	1.00	0.30	bye	1.82	0.00	2.20	1.20
Corey McIntyre	BUF	P	6	*	7.50	0.63	-0.20	0.00	0.20	0.10	6.10	0.00	0.90	bye	0.10	0.10	0.00	0.20	0.00
James Starks	GNB	-	10	*	7.30	0.61	7.30	0.00	0.00	bye	0.00	0.00	0.00	0.00	0.00	0.00	0.00	0.00	0.00
Eldra Buckley	PHI	-	8	*	5.60	0.47	0.00	0.30	0.00	1.30	0.00	bye	0.00	4.00	0.00	0.00	0.00	0.00	0.00
Mike Bell	CLE	-	8	*	5.50	0.46	0.00	1.40	0.10	0.00	0.70	bye	-0.30	0.30	0.80	1.10	1.40	0.00	0.00
Ahmad Hall	TEN	-	9	*	5.30	0.44	0.00	-0.10	1.90	1.10	bye	0.00	0.00	0.10	0.00	0.70	0.00	1.30	0.30
Tony Fiammetta	CAR	-	6	*	5.10	0.43	2.00	1.10	0.00	0.00	1.30	0.00	0.00	bye	0.30	0.40	0.00	0.00	0.00
Dimitri Nance	GNB	-	10	*	4.80	0.40	0.00	0.00	3.70	bye	0.50	0.00	0.00	0.00	0.00	0.00	0.00	0.60	0.00
Ryan Grant	GNB	X	10	*	4.50	0.38	0.00	0.00	0.00	bye	0.00	0.00	0.00	0.00	0.00	0.00	0.00	0.00	4.50
Lance Ball	DEN	-	9	*	4.10	0.34	0.00	3.10	0.10	0.90	bye	0.00	0.00	0.00	0.00	0.00	0.00	0.00	0.00
Albert Young	MIN	X	0	*	4.00	0.00	2.70	0.00	0.00	0.00	0.00	0.00	0.00	0.00	0.00	0.00	0.00	0.00	1.30
Greg Jones	JAC	-	9	*	3.90	0.32	1.10	0.20	0.00	1.60	bye	0.20	0.00	0.00	0.00	0.40	0.00	0.50	-0.10
Quinton Ganther	BUF	-	6	*	3.30	0.28	0.00	2.00	1.10	0.20	0.00	0.00	0.00	bye	0.00	0.00	0.00	0.00	0.00
Gartrell Johnson	ATL	-	8	*	3.30	0.28	1.00	0.00	0.00	0.00	0.00	bye	2.30	0.00	0.00	0.00	0.00	0.00	0.00
Keith Toston	STL	-	9	*	3.20	0.27	0.00	0.00	0.00	0.00	bye	0.00	0.70	0.00	0.00	0.30	2.20	0.00	0.00
Joe McKnight	NYJ	-	7	*	3.10	0.26	1.90	0.00	0.00	0.00	0.00	0.00	bye	0.00	0.00	1.20	0.00	0.00	0.00
Tony Richardson	NYJ	T	7	*	2.60	0.22	0.00	0.00	0.20	1.50	0.00	0.00	bye	0.00	0.00	0.00	0.00	0.00	0.90
Rock Cartwright	OAK	-	10	*	2.60	0.22	0.00	0.00	0.00	bye	0.20	0.00	1.70	-0.30	0.00	0.00	0.00	0.00	1.00
Lawrence Vickers	CLE	-	8	*	2.40	0.20	0.00	0.00	0.00	0.00	0.60	bye	0.40	0.10	1.30	0.00	0.00	0.00	0.00
Moran Norris	SFO	-	9	*	2.00	0.17	0.00	0.50	0.00	0.00	bye	-0.10	0.00	0.00	0.80	0.00	0.50	0.30	0.00
Jason Wright	ARI	-	6	*	2.00	0.17	0.00	0.00	0.00	0.00	0.00	1.90	-1.00	bye	0.00	0.80	0.30	0.00	0.00
Kareem Huggins	TAM	X	4	*	1.80	0.15	0.00	0.00	0.00	0.00	0.00	0.00	0.00	1.40	0.40	bye	0.00	0.00	0.00
Jerious Norwood	ATL	X	8	*	1.70	0.14	0.00	0.00	0.00	0.00	0.00	bye	0.00	0.00	0.00	0.00	0.00	1.70	0.00
Mike Karney	STL	-	9	*	1.60	0.13	0.00	0.00	0.00	0.00	bye	0.00	0.20	0.40	0.00	0.00	0.50	0.10	0.40
Michael Bennett	OAK	-	10	*	1.50	0.13	0.00	0.00	0.00	bye	0.00	0.00	0.00	0.00	0.00	0.00	0.00	0.00	1.50
Quinn Johnson	GNB	-	10	*	1.10	0.09	0.00	0.00	0.00	bye	0.00	0.00	0.00	0.00	0.00	0.00	0.00	1.10	0.00
Reagan Maui	ARI	-	6	*	1.00	0.08	1.00	0.00	0.00	0.00	0.00	0.00	0.00	bye	0.00	0.00	0.00	0.00	0.00
Korey Hall	GNB	O	10	*	0.90	0.08	0.90	0.00	0.00	bye	0.00	0.00	0.00	0.00	0.00	0.00	0.00	0.00	0.00
John Conner	NYJ	-	7	*	0.90	0.08	0.00	0.00	0.00	0.00	0.00	0.00	bye	0.00	0.70	0.20	0.00	0.00	0.00
Madison Hedgecock	NYG	X	8	*	0.80	0.07	0.00	0.00	0.00	0.00	0.00	bye	0.00	0.00	0.10	0.70	0.00	0.00	0.00
Lex Hilliard	MIA	-	5	*	0.30	0.03	0.00	0.00	0.00	0.30	0.00	0.00	0.00	0.00	bye	0.00	0.00	0.00	0.00
Larry Johnson	WAS	-	9	*	0.20	0.02	0.00	0.00	0.00	0.00	bye	0.00	0.00	0.00	0.00	0.00	0.00	-0.70	0.90
Jehuu Caulcrick	BUF	-	6	*	0.20	0.02	0.00	0.00	0.20	0.00	0.00	0.00	0.00	bye	0.00	0.00	0.00	0.00	0.00
Warrick Dunn	TAM	-	4	*	0.00	0.00	0.00	0.00	0.00	0.00	0.00	0.00	0.00	0.00	0.00	bye	0.00	0.00	0.00
Michael Pittman	DEN	-	9	*	0.00	0.00	0.00	0.00	0.00	0.00	bye	0.00	0.00	0.00	0.00	0.00	0.00	0.00	0.00
Ahman Green	GNB	-	10	*	0.00	0.00	0.00	0.00	0.00	bye	0.00	0.00	0.00	0.00	0.00	0.00	0.00	0.00	0.00
Edgerrin James	SEA	-	5	*	0.00	0.00	0.00	0.00	0.00	0.00	0.00	0.00	0.00	0.00	bye	0.00	0.00	0.00	0.00
Jamal Lewis	CLE	-	8	*	0.00	0.00	0.00	0.00	0.00	0.00	0.00	bye	0.00	0.00	0.00	0.00	0.00	0.00	0.00
LaMont Jordan	DEN	-	9	*	0.00	0.00	0.00	0.00	0.00	0.00	bye	0.00	0.00	0.00	0.00	0.00	0.00	0.00	0.00
Deuce McAllister	NOR	-	10	*	0.00	0.00	0.00	0.00	0.00	bye	0.00	0.00	0.00	0.00	0.00	0.00	0.00	0.00	0.00
Dominic Rhodes	IND	-	7	*	0.00	0.00	0.00	0.00	0.00	0.00	0.00	0.00	bye	0.00	0.00	0.00	0.00	0.00	0.00
Rudi Johnson	DET	-	7	*	0.00	0.00	0.00	0.00	0.00	0.00	0.00	0.00	bye	0.00	0.00	0.00	0.00	0.00	0.00
Brian Allen	SFO	-	9	*	0.00	0.00	0.00	0.00	0.00	0.00	bye	0.00	0.00	0.00	0.00	0.00	0.00	0.00	0.00
Chris Massey	STL	-	9	*	0.00	0.00	0.00	0.00	0.00	0.00	bye								



# Harger Fantasy Football League

## Top Wide Receiver Scoring

PLAYER	NFL	INJ	BYE	FA	TOTAL	AVG	13	12	11	10	9	8	7	6	5	4	3	2	1
Dwayne Bowe	KAN	-	4		172.90	14.41	0.00	35.00	22.90	30.60	12.30	8.00	20.10	22.80	3.30	bye	12.10	4.50	1.30
Brandon Lloyd	DEN	-	9		169.30	14.11	3.10	19.60	13.80	21.00	bye	22.90	4.60	7.40	25.50	11.50	22.90	5.30	11.70
Calvin Johnson	DET	P	7		163.10	13.59	12.60	15.60	10.60	18.80	1.30	28.10	bye	20.60	11.40	20.80	5.80	13.00	4.50
Greg Jennings	GNB	-	10		160.40	13.37	24.20	11.90	33.20	bye	14.00	8.10	13.40	19.30	2.20	8.50	7.80	3.60	14.20
Roddy White	ATL	P	8		159.30	13.27	7.40	4.90	10.30	25.80	5.20	bye	33.10	8.30	16.10	10.40	12.90	13.80	11.10
Terrell Owens	CIN	P	6		150.10	12.51	10.70	1.70	12.30	6.40	26.10	18.50	14.80	bye	16.20	28.20	4.20	5.70	5.30
Reggie Wayne	IND	Q	7		139.70	11.64	26.00	4.20	16.70	3.40	8.30	9.90	bye	7.10	7.50	18.60	6.50	15.60	15.90
Steve Johnson	BUF	-	6		137.20	11.43	3.60	6.80	31.70	3.70	14.50	9.70	21.80	bye	16.60	9.10	12.60	3.10	4.00
Mike Wallace	PIT	-	5		136.70	11.39	7.60	3.30	19.50	25.60	17.00	4.30	11.30	15.00	bye	2.50	21.90	2.50	6.20
Hakeem Nicks	NYG	Q	8		134.00	11.17	0.00	0.00	6.50	8.20	18.80	bye	22.80	0.80	25.00	11.00	5.60	9.80	25.50
Jeremy Maclin	PHI	-	8		133.60	11.13	6.80	10.70	12.00	15.00	4.80	bye	5.60	27.90	9.50	1.50	20.30	8.60	10.90
Andre Johnson	HOU	T	7		132.80	11.07	15.90	11.60	3.20	20.60	4.10	16.60	bye	19.80	9.50	0.00	6.40	21.80	3.30
Miles Austin	DAL	-	4		123.40	10.28	5.30	14.50	12.70	12.80	1.60	11.70	3.80	1.20	23.00	bye	2.00	14.20	20.60
DeSean Jackson	PHI	-	8		122.00	10.17	8.40	2.90	5.30	16.30	18.90	bye	0.00	19.80	3.20	2.10	22.10	20.00	3.00
Anquan Boldin	BAL	-	8		118.20	9.85	17.80	2.70	1.90	11.00	2.80	bye	15.20	12.20	0.80	7.10	32.20	3.50	11.00
Marques Colston	NOR	-	10		117.60	9.80	12.50	10.50	23.30	bye	6.50	13.60	17.20	5.30	9.70	3.60	2.50	6.70	6.20
Mike Williams	TAM	P	4		116.90	9.74	12.80	2.00	11.40	6.80	14.90	16.50	8.20	4.50	14.90	bye	4.50	11.40	9.00
Larry Fitzgerald	ARI	P	6		110.90	9.24	6.10	3.70	15.00	11.10	10.70	19.20	3.00	bye	9.30	5.60	8.60	8.30	10.30
Percy Harvin	MIN	D	4		110.30	9.19	0.00	4.60	3.00	12.40	11.60	12.40	16.60	9.90	21.70	bye	13.50	3.20	1.40
Wes Welker	NWE	-	5		110.20	9.18	14.00	21.00	11.80	8.90	4.60	2.40	2.50	5.30	bye	7.00	4.50	9.80	18.40
Braylon Edwards	NYJ	-	7		103.10	8.59	3.90	2.00	14.60	5.90	12.80	3.20	bye	10.60	7.00	14.60	14.70	12.50	1.30
Dez Bryant	DAL	X	4	*	103.10	8.59	1.40	0.00	6.80	16.40	13.60	8.40	23.40	9.10	2.20	bye	5.00	11.20	5.60
Santana Moss	WAS	Q	9		96.70	8.06	2.40	4.00	16.60	2.80	bye	5.60	12.10	7.10	11.80	0.50	17.40	8.10	7.70
Chad Ochocinco	CIN	-	6		96.40	8.03	9.60	4.10	8.80	14.60	1.50	3.40	16.80	bye	2.00	5.90	3.40	4.40	21.90
Lance Moore	NOR	-	10		91.60	7.63	3.60	9.90	4.30	bye	7.70	11.40	4.30	11.70	0.80	8.70	26.90	0.00	2.30
Austin Collie	IND	O	7	*	91.20	7.60	0.00	0.00	6.00	0.00	-0.10	0.00	bye	11.70	4.80	9.90	29.10	8.50	21.30
Mike Thomas	JAC	-	9		90.70	7.56	3.10	4.60	9.60	22.70	bye	11.00	-1.00	8.80	9.40	8.70	0.70	4.20	8.90
Deion Branch	NWE	-	5		89.90	7.49	12.40	23.30	7.00	7.10	2.10	2.10	3.90	15.80	bye	1.00	5.00	3.10	7.10
Mario Manningham	NYG	-	8		89.90	7.49	3.60	12.10	2.40	15.10	5.60	bye	10.00	11.10	0.00	0.00	7.80	13.70	8.50
Johnny Knox	CHI	-	8		89.60	7.47	3.40	12.80	5.50	9.00	4.90	bye	14.60	12.00	1.40	2.60	9.60	8.60	5.20
Kenny Britt	TEN	-	9		87.40	7.28	0.00	0.00	0.00	0.00	bye	0.00	40.50	9.30	14.60	8.30	8.60	6.10	0.00
Michael Crabtree	SFO	-	9		85.40	7.12	4.50	10.80	1.50	12.10	bye	11.30	3.10	11.70	16.50	5.80	3.70	3.20	1.20
Malcom Floyd	SDG	-	10		84.90	7.07	7.20	0.00	8.40	bye	0.00	0.00	0.00	1.50	27.30	4.50	15.70	15.50	4.80
Derrick Mason	BAL	-	8		83.80	6.98	2.20	14.70	4.20	10.80	10.20	bye	4.80	10.00	4.70	8.00	3.00	9.10	2.10
Nate Washington	TEN	-	9	*	83.60	6.97	4.00	0.20	11.70	8.60	bye	17.70	0.70	0.90	8.40	4.20	3.00	9.40	14.80
Davone Bess	MIA	-	5		83.40	6.95	6.70	11.10	0.90	2.90	5.00	4.30	12.60	9.70	bye	15.30	8.60	1.20	5.10
Robert Meachem	NOR	-	10		83.20	6.93	16.60	5.50	17.80	bye	1.50	7.60	3.30	13.10	11.70	2.30	0.50	0.00	3.30
Jabar Gaffney	DEN	-	9		81.30	6.78	2.80	5.90	3.30	11.70	bye	5.40	5.40	8.10	8.70	5.10	14.00	1.50	9.40
Lee Evans	BUF	-	6		80.80	6.73	7.20	-0.10	7.20	5.20	3.10	5.60	28.50	bye	14.70	0.60	5.40	0.00	3.40
Santonio Holmes	NYJ	P	7		80.70	6.72	7.20	10.40	24.60	13.60	11.40	4.30	bye	5.10	4.10	0.00	0.00	0.00	0.00
Danny Amendola	STL	-	9		80.20	6.68	1.70	8.90	6.30	12.30	bye	8.80	11.00	1.90	8.50	4.60	5.60	3.90	6.70
Roy Williams	DAL	-	4		80.10	6.68	5.20	7.30	2.00	3.30	0.60	2.10	0.00	14.80	14.70	bye	23.70	4.30	2.10
Eddie Royal	DEN	-	9	*	78.20	6.52	0.70	14.40	1.20	5.90	bye	3.40	2.60	5.00	3.10	17.30	2.30	12.50	9.80
Brandon Marshall	MIA	Q	5		75.60	6.30	0.00	0.00	4.10	3.40	3.00	6.40	5.70	12.70	bye	5.00	22.90	7.10	5.30
Anthony Armstrong	WAS	-	9	*	75.20	6.27	14.70	5.30	4.10	8.30	bye	9.20	4.20	4.60	14.40	5.70	0.00	3.60	1.10
Hines Ward	PIT	T	5		75.10	6.26	1.30	10.70	2.80	0.00	6.00	1.50	19.10	11.40	bye	1.40	9.20	0.90	10.80
Nate Burleson	DET	P	7		74.00	6.17	2.70	3.50	17.20	6.40	17.30	3.70	bye	9.30	11.60	0.00	0.00	0.40	1.90
Steve Breaston	ARI	P	6	*	71.68	5.97	6.20	2.20	9.20	9.80	3.48	16.10	0.00	bye	0.00	0.00	10.50	1.00	13.20
Mike Williams	SEA	Q	5	*	71.40	5.95	0.00	0.00	10.90	14.50	2.50	2.70	14.70	12.30	bye	3.20	3.50	0.70	6.40
Steve Smith	NYG	Q	8		69.70	5.81	0.00	0.00	0.00	0.00	10.60	bye	16.10	7.00	14.90	3.00	10.30	3.50	4.30
Mike Sims-Walker	JAC	P	9		69.60	5.80	0.00	4.80	0.00	2.60	bye	21.30	9.80	1.60	10.60	0.00	3.40	15.50	0.00
Brian Hartline	MIA	O	5		69.20	5.77	0.00	7.50	7.00	9.80	8.50	8.30	4.70	4.10	bye	2.10	8.40	8.80	0.00
Ben Obomanu	SEA	Q	5		68.70	5.72	4.00	21.90	14.70	7.70	9.60	0.50	0.70	0.00	bye	0.00	0.00	9.00	0.60
James Jones	GNB	-	10	*	68.00	5.67	0.80	4.40	11.10	bye	18.30	0.00	10.70	0.00	6.50	1.50	4.50	9.20	1.00
Donald Driver	GNB	P	10		67.70	5.64	13.30	2.60	3.10	bye	0.00	0.00	0.00	3.10	5.80	14.90	6.10	9.80	9.00
Randy Moss	TEN	-	9		67.50	5.19	1.30	2.30	0.00	2.60	bye	0.80	9.00	5.50	14.10	0.00	16.20	9.80	5.90
Pierre Garcon	IND	-	7		66.50	5.54	12.70	7.20	6.20	3.70	1.50	7.80	bye	16.30	5.70	0.00	0.00	1.10	4.30
Jordan Shipley	CIN	-	6	*	66.30	5.53	2.50	9.80	7.10	1.30	4.70	2.80	19.10	bye	0.00	2.90	3.70	4.20	8.20
Kevin Walter	HOU	-	7	*	65.70	5.47	3.30	1.20	1.60	15.00	0.00	0.00	bye	0.00	2.40	3.50	9.40	20.40	8.90
Earl Bennett	CHI	-	8		64.60	5.38	10.40	17.60	1.30	2.50	11.70	bye	7.60	5.50	0.40	2.60	2.10	2.90	0.00
Devin Hester	CHI	-	8	*	64.10	5.34	0.60	8.60	4.10	9.80	2.20	bye	3.50	8.60	1.00	2.70	7.60	13.70	1.70
Jacoby Ford	OAK	-	10	*	62.80	5.23	6.70	24.10	2.70	bye	20.80	3.30	4.40	0.00	0.00	0.80	0.00	0.00	0.00
Steve Smith	CAR	-	6		59.80	4.98	5.40	3.30	4.60	4.70	0.90	7.50	4.00	bye	0.00	1.10	2.20	12.60	13.50
Brandon Tate	NWE	-	5	*	58.50	4.88	7.00	1.70	0.00	5.00	1.20	16.10	0.30	2.20	bye	9.90	3.80	1.70	9.60
David Gettis	CAR	-	6	*	57.90	4.82	1.60	0.00	15.20	4.20	2.20	-1.10	24.50	bye	2.60	3.70	3.20	1.80	0.00
Patrick Crayton	SDG	O	10		57.40	4.78	0.00	0.00	16.50	bye	7.00	4.60	8.20	11.70	2.20	0.00	5.70	1.50	0.00
Louis Murphy	OAK	-	10	*	56.40	4.70	3.60	7.30	1.50	bye	0.00	0.00	2.90	4.70	6.10	0.50	11.90	15.10	2.80
Jason Avant	PHI	-	8	*	56.30	4.69	0.40	8.30	5.90	13.60	4.10	bye	6.00	6.20	1.30	3.10	0.00	3.30	4.10
Brandon Gibson	STL	-	9	*	54.50	4.54	5.40	2.90	10.20	7.20	bye	6.70	1.10	3.30	3.40	11.00	3.30	0.00	0.00
Roscoe Parrish	BUF	X	6	*	54.30	4.53	0.00	0.00	0.00	0.00	12.00	7.9							



# Harger Fantasy Football League

## Top Wide Receiver Scoring

PLAYER	NFL	INJ	BYE	FA	TOTAL	AVG	13	12	11	10	9	8	7	6	5	4	3	2	1
Mark Clayton	STL	X	9	*	43.20	3.60	0.00	0.00	0.00	0.00	bye	0.00	0.00	0.00	0.60	7.80	8.50	14.40	11.90
T.J. Houshmandzadeh	BAL	-	8	*	43.10	3.59	2.00	3.60	13.90	1.40	3.40	bye	0.00	2.40	2.40	10.90	0.40	0.00	2.70
Jordy Nelson	GNB	P	10	*	41.70	3.47	1.50	12.10	2.00	bye	4.20	5.50	2.50	6.40	4.20	-2.00	2.00	2.60	0.70
Brad Smith	NYJ	P	7	*	41.32	3.44	0.20	19.80	0.50	4.50	0.80	0.20	bye	1.80	0.40	5.22	5.20	0.00	2.70
Jacoby Jones	HOU	-	7	*	40.50	3.38	8.00	1.30	1.00	0.50	4.10	0.60	bye	4.50	0.00	1.20	5.10	11.30	2.90
Michael Jenkins	ATL	-	8	*	39.90	3.33	9.00	2.40	5.80	4.80	5.50	bye	2.50	9.90	0.00	0.00	0.00	0.00	0.00
Brandon LaFell	CAR	-	6	*	39.40	3.28	3.30	3.70	0.00	3.60	1.40	10.00	9.10	bye	1.60	0.10	4.40	0.00	2.20
Demaryius Thomas	DEN	O	9	*	38.40	3.20	0.00	0.00	1.70	5.10	bye	3.10	-0.30	7.70	0.20	0.90	4.30	15.70	0.00
Michael Spurlock	TAM	-	4	*	38.10	3.17	0.00	0.60	0.00	0.00	10.60	6.00	0.50	6.00	2.50	bye	1.00	0.00	10.90
Darrius Heyward-Bey	OAK	-	10	*	37.20	3.10	1.40	0.20	0.00	bye	0.00	19.50	0.00	1.90	0.00	0.20	4.90	8.00	1.10
Joshua Cribbs	CLE	Q	8	*	37.16	3.10	0.00	0.00	0.00	5.10	1.50	bye	1.00	0.10	2.30	3.30	7.80	13.50	2.56
Seyi Ajitrotutu	SDG	-	10	*	36.50	3.04	4.40	1.60	0.00	bye	23.10	4.80	2.60	0.00	0.00	0.00	0.00	0.00	0.00
Arrelious Benn	TAM	-	4	*	36.10	3.01	3.80	0.90	1.40	8.90	7.80	5.30	0.90	1.30	2.50	bye	3.30	0.00	0.00
Dexter McCluster	KAN	-	4	*	35.30	2.94	2.60	0.00	0.00	0.00	0.00	0.00	6.90	4.00	1.80	bye	12.80	0.30	6.90
Chansi Stuckey	CLE	-	8	*	34.90	2.91	0.40	2.00	2.60	1.70	7.70	bye	1.60	3.80	5.40	5.60	0.00	1.10	3.00
David Nelson	BUF	-	6	*	34.10	2.84	9.40	5.80	0.00	0.00	1.90	2.50	2.50	bye	2.30	7.50	0.00	0.00	2.20
Emmanuel Sanders	PIT	-	5	*	33.80	2.82	4.90	2.70	9.50	10.10	0.00	2.10	0.80	3.70	bye	0.00	0.00	0.00	0.00
Early Doucet	ARI	-	6	*	32.10	2.67	0.40	6.00	1.30	13.30	0.20	3.90	3.30	bye	0.00	0.00	0.00	0.00	3.70
Buster Davis	SDG	X	10	*	31.90	2.66	0.00	0.00	0.00	bye	0.00	0.00	5.30	9.90	1.10	0.00	8.20	4.80	2.60
Brandon Stokley	SEA	-	5	*	30.80	2.57	4.70	5.10	7.60	0.00	2.60	1.30	1.60	1.70	bye	6.20	0.00	0.00	0.00
Brian Finneran	ATL	-	8	*	30.70	2.56	0.00	0.00	7.20	1.60	2.40	bye	6.80	0.00	0.00	3.60	0.00	9.10	0.00
Sidney Rice	MIN	P	4	*	30.10	2.51	22.50	2.00	5.60	0.00	0.00	0.00	0.00	0.00	0.00	bye	0.00	0.00	0.00
Legedu Naanee	SDG	D	10	*	30.10	2.51	1.40	3.80	0.00	bye	0.00	0.00	0.00	0.00	0.00	0.40	6.10	1.40	17.00
Laurent Robinson	STL	-	9	*	29.60	2.47	2.40	5.80	5.50	2.40	bye	3.30	0.90	0.00	1.10	0.00	0.00	0.40	7.80
Harry Douglas	ATL	-	8	*	27.40	2.28	2.10	0.70	0.00	1.20	0.00	bye	0.00	3.20	1.70	11.90	0.10	2.60	3.90
Greg Camarillo	MIN	-	4	*	26.60	2.22	2.70	1.20	2.70	1.10	6.60	0.00	0.00	7.50	0.00	bye	1.60	0.30	2.90
Antwaan Randle El	PIT	-	5	*	26.26	2.19	0.00	0.00	0.00	6.60	6.76	3.30	1.30	1.10	bye	5.00	1.40	0.00	0.80
Justin Gage	TEN	-	9	*	25.90	2.16	2.50	5.00	2.30	1.80	bye	0.00	0.00	0.00	0.00	3.00	3.90	7.40	0.00
Danario Alexander	STL	-	9	*	25.30	2.11	2.00	9.50	0.00	0.00	bye	0.00	0.60	13.20	0.00	0.00	0.00	0.00	0.00
Sammie Stroughter	TAM	-	4	*	21.90	1.83	4.10	0.00	1.10	0.00	0.00	-1.00	3.80	5.10	3.90	bye	1.70	0.00	3.20
Andre Roberts	ARI	-	6	*	21.90	1.83	0.00	2.10	5.20	0.00	8.90	0.00	3.00	bye	2.70	0.00	0.00	0.00	0.00
Golden Tate	SEA	-	5	*	18.60	1.55	1.30	2.10	0.00	0.00	3.60	0.00	0.00	bye	3.10	3.30	5.20	0.00	0.00
Greg Lewis	MIN	P	4	*	18.40	1.53	0.00	0.80	4.00	1.30	3.00	0.40	0.00	0.00	3.30	bye	3.00	1.40	1.20
Chris Chambers	KAN	-	4	*	18.20	1.52	0.00	0.00	0.40	9.60	0.60	0.00	0.00	0.00	2.30	bye	0.60	3.30	1.40
Bernard Berrian	MIN	P	4	*	18.20	1.52	1.40	0.00	0.00	0.00	8.10	1.50	3.00	0.40	0.00	bye	1.10	2.40	0.30
Joey Galloway	WAS	-	9	*	17.30	1.44	0.00	0.00	3.20	0.00	bye	0.20	0.00	1.80	2.80	0.50	0.00	8.80	0.00
Donald Jones	BUF	-	6	*	17.10	1.42	0.30	1.70	13.10	2.00	0.00	0.00	0.00	bye	0.00	0.00	0.00	0.00	0.00
Riley Cooper	PHI	T	8	*	16.00	1.33	0.00	2.90	0.00	0.00	0.00	bye	11.10	0.00	0.00	0.00	0.00	2.00	0.00
Derek Hagan	NYG	-	8	*	15.60	1.30	6.50	2.10	7.00	0.00	0.00	bye	0.00	0.00	0.00	0.00	0.00	0.00	0.00
Damian Williams	TEN	-	9	*	14.60	1.22	0.00	0.00	0.00	0.00	bye	4.30	2.50	4.80	3.00	0.00	0.00	0.00	0.00
Brian Robiskie	CLE	-	8	*	14.10	1.17	1.00	5.00	0.00	0.00	2.00	bye	2.50	1.30	0.50	0.00	0.00	1.20	0.60
Terrance Copper	KAN	-	4	*	13.60	1.13	1.30	0.60	0.50	5.50	2.60	0.50	1.60	0.00	1.00	bye	0.00	0.00	0.00
Bryant Johnson	DET	-	7	*	13.30	1.11	0.00	2.60	0.00	0.00	0.70	2.90	bye	2.00	0.00	2.30	0.00	0.40	2.40
Kassim Osgood	JAC	-	9	*	12.00	1.00	0.00	0.60	2.20	0.00	bye	0.00	0.00	0.00	0.00	0.30	0.50	0.00	8.40
Devin Aromashodu	CHI	-	8	*	12.00	1.00	0.00	0.00	0.00	0.90	0.00	bye	0.00	4.00	0.00	0.00	0.00	0.00	7.10
Marlon Moore	MIA	-	5	*	11.70	0.98	0.00	11.70	0.00	0.00	0.00	0.00	0.00	0.00	bye	0.00	0.00	0.00	0.00
Eric Weems	ATL	-	8	*	11.40	0.95	6.00	0.00	1.80	0.00	0.00	bye	0.00	0.00	0.00	0.00	0.00	0.00	3.60
Antonio Brown	PIT	-	5	*	11.30	0.94	2.60	0.00	2.10	0.00	0.00	0.00	0.00	0.00	bye	0.60	0.00	6.00	0.00
Donte' Stallworth	BAL	-	8	*	11.20	0.93	5.60	0.00	2.20	3.40	0.00	bye	0.00	0.00	0.00	0.00	0.00	0.00	0.00
Tiquan Underwood	JAC	-	9	*	11.10	0.93	0.00	0.00	0.70	0.00	bye	0.00	3.00	1.10	0.00	4.10	2.20	0.00	0.00
Johnnie Lee Higgins	OAK	-	10	*	10.30	0.86	0.00	0.00	3.70	bye	2.60	0.00	0.00	0.00	0.00	3.80	0.00	0.00	0.20
Marc Mariani	TEN	-	9	*	10.00	0.83	0.00	0.00	6.00	0.00	bye	0.00	0.00	0.00	0.00	5.00	0.00	-1.00	0.00
Roydell Williams	WAS	-	9	*	9.90	0.82	2.70	1.90	0.00	0.90	bye	0.00	0.00	0.00	0.00	0.00	1.00	3.40	0.00
Dominique Zeigler	SFO	X	9	*	9.80	0.82	0.00	1.00	0.00	0.00	bye	0.00	0.00	0.60	3.20	0.00	3.80	0.20	1.00
Ted Ginn Jr.	SFO	-	9	*	9.70	0.81	0.00	1.10	0.70	0.00	bye	0.90	0.00	2.50	2.60	0.00	0.00	0.00	1.90
Stefan Logan	DET	-	7	*	9.30	0.77	1.80	0.00	0.40	0.00	0.00	0.00	bye	0.00	6.00	0.00	1.10	0.00	0.00
David Anderson	HOU	-	7	*	8.90	0.74	1.70	0.00	3.80	2.70	0.00	0.00	bye	0.00	0.00	0.00	0.60	0.10	0.00
Eric Decker	DEN	-	9	*	7.60	0.63	2.80	4.80	0.00	0.00	bye	0.00	0.00	0.00	0.00	0.00	0.00	0.00	0.00
Brandon Banks	WAS	Q	9	*	7.60	0.63	0.00	0.60	1.50	0.00	bye	6.00	0.00	0.00	0.00	-0.50	0.00	0.00	0.00
Stephen Williams	ARI	-	6	*	7.50	0.63	0.00	0.00	0.00	0.00	0.00	0.00	0.00	bye	0.60	3.20	1.10	2.60	0.00
David Clowney	CAR	-	6	*	6.80	0.57	0.00	0.00	0.00	2.50	0.00	0.70	0.00	bye	1.40	0.00	2.20	0.00	0.00
Anthony Gonzalez	IND	X	7	*	6.70	0.56	0.00	0.00	0.00	0.00	0.00	5.50	bye	0.00	0.00	0.00	0.00	0.00	1.20
Verran Tucker	KAN	-	4	*	6.50	0.54	2.80	2.40	1.30	0.00	0.00	0.00	0.00	0.00	0.00	bye	0.00	0.00	0.00
Ramses Barden	NYG	X	8	*	6.40	0.53	0.00	0.00	0.00	3.40	0.00	bye	2.20	0.00	0.80	0.00	0.00	0.00	0.00
Sam Hurd	DAL	-	4	*	6.30	0.52	0.00	1.20	0.00	0.00	1.10	1.90	0.00	0.00	1.10	bye	1.00	0.00	0.00
Andre Caldwell	CIN	-	6	*	6.30	0.52	0.00	-1.00	0.90	-0.20	0.00	0.00	1.00	bye	3.30	1.50	0.80	0.00	0.00
Lavelle Hawkins	TEN	-	9	*	6.10	0.51	0.00	0.00	0.00	0.00	bye	5.60	0.50	0.00	0.00	0.00	0.00	0.00	0.00
Brett Swain	GNB	P	10	*	5.40	0.45	0.00	4.00	0.00	bye	0.20	1.20	0.00	0.00	0.00	0.00	0.00	0.00	0.00
Mardy Gilyard	STL	-	9	*	5.30	0.44	0.00	0.00	0.00	0.00	bye	0.00	0.00	2.10	2.20	1.30	-0.30	0.00	0.00
Max Komar	ARI	-	6	*	5.00	0.42	0.00	0.00	0.00	0.00	0.00	0.00	0.30	bye	0.50	1.60	0.70	0.00	1.90
Dwayne Jarrett	CAR	-	6	*	4.00	0.33	0.00	0.00	0.00	0.00	0.00	0.00	0.00	bye	0.00	0.00	0.00	0.00	4.00
Brandon James	IND																		



# Harger Fantasy Football League

## Top Tight End Scoring

PLAYER	NFL	INJ	BYE	FA	TOTAL	AVG	13	12	11	10	9	8	7	6	5	4	3	2	1
Antonio Gates	SDG	Q	10		158.20	13.18	15.30	4.60	0.00	bye	0.00	20.30	13.00	1.20	17.20	30.40	18.90	21.70	15.60
Marcedes Lewis	JAC	-	9		114.70	9.56	3.60	3.60	14.60	5.30	bye	21.10	4.40	2.90	21.40	10.20	1.50	7.00	19.10
Vernon Davis	SFO	-	9		109.40	9.12	20.60	3.20	0.30	7.90	bye	1.20	15.40	11.50	18.40	11.60	2.20	9.80	7.30
Jason Witten	DAL	-	4		103.20	8.60	12.20	9.90	4.80	0.70	4.40	17.70	18.50	5.20	16.40	bye	5.60	5.10	2.70
Dustin Keller	NYJ	-	7	*	95.50	7.96	2.70	4.90	0.70	2.50	5.90	4.50	bye	7.50	1.40	18.80	25.80	19.50	1.30
Todd Heap	BAL	-	8	*	94.60	7.88	0.00	15.90	6.90	13.70	2.30	bye	21.90	12.90	2.20	3.50	4.60	3.50	7.20
Aaron Hernandez	NWE	-	5		86.40	7.20	13.10	1.80	8.80	0.00	20.80	3.30	5.40	7.90	bye	2.90	7.80	10.10	4.50
Tony Gonzalez	ATL	P	8		85.70	7.14	3.80	13.10	4.60	3.80	7.20	bye	2.70	17.90	4.10	4.10	19.00	1.90	3.50
Brandon Pettigrew	DET	-	7	*	83.00	6.92	3.60	6.70	7.50	5.00	9.80	8.80	bye	6.10	10.60	9.10	4.40	10.80	0.60
Chris Cooley	WAS	-	9	*	81.40	6.78	5.10	4.90	9.10	2.30	bye	4.80	5.20	3.70	6.90	11.70	5.30	14.40	8.00
Benjamin Watson	CLE	-	8	*	81.30	6.78	18.00	4.00	0.00	7.40	2.40	bye	1.80	16.80	4.50	6.00	12.70	6.20	1.50
Zach Miller	OAK	P	10	*	80.10	6.68	0.50	0.60	0.90	bye	0.00	0.80	14.50	4.80	14.20	20.20	14.40	4.90	4.30
Rob Gronkowski	NWE	-	5	*	79.20	6.60	1.20	6.50	2.50	31.20	3.70	0.50	9.00	2.40	bye	0.40	12.30	1.40	8.10
Anthony Fasano	MIA	-	5	*	75.40	6.28	12.10	1.00	1.60	18.70	2.60	3.60	4.90	10.20	bye	6.70	9.40	0.00	4.60
Greg Olsen	CHI	-	8	*	72.60	6.05	0.50	8.90	4.00	11.10	10.90	bye	4.30	0.00	0.00	3.90	14.40	11.90	2.70
Joel Dreessen	HOU	T	7	*	70.90	5.91	6.30	9.50	18.60	1.40	6.70	0.00	bye	8.50	0.00	15.30	1.80	2.80	0.00
Tony Moeaki	KAN	-	4	*	67.80	5.65	5.40	8.60	0.00	3.40	6.30	4.50	4.20	2.10	5.00	bye	12.40	5.80	10.10
Kellen Winslow	TAM	P	4	*	66.60	5.55	2.60	12.40	3.40	14.50	3.10	0.50	4.40	4.30	7.50	bye	2.40	8.30	3.20
Jermaine Gresham	CIN	Q	6	*	65.90	5.49	6.30	3.60	3.30	15.50	1.10	1.70	2.60	bye	10.40	3.50	5.90	1.50	10.50
Jacob Tamme	IND	Q	7		65.60	5.47	4.70	14.40	6.00	7.30	18.80	14.40	bye	0.00	0.00	0.00	0.00	0.00	0.00
Kevin Boss	NYG	-	8	*	65.00	5.42	2.80	15.40	2.20	16.10	8.50	bye	2.30	2.70	4.00	1.10	8.80	0.00	1.10
Visanthe Shiancoe	MIN	-	4	*	59.70	4.97	1.70	5.40	0.60	2.90	14.60	3.80	3.00	0.00	2.80	bye	0.70	8.60	15.60
Dallas Clark	IND	X	7	*	58.70	4.89	0.00	0.00	0.00	0.00	0.00	0.00	bye	5.20	2.00	14.80	4.40	16.30	16.00
Jeremy Shockey	NOR	-	10	*	58.20	4.85	2.80	0.00	0.00	bye	8.70	3.00	3.00	2.10	11.00	5.80	15.80	3.70	2.30
Brent Celek	PHI	-	8	*	58.20	4.85	5.50	13.00	0.00	0.80	0.00	bye	0.80	4.60	12.70	10.70	4.20	2.70	3.20
Heath Miller	PIT	O	5	*	45.40	3.78	0.90	4.60	2.60	6.00	2.10	2.90	3.30	13.00	bye	3.20	2.50	0.30	4.00
Bo Scaife	TEN	-	9	*	44.80	3.73	0.70	1.00	5.10	4.10	bye	0.00	0.70	13.30	1.20	2.70	2.30	2.00	11.70
Daniel Fells	STL	-	9	*	41.10	3.42	1.80	2.30	1.10	1.10	bye	11.50	0.50	0.80	3.20	3.50	10.20	3.60	1.50
Evan Moore	CLE	D	8	*	39.20	3.27	0.00	0.60	6.90	1.80	1.70	bye	0.00	8.40	0.70	10.40	0.00	0.00	8.70
Michael Hoomanawanui	STL	Q	9	*	38.60	3.22	0.00	11.60	12.60	2.00	bye	1.90	9.20	0.50	0.00	0.00	0.00	0.00	0.80
Jermichael Finley	GNB	X	10	*	38.10	3.17	0.00	0.00	0.00	bye	0.00	0.00	0.00	0.00	0.00	11.60	11.50	10.30	4.70
David Thomas	NOR	-	10	*	37.50	3.13	0.00	0.00	2.60	bye	4.50	1.50	11.30	1.70	0.00	4.20	2.40	9.00	0.30
Tony Scheffler	DET	-	7	*	37.20	3.10	0.90	0.00	1.00	3.40	2.20	0.00	bye	0.50	4.10	6.30	14.00	0.50	4.30
Fred Davis	WAS	-	9	*	37.10	3.09	1.80	10.50	4.40	7.10	bye	0.90	2.80	2.30	0.00	0.00	1.10	6.20	0.00
Jimmy Graham	NOR	-	10	*	34.80	2.90	7.20	2.30	7.20	bye	12.90	0.00	3.80	1.10	0.00	0.30	0.00	0.00	0.00
John Carlson	SEA	P	5	*	33.70	2.81	0.00	0.30	1.40	0.00	0.90	4.70	0.30	2.10	bye	1.50	14.10	4.80	3.60
Billy Bajema	STL	-	9	*	30.50	2.54	3.90	19.20	0.90	0.00	bye	0.00	0.00	3.40	0.00	0.00	0.00	1.30	1.80
Zach Miller	JAC	P	9	*	30.50	2.54	4.30	0.00	2.70	15.90	bye	0.00	2.50	1.80	1.80	0.00	0.70	0.00	0.80
Delanie Walker	SFO	P	9	*	28.40	2.37	2.40	0.00	3.00	8.00	bye	8.50	0.00	0.00	0.00	0.60	0.60	1.60	3.70
Travis Beckum	NYG	-	8	*	27.20	2.27	0.00	2.90	8.20	1.20	0.00	bye	0.00	8.10	0.80	2.50	2.30	0.10	1.10
Randy McMichael	SDG	-	10	*	26.50	2.21	0.90	1.20	0.00	bye	18.30	0.00	0.10	0.00	0.40	0.00	2.80	0.00	2.80
Dante Rosario	CAR	-	6	*	22.70	1.89	2.60	3.10	0.00	2.40	1.00	1.60	2.80	bye	0.20	1.70	1.20	4.70	1.40
Andrew Quarless	GNB	-	10	*	22.30	1.86	0.40	3.50	1.40	bye	0.00	0.00	9.60	2.30	5.10	0.00	0.00	0.00	0.00
Owen Daniels	HOU	T	7	*	20.00	1.67	0.00	0.00	0.00	0.00	0.80	bye	7.90	4.50	0.80	2.70	2.40	0.90	0.90
John Gilmore	TAM	-	4	*	19.50	1.63	8.60	3.00	0.00	5.20	0.00	1.10	0.00	0.50	1.10	bye	0.00	0.00	0.00
Martellus Bennett	DAL	-	4	*	19.50	1.63	2.40	1.70	0.00	3.20	2.00	0.00	0.50	0.00	1.90	bye	2.60	4.50	0.70
Craig Stevens	TEN	-	9	*	18.20	1.52	1.90	0.00	0.00	0.00	bye	10.90	0.00	0.00	1.10	1.60	0.00	0.90	1.80
Chris Baker	SEA	-	5	*	18.00	1.50	0.00	9.30	0.00	5.10	0.70	0.50	0.00	1.60	bye	0.80	0.00	0.00	0.00
Jared Cook	TEN	-	9	*	15.60	1.30	4.70	4.00	1.10	0.00	bye	3.60	0.00	0.00	0.00	1.70	0.00	0.50	0.00
Leonard Pope	KAN	-	4	*	14.60	1.22	8.20	0.00	0.00	2.10	0.00	2.00	0.00	1.20	1.10	bye	0.00	0.00	0.00
Donald Lee	GNB	-	10	*	13.80	1.15	0.00	0.00	0.00	bye	0.00	0.50	2.70	0.00	9.20	1.50	0.00	-0.10	0.00
Justin Peelle	ATL	-	8	*	13.40	1.12	0.00	1.40	9.40	0.00	0.00	bye	0.00	0.00	1.50	0.00	0.00	0.00	1.10
Brandon Manumaleuna	CHI	-	8	*	12.30	1.02	10.30	0.60	0.00	0.00	0.90	bye	0.00	0.50	0.00	0.00	0.00	0.00	0.00
Ben Patrick	ARI	-	6	*	12.30	1.02	0.00	0.00	2.40	1.10	0.00	0.00	0.60	bye	3.00	1.20	2.90	1.10	0.00
Ed Dickson	BAL	-	8	*	11.20	0.93	2.10	0.00	0.00	0.40	0.00	bye	0.50	0.70	5.80	0.00	0.00	1.70	0.00
Jim Kleinsasser	MIN	-	4	*	11.10	0.93	2.50	0.00	0.00	0.30	0.00	0.00	1.00	2.50	0.50	bye	1.70	2.00	0.60
David Martin	BUF	-	6	*	11.00	0.92	0.00	0.00	1.50	0.00	1.10	0.00	0.00	bye	0.00	8.40	0.00	0.00	0.00
Daniel Graham	DEN	-	9	*	10.40	0.87	0.00	0.40	0.60	0.00	bye	1.00	0.00	0.00	2.80	0.50	0.90	0.60	3.60
Kellen Davis	CHI	-	8	*	9.90	0.82	0.00	0.00	0.00	9.90	0.00	bye	0.00	0.00	0.00	0.00	0.00	0.00	0.00
Michael Palmer	ATL	-	8	*	9.70	0.81	0.00	0.00	0.00	0.60	9.10	bye	0.00	0.00	0.00	0.00	0.00	0.00	0.00
Jeff King	CAR	-	6	*	8.90	0.74	0.20	0.00	0.40	0.40	1.70	2.20	0.00	bye	2.00	0.70	1.30	0.00	0.00
Gijon Robinson	IND	-	7	*	8.60	0.72	0.00	0.00	8.10	0.50	0.00	0.00	bye	0.00	0.00	0.00	0.00	0.00	0.00
Cameron Morrah	SEA	-	5	*	8.00	0.67	6.90	0.00	0.00	0.00	0.00	0.00	0.00	0.00	bye	0.00	0.00	0.00	1.10
James Casey	HOU	-	7	*	7.70	0.64	0.80	0.00	0.30	1.80	4.80	0.00	bye	0.00	0.00	0.00	0.00	0.00	0.00
Brandon Myers	OAK	-	10	*	6.90	0.57	0.00	0.00	2.80	bye	2.00	0.00	0.00	0.00	1.20	0.00	0.40	0.00	0.50
Dan Gronkowski	DEN	X	9	*	6.40	0.53	0.90	1.30	0.00	0.00	bye	2.90	0.00	0.00	0.90	0.00	0.20	0.00	0.20
Jonathan Stupar	BUF	-	6	*	5.90	0.49	0.00	0.00	0.00	0.00	0.00	0.80	bye	1.00	0.00	2.70	1.40	0.00	0.00
Kris Wilson	SDG	-	10	*	5.30	0.44	0.00	0.00	0.00	bye	3.70	0.00	-0.10	0.00	1.70	0.00	0.00	0.00	0.00
Bear Pascoe	NYG	-	8	*	5.10	0.43	2.10	0.00	0.30	0.00	1.00	bye	0.00	1.00	0.00	0.00	0.70	0.00	0.00
Matt Spaeth	PIT	-	5	*	4.90	0.41	0.00	0.00	1.60	0.00	1.20	2.10	0.00	0.00	bye	0.00	0.00	0.00	0.00
Jim Dray	ARI	-	6	*	4.70	0.39	0.60	0.00	0.00	0.00	1.70	0.00	0.00	bye	0.00				



## Top Tight End Scoring

PLAYER	NFL	INJ	BYE	FA	TOTAL	AVG	13	12	11	10	9	8	7	6	5	4	3	2	1
Jeff Dugan	MIN	-	4	*	3.20	0.27	0.00	0.20	0.00	0.90	0.30	0.00	0.00	0.00	0.00	bye	1.00	0.00	0.80
Jake O'Connell	KAN	-	4	*	3.10	0.26	0.00	0.00	2.40	0.00	0.00	0.00	0.00	0.70	0.00	bye	0.00	0.00	0.00
Brody Eldridge	IND	Q	7	*	3.10	0.26	0.80	0.00	0.00	0.00	0.00	0.00	bye	0.50	0.00	1.00	0.80	0.00	0.00
Robert Royal	CLE	-	8	*	2.70	0.22	0.00	0.00	0.00	1.40	0.00	bye	0.00	0.00	1.30	0.00	0.00	0.00	0.00
Nate Byham	SFO	-	9	*	2.70	0.22	0.00	0.00	0.00	0.00	bye	0.00	0.00	0.70	0.00	0.00	0.90	0.60	0.50
Stephen Spach	ARI	-	6	*	2.40	0.20	0.00	0.00	0.00	1.40	0.40	0.30	0.30	bye	0.00	0.00	0.00	0.00	0.00
Kory Sperry	SDG	-	10	*	2.10	0.17	0.00	0.00	2.10	bye	0.00	0.00	0.00	0.00	0.00	0.00	0.00	0.00	0.00
Garrett Mills	PHI	-	8	*	1.90	0.16	0.00	0.00	0.00	0.00	0.00	bye	0.50	0.00	0.00	0.00	0.00	1.40	0.00
Reggie Kelly	CIN	-	6	*	1.80	0.15	0.00	0.00	0.00	0.90	0.00	0.00	0.00	bye	0.00	0.00	0.00	0.90	0.00
Will Heller	DET	-	7	*	1.80	0.15	0.50	1.30	0.00	0.00	0.00	0.00	bye	0.00	0.00	0.00	0.00	0.00	0.00
Shawn Nelson	BUF	O	6	*	1.50	0.13	0.00	0.00	0.90	0.00	0.00	0.00	0.60	bye	0.00	0.00	0.00	0.00	0.00
Fendi Onobun	STL	X	9	*	1.50	0.13	0.00	0.00	0.00	0.00	bye	0.00	0.00	0.00	0.00	0.00	1.50	0.00	0.00
Desmond Clark	CHI	-	8	*	1.20	0.10	0.00	0.00	0.00	0.00	0.00	bye	0.00	0.00	0.00	0.00	1.20	0.00	0.00
Tory Humphrey	NOR	-	10	*	1.20	0.10	0.00	0.00	1.20	bye	0.00	0.00	0.00	0.00	0.00	0.00	0.00	0.00	0.00
Ben Hartsock	NYJ	-	7	*	0.70	0.06	0.00	0.00	0.00	0.00	0.00	0.00	bye	0.00	0.00	0.70	0.00	0.00	0.00
Ernest Wilford	JAC	-	9	*	0.30	0.03	0.00	0.00	0.00	0.00	bye	0.00	0.00	0.00	0.00	0.00	0.00	0.30	0.00
Dennis Pitta	BAL	-	8	*	0.10	0.01	0.00	0.00	0.00	0.00	0.00	bye	0.00	0.00	0.00	0.00	0.00	0.10	0.00
Steve Heiden	CLE	-	8	*	0.00	0.00	0.00	0.00	0.00	0.00	0.00	bye	0.00	0.00	0.00	0.00	0.00	0.00	0.00
James Dearth	SDG	X	10	*	0.00	0.00	0.00	0.00	0.00	bye	0.00	0.00	0.00	0.00	0.00	0.00	0.00	0.00	0.00
Anthony Becht	ARI	-	6	*	0.00	0.00	0.00	0.00	0.00	0.00	0.00	0.00	0.00	bye	0.00	0.00	0.00	0.00	0.00
Mike Leach	ARI	-	6	*	0.00	0.00	0.00	0.00	0.00	0.00	0.00	0.00	0.00	bye	0.00	0.00	0.00	0.00	0.00
Tony Stewart	OAK	-	10	*	0.00	0.00	0.00	0.00	0.00	bye	0.00	0.00	0.00	0.00	0.00	0.00	0.00	0.00	0.00
Billy Miller	NOR	-	10	*	0.00	0.00	0.00	0.00	0.00	bye	0.00	0.00	0.00	0.00	0.00	0.00	0.00	0.00	0.00
Justin Snow	IND	-	7	*	0.00	0.00	0.00	0.00	0.00	0.00	0.00	0.00	bye	0.00	0.00	0.00	0.00	0.00	0.00
Joe Zelenka	ATL	-	8	*	0.00	0.00	0.00	0.00	0.00	0.00	0.00	bye	0.00	0.00	0.00	0.00	0.00	0.00	0.00
John Owens	OAK	-	10	*	0.00	0.00	0.00	0.00	0.00	bye	0.00	0.00	0.00	0.00	0.00	0.00	0.00	0.00	0.00
L.J. Smith	BAL	-	8	*	0.00	0.00	0.00	0.00	0.00	0.00	0.00	bye	0.00	0.00	0.00	0.00	0.00	0.00	0.00
Richard Angulo	CHI	-	8	*	0.00	0.00	0.00	0.00	0.00	0.00	0.00	bye	0.00	0.00	0.00	0.00	0.00	0.00	0.00
Sean Ryan	TEN	-	9	*	0.00	0.00	0.00	0.00	0.00	0.00	bye	0.00	0.00	0.00	0.00	0.00	0.00	0.00	0.00
Nate Lawrie	PHI	-	8	*	0.00	0.00	0.00	0.00	0.00	0.00	0.00	bye	0.00	0.00	0.00	0.00	0.00	0.00	0.00
Michael Gaines	HOU	-	7	*	0.00	0.00	0.00	0.00	0.00	0.00	0.00	0.00	bye	0.00	0.00	0.00	0.00	0.00	0.00
Sean McHugh	PIT	-	5	*	0.00	0.00	0.00	0.00	0.00	0.00	0.00	0.00	0.00	0.00	bye	0.00	0.00	0.00	0.00
Alex Smith	CLE	-	8	*	0.00	0.00	0.00	0.00	0.00	0.00	0.00	bye	0.00	0.00	0.00	0.00	0.00	0.00	0.00
John Paul Foschi	CIN	-	6	*	0.00	0.00	0.00	0.00	0.00	0.00	0.00	0.00	0.00	bye	0.00	0.00	0.00	0.00	0.00
Joe Klopfenstein	BUF	X	6	*	0.00	0.00	0.00	0.00	0.00	0.00	0.00	0.00	0.00	bye	0.00	0.00	0.00	0.00	0.00
Dominique Byrd	ARI	-	6	*	0.00	0.00	0.00	0.00	0.00	0.00	0.00	0.00	0.00	bye	0.00	0.00	0.00	0.00	0.00
Jason Pociask	DAL	-	4	*	0.00	0.00	0.00	0.00	0.00	0.00	0.00	0.00	0.00	0.00	0.00	bye	0.00	0.00	0.00
John Madsen	DET	-	7	*	0.00	0.00	0.00	0.00	0.00	0.00	0.00	0.00	bye	0.00	0.00	0.00	0.00	0.00	0.00
James Adkisson	OAK	-	10	*	0.00	0.00	0.00	0.00	0.00	bye	0.00	0.00	0.00	0.00	0.00	0.00	0.00	0.00	0.00
Brad Cieslak	CLE	-	8	*	0.00	0.00	0.00	0.00	0.00	0.00	0.00	bye	0.00	0.00	0.00	0.00	0.00	0.00	0.00
Scott Chandler	BUF	-	6	*	0.00	0.00	0.00	0.00	0.00	0.00	0.00	0.00	0.00	bye	0.00	0.00	0.00	0.00	0.00
Derek Schouman	STL	X	9	*	0.00	0.00	0.00	0.00	0.00	0.00	bye	0.00	0.00	0.00	0.00	0.00	0.00	0.00	0.00
Michael Allan	SEA	-	5	*	0.00	0.00	0.00	0.00	0.00	0.00	0.00	0.00	0.00	0.00	bye	0.00	0.00	0.00	0.00
Clark Harris	CIN	-	6	*	0.00	0.00	0.00	0.00	0.00	0.00	0.00	0.00	0.00	bye	0.00	0.00	0.00	0.00	0.00
Darcy Johnson	STL	X	9	*	0.00	0.00	0.00	0.00	0.00	0.00	bye	0.00	0.00	0.00	0.00	0.00	0.00	0.00	0.00
Daniel Coats	DEN	-	9	*	0.00	0.00	0.00	0.00	0.00	0.00	bye	0.00	0.00	0.00	0.00	0.00	0.00	0.00	0.00
Tony Curtis	SFO	-	9	*	0.00	0.00	0.00	0.00	0.00	0.00	bye	0.00	0.00	0.00	0.00	0.00	0.00	0.00	0.00
Michael Matthews	BUF	X	6	*	0.00	0.00	0.00	0.00	0.00	0.00	0.00	0.00	0.00	bye	0.00	0.00	0.00	0.00	0.00
Greg Estandia	CLE	X	8	*	0.00	0.00	0.00	0.00	0.00	0.00	bye	0.00	0.00	0.00	0.00	0.00	0.00	0.00	0.00
Brad Cottam	KAN	X	4	*	0.00	0.00	0.00	0.00	0.00	0.00	0.00	0.00	0.00	0.00	0.00	bye	0.00	0.00	0.00
Martin Rucker	DAL	-	4	*	0.00	0.00	0.00	0.00	0.00	0.00	0.00	0.00	0.00	0.00	0.00	bye	0.00	0.00	0.00
Derek Fine	HOU	-	7	*	0.00	0.00	0.00	0.00	0.00	0.00	0.00	0.00	bye	0.00	0.00	0.00	0.00	0.00	0.00
Gary Barnidge	CAR	-	6	*	0.00	0.00	0.00	0.00	0.00	0.00	0.00	0.00	0.00	bye	0.00	0.00	0.00	0.00	0.00
Tom Santi	IND	X	7	*	0.00	0.00	0.00	0.00	0.00	0.00	0.00	0.00	bye	0.00	0.00	0.00	0.00	0.00	0.00
Keith Zinger	ATL	-	8	*	0.00	0.00	0.00	0.00	0.00	0.00	0.00	bye	0.00	0.00	0.00	0.00	0.00	0.00	0.00
Joey Haynos	MIA	-	5	*	0.00	0.00	0.00	0.00	0.00	0.00	0.00	0.00	0.00	0.00	bye	0.00	0.00	0.00	0.00
Richard Quinn	DEN	-	9	*	0.00	0.00	0.00	0.00	0.00	0.00	bye	0.00	0.00	0.00	0.00	0.00	0.00	0.00	0.00
Chase Coffman	CIN	-	6	*	0.00	0.00	0.00	0.00	0.00	0.00	0.00	0.00	0.00	bye	0.00	0.00	0.00	0.00	0.00
Anthony Hill	HOU	-	7	*	0.00	0.00	0.00	0.00	0.00	0.00	0.00	0.00	bye	0.00	0.00	0.00	0.00	0.00	0.00
Davon Drew	BAL	-	8	*	0.00	0.00	0.00	0.00	0.00	0.00	0.00	bye	0.00	0.00	0.00	0.00	0.00	0.00	0.00
Cornelius Ingram	PHI	-	8	*	0.00	0.00	0.00	0.00	0.00	0.00	0.00	bye	0.00	0.00	0.00	0.00	0.00	0.00	0.00
John Nalbene	DEN	-	9	*	0.00	0.00	0.00	0.00	0.00	0.00	bye	0.00	0.00	0.00	0.00	0.00	0.00	0.00	0.00
John Phillips	DAL	X	4	*	0.00	0.00	0.00	0.00	0.00	0.00	0.00	0.00	0.00	0.00	0.00	bye	0.00	0.00	0.00
Spencer Havner	GNB	X	10	*	0.00	0.00	0.00	0.00	0.00	bye	0.00	0.00	0.00	0.00	0.00	0.00	0.00	0.00	0.00
Garrett Graham	HOU	O	7	*	0.00	0.00	0.00	0.00	0.00	0.00	0.00	0.00	bye	0.00	0.00	0.00	0.00	0.00	0.00
Dennis Morris	STL	-	9	*	0.00	0.00	0.00	0.00	0.00	0.00	bye	0.00	0.00	0.00	0.00	0.00	0.00	0.00	0.00
Anthony McCoy	SEA	X	5	*	0.00	0.00	0.00	0.00	0.00	0.00	0.00	0.00	0.00	0.00	bye	0.00	0.00	0.00	0.00
Mickey Shuler	MIA	-	5	*	0.00	0.00	0.00	0.00	0.00	0.00	0.00	0.00	0.00	0.00	bye	0.00	0.00	0.00	0.00
Dedrick Epps	MIA	-	5	*	0.00	0.00	0.00	0.00	0.00	0.00	0.00	0.00	0.00	0.00	bye	0.00	0.00	0.00	0.00
Jameson Konz	SEA	X	5	*	0.00	0.00	0.00	0.00	0.00	0.00	0.00	0.00	0.00	0.00	bye	0.00	0.00	0.00	0.00
Marquez Branson	ATL	-	8	*	0.00	0.00	0.00	0.00	0.00	0.00	0.00	bye	0.00	0.00	0.00	0.00	0.00	0.00	0.00



# Harger Fantasy Football League

## Top Kicker Scoring

PLAYER	NFL	INJ	BYE	FA	TOTAL	AVG	13	12	11	10	9	8	7	6	5	4	3	2	1
David Akers	PHI	-	8		114.00	9.50	10.00	14.00	13.00	11.00	14.00	bye	13.00	7.00	9.00	6.00	4.00	5.00	8.00
Dan Carpenter	MIA	-	5	*	105.00	8.75	7.00	15.00	0.00	11.00	4.00	17.00	16.00	12.00	bye	2.00	12.00	2.00	7.00
Sebastian Janikowski	OAK	-	10		103.00	8.58	4.00	5.00	3.00	bye	11.00	15.00	11.00	9.00	10.00	6.00	12.00	10.00	7.00
Matt Bryant	ATL	-	8		103.00	8.58	4.00	8.00	14.00	9.00	9.00	bye	7.00	5.00	8.00	10.00	9.00	11.00	9.00
Nick Folk	NYJ	-	7		97.00	8.08	3.00	6.00	12.00	8.00	11.00	0.00	bye	7.00	18.00	8.00	7.00	8.00	9.00
Josh Brown	STL	-	9		96.00	8.00	14.00	12.00	6.00	8.00	bye	8.00	5.00	8.00	6.00	8.00	12.00	2.00	7.00
Neil Rackers	HOU	-	7		91.00	7.58	6.00	8.00	9.00	6.00	11.00	6.00	bye	5.00	4.00	7.00	7.00	12.00	10.00
Rob Bironas	TEN	-	9		91.00	7.58	6.00	0.00	10.00	5.00	bye	5.00	13.00	12.00	11.00	9.00	9.00	3.00	8.00
Adam Vinatieri	IND	-	7		89.00	7.42	5.00	2.00	4.00	11.00	6.00	12.00	bye	9.00	13.00	4.00	9.00	8.00	6.00
Olindo Mare	SEA	-	5	*	89.00	7.42	7.00	6.00	13.00	18.00	1.00	3.00	17.00	3.00	bye	3.00	9.00	2.00	7.00
Mason Crosby	GNB	-	10		89.00	7.42	10.00	5.00	7.00	bye	9.00	9.00	4.00	8.00	8.00	4.00	5.00	10.00	10.00
Billy Cundiff	BAL	-	8	*	86.00	7.17	4.00	5.00	13.00	3.00	14.00	bye	13.00	8.00	7.00	5.00	6.00	4.00	4.00
Josh Scobee	JAC	-	9	*	85.00	7.08	5.00	8.00	6.00	7.00	bye	5.00	8.00	3.00	18.00	8.00	4.00	7.00	6.00
Robbie Gould	CHI	-	8		85.00	7.08	7.00	7.00	11.00	9.00	2.00	bye	2.00	8.00	12.00	3.00	8.00	9.00	7.00
Graham Gano	WAS	-	9		84.00	7.00	1.00	7.00	13.00	4.00	bye	7.00	5.00	6.00	10.00	5.00	10.00	9.00	7.00
Lawrence Tynes	NYG	-	8		82.00	6.83	7.00	10.00	5.00	8.00	11.00	bye	12.00	0.00	10.00	5.00	5.00	2.00	7.00
David Buehler	DAL	-	4		82.00	6.83	12.00	10.00	5.00	9.00	1.00	5.00	9.00	3.00	10.00	bye	9.00	8.00	1.00
Phil Dawson	CLE	-	8	*	79.00	6.58	7.00	6.00	8.00	8.00	10.00	bye	12.00	4.00	4.00	11.00	5.00	2.00	2.00
Ryan Succop	KAN	-	4	*	79.00	6.58	4.00	6.00	7.00	5.00	8.00	7.00	6.00	7.00	9.00	bye	7.00	10.00	3.00
Matt Prater	DEN	Q	9	*	78.00	6.50	6.00	9.00	2.00	7.00	bye	4.00	2.00	9.00	5.00	14.00	7.00	7.00	6.00
Jeff Reed	SFO	-	9	*	76.00	6.33	10.00	0.00	0.00	4.00	bye	4.00	11.00	4.00	0.00	2.00	8.00	13.00	10.00
Garrett Hartley	NOR	-	10		76.00	6.33	10.00	13.00	4.00	bye	10.00	8.00	5.00	7.00	0.00	0.00	6.00	11.00	2.00
John Kasay	CAR	-	6	*	71.00	5.92	2.00	11.00	7.00	10.00	3.00	4.00	12.00	bye	7.00	2.00	1.00	1.00	11.00
Nate Kaeding	SDG	-	10		70.00	5.83	7.00	19.00	5.00	bye	0.00	0.00	0.00	5.00	9.00	11.00	4.00	8.00	2.00
Connor Barth	TAM	-	4	*	70.00	5.83	6.00	4.00	3.00	7.00	3.00	8.00	13.00	0.00	6.00	bye	7.00	8.00	5.00
Jay Feely	ARI	P	6	*	67.00	5.58	6.00	6.00	7.00	4.00	6.00	5.00	4.00	bye	12.00	5.00	6.00	1.00	5.00
Rian Lindell	BUF	-	6	*	65.00	5.42	2.00	10.00	7.00	2.00	1.00	4.00	11.00	bye	8.00	2.00	12.00	1.00	5.00
Mike Nugent	CIN	X	6	*	64.00	5.33	0.00	0.00	0.00	5.00	3.00	2.00	8.00	bye	7.00	8.00	9.00	15.00	7.00
Ryan Longwell	MIN	-	4	*	63.00	5.25	8.00	5.00	3.00	7.00	9.00	4.00	6.00	6.00	2.00	bye	6.00	4.00	3.00
Jason Hanson	DET	X	7	*	58.00	4.83	0.00	0.00	0.00	0.00	2.00	5.00	bye	10.00	14.00	15.00	4.00	6.00	2.00
Stephen Gostkowski	NWE	X	5	*	56.00	4.67	0.00	0.00	0.00	0.00	1.00	4.00	11.00	11.00	bye	11.00	8.00	2.00	8.00
Joe Nedney	SFO	O	9	*	52.00	4.33	0.00	0.00	0.00	11.00	bye	6.00	8.00	5.00	7.00	2.00	5.00	2.00	6.00
Shayne Graham	NWE	-	5	*	38.00	3.17	9.00	9.00	7.00	9.00	0.00	0.00	0.00	4.00	bye	0.00	0.00	0.00	0.00
Dave Rayner	DET	-	7	*	26.00	2.17	9.00	6.00	5.00	6.00	0.00	0.00	bye	0.00	0.00	0.00	0.00	0.00	0.00
Shaun Suisham	PIT	-	5		25.00	2.08	7.00	13.00	5.00	0.00	0.00	0.00	0.00	0.00	bye	0.00	0.00	0.00	0.00
Kris Brown	SDG	-	10	*	20.00	1.67	0.00	0.00	0.00	bye	3.00	9.00	8.00	0.00	0.00	0.00	0.00	0.00	0.00
John Carney	NOR	-	10	*	18.00	1.50	0.00	0.00	0.00	bye	0.00	0.00	0.00	0.00	8.00	10.00	0.00	0.00	0.00
Aaron Pettrey	CIN	-	6	*	11.00	0.92	0.00	4.00	7.00	0.00	0.00	0.00	0.00	bye	0.00	0.00	0.00	0.00	0.00
Clint Stitser	CIN	-	6	*	10.00	0.83	10.00	0.00	0.00	0.00	0.00	0.00	0.00	bye	0.00	0.00	0.00	0.00	0.00
Shane Andrus	SFO	-	9	*	9.00	0.75	0.00	9.00	0.00	0.00	bye	0.00	0.00	0.00	0.00	0.00	0.00	0.00	0.00
Michael Koenen	ATL	-	8	*	3.00	0.25	0.00	0.00	0.00	0.00	0.00	bye	0.00	0.00	3.00	0.00	0.00	0.00	0.00
Sam Koch	BAL	-	8	*	0.52	0.04	0.00	0.00	0.00	0.00	0.52	bye	0.00	0.00	0.00	0.00	0.00	0.00	0.00
Matt Stover	IND	-	7	*	0.00	0.00	0.00	0.00	0.00	0.00	0.00	0.00	bye	0.00	0.00	0.00	0.00	0.00	0.00
Craig Hentrich	TEN	-	9	*	0.00	0.00	0.00	0.00	0.00	0.00	bye	0.00	0.00	0.00	0.00	0.00	0.00	0.00	0.00
Aaron Elling	OAK	-	10	*	0.00	0.00	0.00	0.00	0.00	bye	0.00	0.00	0.00	0.00	0.00	0.00	0.00	0.00	0.00
Paul Ernster	PIT	-	5	*	0.00	0.00	0.00	0.00	0.00	0.00	0.00	0.00	0.00	0.00	bye	0.00	0.00	0.00	0.00
Nick Novak	SDG	-	10	*	0.00	0.00	0.00	0.00	0.00	bye	0.00	0.00	0.00	0.00	0.00	0.00	0.00	0.00	0.00
Tony Yelk	JAC	-	9	*	0.00	0.00	0.00	0.00	0.00	0.00	bye	0.00	0.00	0.00	0.00	0.00	0.00	0.00	0.00
Justin Medlock	DET	-	7	*	0.00	0.00	0.00	0.00	0.00	0.00	0.00	0.00	bye	0.00	0.00	0.00	0.00	0.00	0.00
Brandon Coutu	SEA	-	5	*	0.00	0.00	0.00	0.00	0.00	0.00	0.00	0.00	0.00	0.00	bye	0.00	0.00	0.00	0.00
Steven Hauschka	DET	-	7	*	0.00	0.00	0.00	0.00	0.00	0.00	0.00	0.00	bye	0.00	0.00	0.00	0.00	0.00	0.00
Sam Swank	NYG	-	8	*	0.00	0.00	0.00	0.00	0.00	0.00	0.00	bye	0.00	0.00	0.00	0.00	0.00	0.00	0.00
Rhys Lloyd	CAR	-	6	*	0.00	0.00	0.00	0.00	0.00	0.00	0.00	0.00	0.00	bye	0.00	0.00	0.00	0.00	0.00
Ricky Schmitt	TEN	-	9	*	0.00	0.00	0.00	0.00	0.00	0.00	bye	0.00	0.00	0.00	0.00	0.00	0.00	0.00	0.00
Connor Hughes	DAL	-	4	*	0.00	0.00	0.00	0.00	0.00	0.00	0.00	0.00	0.00	0.00	0.00	bye	0.00	0.00	0.00
Brett Swenson	IND	X	7	*	0.00	0.00	0.00	0.00	0.00	0.00	0.00	0.00	bye	0.00	0.00	0.00	0.00	0.00	0.00
Garrett Lindholm	ATL	-	8	*	0.00	0.00	0.00	0.00	0.00	0.00	0.00	bye	0.00	0.00	0.00	0.00	0.00	0.00	0.00
Hunter Lawrence	TAM	-	4	*	0.00	0.00	0.00	0.00	0.00	0.00	0.00	0.00	0.00	0.00	0.00	bye	0.00	0.00	0.00
Todd Carter	CAR	-	6	*	0.00	0.00	0.00	0.00	0.00	0.00	0.00	0.00	0.00	bye	0.00	0.00	0.00	0.00	0.00



# Harger Fantasy Football League

www.rtsports.com

2010 thru Week 13

10-Dec-2010 11:50 PM Eastern

## Top Defense / Sp Teams Scoring

PLAYER	NFL	INJ	BYE	FA	TOTAL	AVG	13	12	11	10	9	8	7	6	5	4	3	2	1
Green Bay Packers	GNB	-	10		104.00	8.67	5.00	2.00	10.00	bye	23.00	15.00	10.00	1.00	6.00	12.00	4.00	9.00	7.00
Oakland Raiders	OAK	-	10		91.00	7.58	6.00	10.00	3.00	bye	11.00	16.00	13.00	2.00	18.00	0.00	5.00	4.00	3.00
New England Patriots	NWE	-	5		87.00	7.25	11.00	4.00	3.00	12.00	1.00	2.00	6.00	3.00	bye	24.00	3.00	3.00	15.00
Arizona Cardinals	ARI	-	6	*	85.00	7.08	3.00	2.00	0.00	3.00	18.00	10.00	6.00	bye	17.00	8.00	10.00	2.00	6.00
Seattle Seahawks	SEA	-	5	*	85.00	7.08	10.00	7.00	2.00	7.00	1.00	2.00	7.00	8.00	bye	5.00	21.00	1.00	14.00
Chicago Bears	CHI	-	8		83.00	6.92	2.00	5.00	17.00	5.00	4.00	bye	11.00	6.00	12.00	5.00	8.00	3.00	5.00
Pittsburgh Steelers	PIT	-	5		83.00	6.92	5.00	4.00	16.00	0.00	6.00	4.00	3.00	9.00	bye	3.00	12.00	17.00	4.00
Tennessee Titans	TEN	-	9	*	81.00	6.75	1.00	2.00	10.00	2.00	bye	2.00	11.00	13.00	9.00	13.00	7.00	5.00	6.00
Dallas Cowboys	DAL	-	4		79.00	6.58	16.00	4.00	11.00	9.00	1.00	4.00	12.00	4.00	3.00	bye	7.00	7.00	1.00
New York Giants	NYG	-	8		79.00	6.58	13.00	6.00	5.00	2.00	6.00	bye	5.00	5.00	5.00	20.00	1.00	2.00	9.00
Philadelphia Eagles	PHI	-	8		79.00	6.58	4.00	4.00	5.00	11.00	5.00	bye	6.00	5.00	13.00	2.00	15.00	4.00	5.00
Tampa Bay Buccaneers	TAM	-	4		79.00	6.58	2.00	5.00	18.00	3.00	6.00	17.00	2.00	1.00	10.00	bye	2.00	10.00	3.00
Detroit Lions	DET	-	7	*	78.00	6.50	5.00	1.00	5.00	2.00	3.00	15.00	bye	3.00	20.00	6.00	5.00	5.00	8.00
San Diego Chargers	SDG	-	10		72.00	6.00	2.00	18.00	6.00	bye	3.00	0.00	4.00	3.00	3.00	18.00	6.00	8.00	1.00
Cleveland Browns	CLE	-	8	*	68.00	5.67	4.00	4.00	16.00	3.00	4.00	bye	19.00	1.00	3.00	6.00	0.00	3.00	5.00
Indianapolis Colts	IND	-	7	*	66.00	5.50	8.00	2.00	1.00	14.00	3.00	11.00	bye	5.00	3.00	0.00	3.00	13.00	3.00
Kansas City Chiefs	KAN	-	4	*	65.00	5.42	9.00	5.00	2.00	0.00	7.00	4.00	10.00	2.00	2.00	bye	6.00	9.00	9.00
St. Louis Rams	STL	-	9	*	65.00	5.42	10.00	5.00	0.00	5.00	bye	7.00	3.00	8.00	1.00	13.00	3.00	4.00	6.00
Washington Redskins	WAS	-	9	*	65.00	5.42	1.00	2.00	3.00	1.00	bye	9.00	16.00	4.00	6.00	3.00	3.00	6.00	11.00
New York Jets	NYJ	-	7		62.00	5.17	3.00	14.00	2.00	5.00	2.00	3.00	bye	3.00	13.00	5.00	3.00	4.00	5.00
New Orleans Saints	NOR	-	10		61.00	5.08	3.00	4.00	2.00	bye	19.00	5.00	1.00	6.00	5.00	4.00	3.00	6.00	3.00
San Francisco 49ers	SFO	-	9	*	58.00	4.83	4.00	7.00	2.00	3.00	bye	6.00	10.00	5.00	5.00	11.00	1.00	2.00	2.00
Atlanta Falcons	ATL	-	8		57.00	4.75	8.00	2.00	1.00	4.00	3.00	bye	4.00	2.00	12.00	4.00	5.00	8.00	4.00
Buffalo Bills	BUF	-	6	*	55.00	4.58	11.00	6.00	11.00	2.00	2.00	3.00	4.00	bye	5.00	0.00	8.00	0.00	3.00
Miami Dolphins	MIA	-	5	*	52.00	4.33	2.00	4.00	4.00	5.00	4.00	1.00	5.00	6.00	bye	3.00	0.00	13.00	5.00
Cincinnati Bengals	CIN	-	6		51.00	4.25	3.00	3.00	9.00	2.00	3.00	2.00	8.00	bye	6.00	2.00	8.00	5.00	0.00
Baltimore Ravens	BAL	-	8		50.00	4.17	4.00	0.00	17.00	2.00	5.00	bye	5.00	5.00	2.00	3.00	2.00	1.00	4.00
Carolina Panthers	CAR	-	6	*	50.00	4.17	5.00	11.00	5.00	3.00	2.00	2.00	3.00	bye	7.00	4.00	3.00	0.00	5.00
Minnesota Vikings	MIN	-	4	*	45.00	3.75	6.00	5.00	3.00	4.00	6.00	0.00	2.00	8.00	2.00	bye	4.00	4.00	1.00
Houston Texans	HOU	-	7	*	43.00	3.58	2.00	14.00	5.00	2.00	3.00	1.00	bye	1.00	2.00	7.00	0.00	3.00	3.00
Jacksonville Jaguars	JAC	-	9	*	40.00	3.33	7.00	0.00	7.00	1.00	bye	6.00	1.00	0.00	3.00	3.00	3.00	4.00	5.00
Denver Broncos	DEN	-	9	*	36.00	3.00	3.00	2.00	2.00	11.00	bye	0.00	2.00	5.00	1.00	4.00	0.00	5.00	1.00




# HARGER FANTASY FOOTBALL LEAGUE 2010

## Week 12 – Head to Head



**Doomsday II**  
Owner: Tom Harger



**JJJammin-On-The-One**  
Owner: A.J. Harger

VS

	<u>Mark Sanchez</u>	NYJ	QB	CIN 10 NYJ 26	<b>FINAL</b>
<b>9.24</b>	16-28, 166 yds passing (1 TDs), 1 INTs 3 carries, -4 yds rushing				
<b>12.20</b>	<u>Maurice Jones-Drew</u>	JAC	RB	JAC 20 NYG 24	<b>FINAL</b>
	21 carries, 113 yds rushing 4 catches, 9 yds receiving				
<b>6.50</b>	<u>Darren McFadden</u>	OAK	RB	MIA 33 OAK 17	<b>FINAL</b>
	8 carries, 2 yds rushing 7 catches, 63 yds receiving, 1 tackle				
<b>11.90</b>	<u>Greg Jennings</u>	GNB	WR	GNB 17 ATL 20	<b>FINAL</b>
	5 catches, 119 yds receiving				
<b>3.20</b>	<u>Vernon Davis</u>	SFO	TE	SFO 27 ARI 6	<b>FINAL</b>
	2 catches, 32 yds receiving				
<b>14.40</b>	<u>Jacob Tamme</u>	IND	TE	SDG 36 IND 14	<b>FINAL</b>
	7 catches, 64 yds receiving (1 TDs)				
<b>2.00</b>	<u>Adam Vinatieri</u>	IND	K	SDG 36 IND 14	<b>FINAL</b>
	2 PATs				
<b>0.00</b>	<u>Baltimore Ravens</u>	BAL	D/ST	TAM 10 BAL 17	<b>FINAL</b>
	43 tackles, 17 assists, 5 passes defended				
<b>59.44</b>					

### SCORING:

Mark Sanchez 13 yd TD pass to Santonio Holmes (4.00 pts)  
Jacob Tamme 4 yd TD pass from Peyton Manning (8.00 pts)  
Adam Vinatieri PAT (1.00 pts)  
Adam Vinatieri PAT (1.00 pts)

### GAME TOTAL BONUSES:

Mark Sanchez 166 yards passing (6.64 pts)  
Mark Sanchez -4 combined rushing and receiving yds (-0.40 pts)  
Maurice Jones-Drew 122 combined rushing and receiving yds (12.20 pts)  
Darren McFadden 65 combined rushing and receiving yds (6.50 pts)  
Greg Jennings 119 combined rushing and receiving yds (11.90 pts)  
Vernon Davis 32 combined rushing and receiving yds (3.20 pts)

	<u>Matt Cassel</u>	KAN	QB	KAN 42 SEA 24	<b>FINAL</b>
<b>28.12</b>	22-32, 233 yds passing (4 TDs) 5 carries, 28 yds rushing				
<b>6.30</b>	<u>LaDainian Tomlinson</u>	NYJ	RB	CIN 10 NYJ 26	<b>FINAL</b>
	13 carries, 49 yds rushing 2 catches, 14 yds receiving				
<b>17.90</b>	<u>BenJarvus Green-Ellis</u>	NWE	RB	NWE 45 DET 24	<b>FINAL</b>
	12 carries, 59 yds rushing (2 TDs)				
<b>4.90</b>	<u>Roddy White</u>	ATL	WR	GNB 17 ATL 20	<b>FINAL</b>
	5 catches, 49 yds receiving				
<b>6.80</b>	<u>Steve Johnson</u>	BUF	WR	PIT 19 BUF 16	<b>FINAL</b>
	7 catches, 68 yds receiving				
<b>0.00</b>	<u>Dez Bryant</u>	DAL	WR	NOR 30 DAL 27	<b>FINAL</b>
	1 carry, 0 yds rushing, 1 tackle, 1 FF				
<b>5.00</b>	<u>Sebastian Janikowski</u>	OAK	K	MIA 33 OAK 17	<b>FINAL</b>
	1 FG (30), 2 PATs				
<b>10.00</b>	<u>Oakland Raiders</u>	OAK	D/ST	MIA 33 OAK 17	<b>FINAL</b>
	1 TD, 60 tackles, 18 assists, 3 passes defended, 3.0 sacks, 1 INT, 1 FF				
<b>79.02</b>					

### SCORING:

Matt Cassel 7 yd TD pass to Dwayne Bowe (4.00 pts)  
Matt Cassel 36 yd TD pass to Dwayne Bowe (4.00 pts)  
Matt Cassel 9 yd TD pass to Dwayne Bowe (4.00 pts)  
Matt Cassel 6 yd TD pass to Tony Moeaki (4.00 pts)  
BenJarvus Green-Ellis 15 yd rushing TD (6.00 pts)  
BenJarvus Green-Ellis 1 yd rushing TD (6.00 pts)  
Sebastian Janikowski PAT (1.00 pts)  
Sebastian Janikowski PAT (1.00 pts)  
Sebastian Janikowski 30 yd FG (3.00 pts)  
Oakland Raiders 101 yd kickoff return TD (6.00 pts)

### GAME TOTAL BONUSES:

Matt Cassel 233 yards passing (9.32 pts)  
Matt Cassel 28 combined rushing and receiving yds (2.80 pts)  
LaDainian Tomlinson 63 combined rushing and receiving yds (6.30 pts)  
BenJarvus Green-Ellis 59 combined rushing and receiving yds (5.90 pts)  
Roddy White 49 combined rushing and receiving yds (4.90 pts)  
Steve Johnson 68 combined rushing and receiving yds (6.80 pts)  
Oakland Raiders 3.0 sacks (3.00 pts)

# HARGER FANTASY FOOTBALL LEAGUE 2010

## Week 12 – Head to Head

pts)

Jacob Tamme 64 combined rushing and receiving yds (6.40

pts)

### **DEDUCTIONS:**

Mark Sanchez 1 interception (-1.00 pts)

### **BENCH:**

11.88 Matt Ryan, QB

2.20 Willis McGahee, RB

0.10 Michael Bush, RB

0.00 Ryan Mathews, RB

8.90 Danny Amendola, WR

12.80 Johnny Knox, WR

13.10 Tony Gonzalez, TE

5.00 Tampa Bay Buccaneers, D/ST

Oakland Raiders 1 interception (1.00 pts)

### **DEDUCTIONS:**

None.

### **BENCH:**

13.52 Jon Kitna, QB

14.00 Ryan Fitzpatrick, QB

17.40 Michael Turner, RB

16.80 Knowshon Moreno, RB

2.60 Keiland Williams, RB

0.20 Nate Washington, WR

0.00 Steve Smith, WR

4.60 Mike Thomas, WR

# HARGER FANTASY FOOTBALL LEAGUE 2010

## Week 12 – Head to Head



**The General**  
Owner: Matthew Harger

VS



**NO Mercy**  
Owner: Phillip Harger

<b>29.74</b>	<u>Tom Brady</u>	NWE	QB	NWE 45 DET 24	<b>FINAL</b>
	21-27, 341 yds passing (4 TDs) 4 carries, 1 yds rushing				
<b>5.20</b>	<u>Frank Gore</u>	SFO	RB	SFO 27 ARI 6	<b>FINAL</b>
	5 carries, 52 yds rushing				
<b>4.50</b>	<u>Danny Woodhead</u>	NWE	RB	NWE 45 DET 24	<b>FINAL</b>
	8 carries, 32 yds rushing 2 catches, 13 yds receiving				
<b>4.20</b>	<u>Reggie Wayne</u>	IND	WR	SDG 36 IND 14	<b>FINAL</b>
	5 catches, 42 yds receiving				
<b>3.70</b>	<u>Larry Fitzgerald</u>	ARI	WR	SFO 27 ARI 6	<b>FINAL</b>
	4 catches, 37 yds receiving				
<b>1.80</b>	<u>Aaron Hernandez</u>	NWE	TE	NWE 45 DET 24	<b>FINAL</b>
	1 catch, 18 yds receiving				
<b>6.00</b>	<u>Nick Folk</u>	NYJ	K	CIN 10 NYJ 26	<b>FINAL</b>
	1 FG (27), 1 missed FG (44), 3 PATs				
<b>4.00</b>	<u>Pittsburgh Steelers</u>	PIT	D/ST	PIT 19 BUF 16	<b>FINAL</b>
	45 tackles, 20 assists, 12 passes defended, 2.0 sacks, 1 INT, 3 FF, 1 FR				
<b>59.14</b>					

<b>8.10</b>	<u>Philip Rivers</u>	SDG	QB	SDG 36 IND 14	<b>FINAL</b>
	19-23, 185 yds passing 3 carries, 7 yds rushing				
<b>0.70</b>	<u>Chris Johnson</u>	TEN	RB	TEN 0 HOU 20	<b>FINAL</b>
	7 carries, 5 yds rushing 2 catches, 2 yds receiving				
<b>37.40</b>	<u>Peyton Hillis</u>	CLE	RB	CAR 23 CLE 24	<b>FINAL</b>
	0-1, 0 yds passing 26 carries, 131 yds rushing (3 TDs) 6 catches, 63 yds receiving				
<b>14.50</b>	<u>Miles Austin</u>	DAL	WR	NOR 30 DAL 27	<b>FINAL</b>
	1 carry, 60 yds rushing (1 TDs) 3 catches, 25 yds receiving, 1 tackle				
<b>5.50</b>	<u>Robert Meachem</u>	NOR	WR	NOR 30 DAL 27	<b>FINAL</b>
	1 catch, 55 yds receiving				
<b>4.40</b>	<u>James Jones</u>	GNB	WR	GNB 17 ATL 20	<b>FINAL</b>
	5 catches, 44 yds receiving				
<b>8.00</b>	<u>Neil Rackers</u>	HOU	K	TEN 0 HOU 20	<b>FINAL</b>
	2 FGs (35,33), 2 PATs, 1 tackle				
<b>6.00</b>	<u>New York Giants</u>	NYG	D/ST	JAC 20 NYG 24	<b>FINAL</b>
	64 tackles, 28 assists, 7 passes defended, 4.0 sacks, 1 INT, 3 FF, 1 FR				
<b>84.60</b>					

**SCORING:**

- Tom Brady 5 yd TD pass to Wes Welker (4.00 pts)
- Tom Brady 79 yd TD pass to Deion Branch (4.00 pts)
- Tom Brady 22 yd TD pass to Deion Branch (4.00 pts)
- Tom Brady 16 yd TD pass to Wes Welker (4.00 pts)
- Nick Folk 27 yd FG (3.00 pts)
- Nick Folk PAT (1.00 pts)
- Nick Folk PAT (1.00 pts)
- Nick Folk PAT (1.00 pts)

**GAME TOTAL BONUSES:**

- Tom Brady 341 yards passing (13.64 pts)
- Tom Brady 1 combined rushing and receiving yds (0.10 pts)
- Frank Gore 52 combined rushing and receiving yds (5.20 pts)
- Danny Woodhead 45 combined rushing and receiving yds (4.50 pts)
- Reggie Wayne 42 combined rushing and receiving yds (4.20 pts)

**SCORING:**

- Peyton Hillis 9 yd rushing TD (6.00 pts)
- Peyton Hillis 5 yd rushing TD (6.00 pts)
- Peyton Hillis 6 yd rushing TD (6.00 pts)
- Miles Austin 60 yd rushing TD (6.00 pts)
- Neil Rackers PAT (1.00 pts)
- Neil Rackers PAT (1.00 pts)
- Neil Rackers 35 yd FG (3.00 pts)
- Neil Rackers 33 yd FG (3.00 pts)

**GAME TOTAL BONUSES:**

- Philip Rivers 185 yards passing (7.40 pts)
- Philip Rivers 7 combined rushing and receiving yds (0.70 pts)
- Chris Johnson 7 combined rushing and receiving yds (0.70 pts)
- Peyton Hillis 194 combined rushing and receiving yds (19.40 pts)

## HARGER FANTASY FOOTBALL LEAGUE 2010

### Week 12 – Head to Head

Larry Fitzgerald 37 combined rushing and receiving yds (3.70 pts)  
Aaron Hernandez 18 combined rushing and receiving yds (1.80 pts)  
Pittsburgh Steelers 2.0 sacks (2.00 pts)  
Pittsburgh Steelers 1 interception (1.00 pts)  
Pittsburgh Steelers 1 fumble recovered (1.00 pts)

#### **DEDUCTIONS:**

None.

#### **BENCH:**

12.14 Donovan McNabb, QB  
6.00 Carnell Williams, RB  
9.80 Jonathan Stewart, RB  
11.30 Felix Jones, RB  
7.10 Donald Brown, RB  
3.30 Steve Smith, WR  
0.00 Patrick Crayton, WR  
0.00 Hakeem Nicks, WR

pts)  
Miles Austin 85 combined rushing and receiving yds (8.50 pts)  
Robert Meachem 55 combined rushing and receiving yds (5.50 pts)  
James Jones 44 combined rushing and receiving yds (4.40 pts)  
New York Giants 4.0 sacks (4.00 pts)  
New York Giants 1 interception (1.00 pts)  
New York Giants 1 fumble recovered (1.00 pts)

#### **DEDUCTIONS:**

None.

#### **BENCH:**

25.88 Kyle Orton, QB  
8.10 Shonn Greene, RB  
5.50 LeGarrette Blount, RB  
4.00 Santana Moss, WR  
5.90 Jabar Gaffney, WR  
21.00 Wes Welker, WR  
0.00 Malcom Floyd, WR  
9.40 Blair White, WR

# HARGER FANTASY FOOTBALL LEAGUE 2010

## Week 12 – Head to Head



**The Feds**  
Owner: Paul Harger

VS



**Pigskin Princess**  
Owner: Leah Harger

<b>18.36</b>	<u>Joe Flacco</u>	BAL	QB	TAM 10 BAL 17	<b>FINAL</b>
	25-35, 289 yds passing (2 TDs), 1 INTs 3 carries, -2 yds rushing				
<b>6.60</b>	<u>Steven Jackson</u>	STL	RB	STL 36 DEN 33	<b>FINAL</b>
	29 carries, 72 yds rushing 1 catch, -6 yds receiving				
<b>1.70</b>	<u>Terrell Owens</u>	CIN	WR	CIN 10 NYJ 26	<b>FINAL</b>
	3 catches, 17 yds receiving, 1 tackle				
<b>10.50</b>	<u>Marques Colston</u>	NOR	WR	NOR 30 DAL 27	<b>FINAL</b>
	6 catches, 105 yds receiving				
<b>35.00</b>	<u>Dwayne Bowe</u>	KAN	WR	KAN 42 SEA 24	<b>FINAL</b>
	13 catches, 170 yds receiving (3 TDs)				
<b>2.90</b>	<u>DeSean Jackson</u>	PHI	WR	PHI 26 CHI 31	<b>FINAL</b>
	1 carry, 3 yds rushing 2 catches, 26 yds receiving				
<b>8.00</b>	<u>Matt Bryant</u>	ATL	K	GNB 17 ATL 20	<b>FINAL</b>
	2 FGs (38,47), 2 PATs				
<b>4.00</b>	<u>Philadelphia Eagles</u>	PHI	D/ST	PHI 26 CHI 31	<b>FINAL</b>
	44 tackles, 5 assists, 2 passes defensed, 4.0 sacks				
<b>87.06</b>					

### SCORING:

Joe Flacco 65 yd TD pass to Todd Heap (4.00 pts)  
 Joe Flacco 10 yd TD pass to Derrick Mason (4.00 pts)  
 Dwayne Bowe 7 yd TD pass from Matt Cassel (6.00 pts)  
 Dwayne Bowe 36 yd TD pass from Matt Cassel (6.00 pts)  
 Dwayne Bowe 9 yd TD pass from Matt Cassel (6.00 pts)  
 Matt Bryant 38 yd FG (3.00 pts)  
 Matt Bryant PAT (1.00 pts)  
 Matt Bryant PAT (1.00 pts)  
 Matt Bryant 47 yd FG (3.00 pts)

### GAME TOTAL BONUSES:

Joe Flacco 289 yards passing (11.56 pts)  
 Joe Flacco -2 combined rushing and receiving yds (-0.20 pts)  
 Steven Jackson 66 combined rushing and receiving yds (6.60 pts)  
 Terrell Owens 17 combined rushing and receiving yds (1.70 pts)  
 Marques Colston 105 combined rushing and receiving yds (10.50 pts)  
 Dwayne Bowe 170 combined rushing and receiving yds (17.00 pts)

<b>14.92</b>	<u>Matt Schaub</u>	HOU	QB	TEN 0 HOU 20	<b>FINAL</b>
	25-35, 178 yds passing (2 TDs) 2 carries, -2 yds rushing				
<b>10.30</b>	<u>Ahmad Bradshaw</u>	NYG	RB	JAC 20 NYG 24	<b>FINAL</b>
	9 carries, 49 yds rushing (1 2XPs) 4 catches, 34 yds receiving				
<b>20.10</b>	<u>Rashard Mendenhall</u>	PIT	RB	PIT 19 BUF 16	<b>FINAL</b>
	36 carries, 151 yds rushing (1 TDs), 1 fumble(s)				
<b>4.10</b>	<u>Chad Ochocinco</u>	CIN	WR	CIN 10 NYJ 26	<b>FINAL</b>
	0-1, 0 yds passing 4 catches, 41 yds receiving				
<b>11.60</b>	<u>Andre Johnson</u>	HOU	WR	TEN 0 HOU 20	<b>FINAL</b>
	9 catches, 56 yds receiving (1 TDs)				
<b>2.00</b>	<u>Braylon Edwards</u>	NYJ	WR	CIN 10 NYJ 26	<b>FINAL</b>
	2 catches, 20 yds receiving				
<b>0.00</b>	<u>Rob Bironas</u>	TEN	K	TEN 0 HOU 20	<b>FINAL</b>
<b>5.00</b>	<u>Chicago Bears</u>	CHI	D/ST	PHI 26 CHI 31	<b>FINAL</b>
	56 tackles, 13 assists, 4 passes defensed, 4.0 sacks, 1 INT, 2 FF				
<b>68.02</b>					

### SCORING:

Matt Schaub 1 yd TD pass to Joel Dreessen (4.00 pts)  
 Matt Schaub 2 yd TD pass to Andre Johnson (4.00 pts)  
 Ahmad Bradshaw 2XP rush (2.00 pts)  
 Rashard Mendenhall 1 yd rushing TD (6.00 pts)  
 Andre Johnson 2 yd TD pass from Matt Schaub (6.00 pts)

### GAME TOTAL BONUSES:

Matt Schaub 178 yards passing (7.12 pts)  
 Matt Schaub -2 combined rushing and receiving yds (-0.20 pts)  
 Ahmad Bradshaw 83 combined rushing and receiving yds (8.30 pts)  
 Rashard Mendenhall 151 combined rushing and receiving yds (15.10 pts)  
 Chad Ochocinco 41 combined rushing and receiving yds (4.10 pts)  
 Andre Johnson 56 combined rushing and receiving yds (5.60 pts)

## HARGER FANTASY FOOTBALL LEAGUE 2010

### Week 12 – Head to Head

pts)  
DeSean Jackson 29 combined rushing and receiving yds (2.90  
pts)  
Philadelphia Eagles 4.0 sacks (4.00 pts)

#### **DEDUCTIONS:**

Joe Flacco 1 interception (-1.00 pts)

#### **BENCH:**

13.18 Josh Freeman, QB  
3.60 Brandon Jackson, RB  
13.20 Ray Rice, RB  
10.70 Hines Ward, WR  
10.80 Michael Crabtree, WR  
2.00 Mike Williams, WR  
7.00 Graham Gano, K  
2.00 Arizona Cardinals, D/ST

pts)  
Braylon Edwards 20 combined rushing and receiving yds (2.00  
pts)  
Chicago Bears 4.0 sacks (4.00 pts)  
Chicago Bears 1 interception (1.00 pts)

#### **DEDUCTIONS:**

Rashard Mendenhall 1 fumble lost (-1.00 pts)

#### **BENCH:**

-0.30 Chester Taylor, RB  
8.50 Ronnie Brown, RB  
8.70 Marion Barber, RB  
13.90 Matt Forte, RB  
14.70 Derrick Mason, WR  
2.60 Donald Driver, WR  
-0.10 Lee Evans, WR  
7.00 Robbie Gould, K

# HARGER FANTASY FOOTBALL LEAGUE 2010

## Week 12 – Head to Head



**The Mighty Warriors**  
Owner: Mark Harger



**Big Sexy**  
Owner: Robin Lucas

VS

	<u>Michael Vick</u>	PHI	QB	PHI 26 CHI 31	29-44, 333 yds passing (2 TDs), 1 INTs 9 carries, 44 yds rushing	<b>24.72</b>	<b>FINAL</b>
	<u>Adrian Peterson</u>	MIN	RB	MIN 17 WAS 13	6 carries, 36 yds rushing (1 TDs) 1 catch, 34 yds receiving	<b>13.00</b>	<b>FINAL</b>
	<u>Arian Foster</u>	HOU	RB	TEN 0 HOU 20	30 carries, 143 yds rushing 9 catches, 75 yds receiving	<b>21.80</b>	<b>FINAL</b>
	<u>Derek Hagan</u>	NYG	WR	JAC 20 NYG 24	2 catches, 21 yds receiving	<b>2.10</b>	<b>FINAL</b>
	<u>Calvin Johnson</u>	DET	WR	NWE 45 DET 24	1 carry, 15 yds rushing 4 catches, 81 yds receiving (1 TDs)	<b>15.60</b>	<b>FINAL</b>
	<u>Sidney Rice</u>	MIN	WR	MIN 17 WAS 13	1 catch, 20 yds receiving	<b>2.00</b>	<b>FINAL</b>
	<u>Billy Cundiff</u>	BAL	K	TAM 10 BAL 17	1 FG (45), 2 PATs, 1 tackle	<b>5.00</b>	<b>FINAL</b>
	<u>Tennessee Titans</u>	TEN	D/ST	TEN 0 HOU 20	66 tackles, 23 assists, 1 pass defended, 2.0 sacks, 1 FF	<b>2.00</b>	<b>FINAL</b>
	<b>86.22</b>						

### SCORING:

Michael Vick 8 yd TD pass to Jeremy Maclin (4.00 pts)  
Michael Vick 30 yd TD pass to Brent Celek (4.00 pts)  
Adrian Peterson 5 yd rushing TD (6.00 pts)  
Calvin Johnson 19 yd TD pass from Shaun Hill (6.00 pts)  
Billy Cundiff 45 yd FG (3.00 pts)  
Billy Cundiff PAT (1.00 pts)  
Billy Cundiff PAT (1.00 pts)

### GAME TOTAL BONUSES:

Michael Vick 333 yards passing (13.32 pts)  
Michael Vick 44 combined rushing and receiving yds (4.40 pts)  
Adrian Peterson 70 combined rushing and receiving yds (7.00 pts)

	<u>Peyton Manning</u>	IND	QB	SDG 36 IND 14	31-48, 285 yds passing (2 TDs), 4 INTs	<b>15.40</b>	<b>FINAL</b>
	<u>Thomas Jones</u>	KAN	RB	KAN 42 SEA 24	20 carries, 68 yds rushing 3 catches, 14 yds receiving	<b>8.20</b>	<b>FINAL</b>
	<u>LeSean McCoy</u>	PHI	RB	PHI 26 CHI 31	10 carries, 53 yds rushing 8 catches, 67 yds receiving, 1 tackle	<b>12.00</b>	<b>FINAL</b>
	<u>Lance Moore</u>	NOR	WR	NOR 30 DAL 27	5 catches, 39 yds receiving (1 TDs)	<b>9.90</b>	<b>FINAL</b>
	<u>Jeremy Maclin</u>	PHI	WR	PHI 26 CHI 31	4 catches, 47 yds receiving (1 TDs)	<b>10.70</b>	<b>FINAL</b>
	<u>Mike Wallace</u>	PIT	WR	PIT 19 BUF 16	3 catches, 33 yds receiving	<b>3.30</b>	<b>FINAL</b>
	<u>Shaun Suisham</u>	PIT	K	PIT 19 BUF 16	4 FGs (45,46,48,41), 1 PAT, 1 tackle	<b>13.00</b>	<b>FINAL</b>
	<u>Green Bay Packers</u>	GNB	D/ST	GNB 17 ATL 20	42 tackles, 24 assists, 2.0 sacks, 1 FF	<b>2.00</b>	<b>FINAL</b>
	<b>74.50</b>						

### SCORING:

Peyton Manning 4 yd TD pass to Jacob Tamme (4.00 pts)  
Peyton Manning 6 yd TD pass to Blair White (4.00 pts)  
Lance Moore 12 yd TD pass from Drew Brees (6.00 pts)  
Jeremy Maclin 8 yd TD pass from Michael Vick (6.00 pts)  
Shaun Suisham PAT (1.00 pts)  
Shaun Suisham 45 yd FG (3.00 pts)  
Shaun Suisham 46 yd FG (3.00 pts)  
Shaun Suisham 48 yd FG (3.00 pts)  
Shaun Suisham 41 yd FG (3.00 pts)

### GAME TOTAL BONUSES:

Peyton Manning 285 yards passing (11.40 pts)  
Thomas Jones 82 combined rushing and receiving yds (8.20 pts)  
LeSean McCoy 120 combined rushing and receiving yds (12.00 pts)

## HARGER FANTASY FOOTBALL LEAGUE 2010

### Week 12 – Head to Head

Arian Foster 218 combined rushing and receiving yds (21.80 pts)

Derek Hagan 21 combined rushing and receiving yds (2.10 pts)

Calvin Johnson 96 combined rushing and receiving yds (9.60 pts)

Sidney Rice 20 combined rushing and receiving yds (2.00 pts)

Tennessee Titans 2.0 sacks (2.00 pts)

#### **DEDUCTIONS:**

Michael Vick 1 interception (-1.00 pts)

#### **BENCH:**

14.58 David Garrard, QB

0.30 Reggie Bush, RB

22.30 Fred Jackson, RB

0.00 Mike Williams, WR

2.20 Steve Breaston, WR

7.20 Pierre Garcon, WR

4.60 Antonio Gates, TE

10.00 Lawrence Tynes, K

Lance Moore 39 combined rushing and receiving yds (3.90 pts)

Jeremy Maclin 47 combined rushing and receiving yds (4.70

pts)

Mike Wallace 33 combined rushing and receiving yds (3.30 pts)

Green Bay Packers 2.0 sacks (2.00 pts)

#### **DEDUCTIONS:**

Peyton Manning 4 interceptions (-4.00 pts)

#### **BENCH:**

18.88 Chad Henne, QB

8.70 Brandon Jacobs, RB

0.00 C.J. Spiller, RB

0.00 Brandon Marshall, WR

4.80 Mike Sims-Walker, WR

3.80 Legedu Naanee, WR

12.00 Josh Brown, K

3.00 Cincinnati Bengals, D/ST



# HARGER FANTASY FOOTBALL LEAGUE 2010

## Week 12 – Head to Head



**The Columbus Knights**  
Owner: Jamie Johnston

VS



**Roughriders**  
Owner: Bryan Ferryman

<b>27.86</b>	<u>Aaron Rodgers</u>	GNB	QB	GNB 17 ATL 20	<b>FINAL</b>
	26-35, 344 yds passing (1 TDs) 12 carries, 51 yds rushing (1 TDs), 1 fumble(s)				
<b>4.10</b>	<u>Cedric Benson</u>	CIN	RB	CIN 10 NYJ 26	<b>FINAL</b>
	18 carries, 41 yds rushing 1 catch, 0 yds receiving				
<b>22.60</b>	<u>Jamaal Charles</u>	KAN	RB	KAN 42 SEA 24	<b>FINAL</b>
	22 carries, 173 yds rushing (1 TDs), 1 fumble(s) 2 catches, 3 yds receiving, 1 tackle				
<b>19.60</b>	<u>Brandon Lloyd</u>	DEN	WR	STL 36 DEN 33	<b>FINAL</b>
	4 catches, 76 yds receiving (2 TDs)				
<b>0.00</b>	<u>Vincent Jackson</u>	SDG	WR	SDG 36 IND 14	<b>FINAL</b>
<b>10.40</b>	<u>Santonio Holmes</u>	NYJ	WR	CIN 10 NYJ 26	<b>FINAL</b>
	5 catches, 44 yds receiving (1 TDs)				
<b>14.00</b>	<u>David Akers</u>	PHI	K	PHI 26 CHI 31	<b>FINAL</b>
	4 FGs (45,36,22,36), 2 PATs				
<b>4.00</b>	<u>Dallas Cowboys</u>	DAL	D/ST	NOR 30 DAL 27	<b>FINAL</b>
	41 tackles, 8 assists, 8 passes defended, 2.0 sacks, 1 INT, 2 FF, 1 FR				
<b>102.56</b>					

### SCORING:

Aaron Rodgers 1 yd rushing TD (6.00 pts)  
 Aaron Rodgers 10 yd TD pass to Jordy Nelson (4.00 pts)  
 Jamaal Charles 3 yd rushing TD (6.00 pts)  
 Brandon Lloyd 41 yd TD pass from Kyle Orton (6.00 pts)  
 Brandon Lloyd 5 yd TD pass from Kyle Orton (6.00 pts)  
 Santonio Holmes 13 yd TD pass from Mark Sanchez (6.00 pts)  
 David Akers 45 yd FG (3.00 pts)  
 David Akers PAT (1.00 pts)  
 David Akers 36 yd FG (3.00 pts)  
 David Akers 22 yd FG (3.00 pts)  
 David Akers 36 yd FG (3.00 pts)  
 David Akers PAT (1.00 pts)

### GAME TOTAL BONUSES:

Aaron Rodgers 344 yards passing (13.76 pts)  
 Aaron Rodgers 51 combined rushing and receiving yds (5.10 pts)

<b>16.78</b>	<u>Drew Brees</u>	NOR	QB	NOR 30 DAL 27	<b>FINAL</b>
	23-39, 352 yds passing (1 TDs), 1 INTs 3 carries, -3 yds rushing				
<b>17.80</b>	<u>Mike Tolbert</u>	SDG	RB	SDG 36 IND 14	<b>FINAL</b>
	26 carries, 103 yds rushing (1 TDs) 2 catches, 15 yds receiving				
<b>19.60</b>	<u>Mike Goodson</u>	CAR	RB	CAR 23 CLE 24	<b>FINAL</b>
	14 carries, 55 yds rushing (1 TDs) 8 catches, 81 yds receiving				
<b>23.30</b>	<u>Deion Branch</u>	NWE	WR	NWE 45 DET 24	<b>FINAL</b>
	3 catches, 113 yds receiving (2 TDs)				
<b>3.50</b>	<u>Nate Burleson</u>	DET	WR	NWE 45 DET 24	<b>FINAL</b>
	3 catches, 35 yds receiving, 1 tackle				
<b>12.10</b>	<u>Mario Manningham</u>	NYG	WR	JAC 20 NYG 24	<b>FINAL</b>
	3 catches, 61 yds receiving (1 TDs)				
<b>8.00</b>	<u>Josh Scobee</u>	JAC	K	JAC 20 NYG 24	<b>FINAL</b>
	2 FGs (22,42), 2 PATs, 1 tackle				
<b>4.00</b>	<u>New Orleans Saints</u>	NOR	D/ST	NOR 30 DAL 27	<b>FINAL</b>
	60 tackles, 18 assists, 3 passes defended, 1.0 sack, 1 INT, 3 FF, 2 FR				
<b>105.08</b>					

### SCORING:

Drew Brees 12 yd TD pass to Lance Moore (4.00 pts)  
 Mike Tolbert 3 yd rushing TD (6.00 pts)  
 Mike Goodson 26 yd rushing TD (6.00 pts)  
 Deion Branch 79 yd TD pass from Tom Brady (6.00 pts)  
 Deion Branch 22 yd TD pass from Tom Brady (6.00 pts)  
 Mario Manningham 26 yd TD pass from Eli Manning (6.00 pts)  
 Josh Scobee PAT (1.00 pts)  
 Josh Scobee 22 yd FG (3.00 pts)  
 Josh Scobee PAT (1.00 pts)  
 Josh Scobee 42 yd FG (3.00 pts)

### GAME TOTAL BONUSES:

Drew Brees 352 yards passing (14.08 pts)  
 Drew Brees -3 combined rushing and receiving yds (-0.30 pts)

# HARGER FANTASY FOOTBALL LEAGUE 2010

## Week 12 – Head to Head

pts)

Cedric Benson 41 combined rushing and receiving yds (4.10

pts)

Jamaal Charles 176 combined rushing and receiving yds

(17.60 pts)

Brandon Lloyd 76 combined rushing and receiving yds (7.60

pts)

Santonio Holmes 44 combined rushing and receiving yds

(4.40 pts)

Dallas Cowboys 2.0 sacks (2.00 pts)

Dallas Cowboys 1 interception (1.00 pts)

Dallas Cowboys 1 fumble recovered (1.00 pts)

### **DEDUCTIONS:**

Aaron Rodgers 1 fumble lost (-1.00 pts)

Jamaal Charles 1 fumble lost (-1.00 pts)

### **BENCH:**

16.94 Eli Manning, QB

0.00 Joseph Addai, RB

2.30 Randy Moss, WR

7.30 Roy Williams, WR

4.60 Percy Harvin, WR

3.60 Marcedes Lewis, TE

5.00 Mason Crosby, K

14.00 New York Jets, D/ST

Mike Tolbert 118 combined rushing and receiving yds (11.80

pts)

Mike Goodson 136 combined rushing and receiving yds (13.60

pts)

Deion Branch 113 combined rushing and receiving yds (11.30

pts)

Nate Burleson 35 combined rushing and receiving yds (3.50 pts)

Mario Manningham 61 combined rushing and receiving yds

(6.10 pts)

New Orleans Saints 1.0 sack (1.00 pts)

New Orleans Saints 1 interception (1.00 pts)

New Orleans Saints 2 fumbles recovered (2.00 pts)

### **DEDUCTIONS:**

Drew Brees 1 interception (-1.00 pts)

### **BENCH:**

11.64 Ben Roethlisberger, QB

0.00 Ryan Torain, RB

0.00 Jahvid Best, RB

2.70 Anquan Boldin, WR

11.10 Davone Bess, WR

5.30 Anthony Armstrong, WR

9.90 Jason Witten, TE

5.40 Visanthe Shiancoe, TE

**HARGER FANTASY FOOTBALL LEAGUE 2010**  
**Week 12 – Standings**

<b>HFFL2010 Division</b>								
	<b>W</b>	<b>L</b>	<b>T</b>	<b>PCT</b>	<b>PF</b>	<b>PA</b>	<b>DIV</b>	<b>STREAK</b>
<a href="#"><u>The Feds</u></a>	9	3	0	0.750	1071.40	1006.38	9 - 3 - 0	Won 8
<a href="#"><u>The Mighty Warriors</u></a>	8	4	0	0.667	1213.76	1040.16	8 - 4 - 0	Won 1
<a href="#"><u>Pigskin Princess</u></a>	8	4	0	0.667	992.22	952.72	8 - 4 - 0	Lost 2
<a href="#"><u>NO Mercy</u></a>	7	5	0	0.583	1061.72	1020.88	7 - 5 - 0	Won 1
<a href="#"><u>JJJammin-On-The-One</u></a>	7	5	0	0.583	1058.52	900.84	7 - 5 - 0	Won 2
<a href="#"><u>Doomsday II</u></a>	6	6	0	0.500	944.30	1016.66	6 - 6 - 0	Lost 1
<a href="#"><u>The Columbus Knights</u></a>	5	7	0	0.417	1052.52	1079.60	5 - 7 - 0	Lost 1
<a href="#"><u>Roughriders</u></a>	5	7	0	0.417	876.58	1019.06	5 - 7 - 0	Won 1
<a href="#"><u>Big Sexy</u></a>	3	9	0	0.250	941.24	1056.34	3 - 9 - 0	Lost 1
<a href="#"><u>The General</u></a>	2	10	0	0.167	948.50	1068.12	2 - 10 - 0	Lost 10

**Week 12 Results**

Doomsday II	59.44	<b>JJJammin-On-The-One</b>	<b>79.02</b>
The General	59.14	<b>NO Mercy</b>	<b>84.60</b>
<b>The Feds</b>	<b>87.06</b>	Pigskin Princess	68.02
<b>The Mighty Warriors</b>	<b>86.22</b>	Big Sexy	74.50
The Columbus Knights	102.56	<b>Roughriders</b>	<b>105.08</b>

# HARGER FANTASY FOOTBALL LEAGUE 2010

## Week 12 – Starting Points Summary



[Doomsday II](#)

59.44



[The General](#)

59.14

[JJJammin-On-The-One](#)

79.02



[NO Mercy](#)

84.60

[GameCast](#) | [GameCenter](#) | **Final**

Actual vs Best: [Doomsday II](#) | [JJJammin-On-The-One](#)

High Scorer: [Matt Cassel](#) (28.12 points)

[GameCast](#) | [GameCenter](#) | **Final**

Actual vs Best: [The General](#) | [NO Mercy](#)

High Scorer: [Peyton Hillis](#) (37.40 points)



[The Feds](#)

87.06



[The Mighty Warriors](#)

86.22

[Pigskin Princess](#)

68.02



[Big Sexy](#)

74.50

[GameCast](#) | [GameCenter](#) | **Final**

Actual vs Best: [The Feds](#) | [Pigskin Princess](#)

High Scorer: [Dwayne Bowe](#) (35.00 points)

[GameCast](#) | [GameCenter](#) | **Final**

Actual vs Best: [The Mighty Warriors](#) | [Big Sexy](#)

High Scorer: [Michael Vick](#) (24.72 points)



[The Columbus Knights](#)

102.56



[Roughriders](#)

105.08

[GameCast](#) | [GameCenter](#) | **Final**

Actual vs Best: [The Columbus Knights](#) | [Roughriders](#)

High Scorer: [Aaron Rodgers](#) (27.86 points)

League Average: 80.564



## Top Quarterback Scoring

PLAYER	NFL	INJ	BYE	FA	TOTAL	AVG	12	11	10	9	8	7	6	5	4	3	2	1
Aaron Rodgers	GNB	-	10		236.30	21.48	27.86	30.14	bye	27.66	7.30	19.20	22.92	17.72	19.24	23.64	26.20	14.42
Philip Rivers	SDG	-	10		220.38	20.03	8.10	24.92	bye	26.10	19.50	16.34	12.96	24.64	17.64	26.40	23.36	20.42
Kyle Orton	DEN	-	9		216.06	19.64	25.88	12.08	27.74	bye	18.56	16.02	14.56	20.56	21.74	23.14	19.78	16.00
Peyton Manning	IND	-	7		209.16	19.01	15.40	28.84	7.40	13.76	19.02	bye	19.18	8.46	20.98	24.90	21.90	29.32
Drew Brees	NOR	-	10		208.74	18.98	16.78	29.28	bye	17.12	18.00	18.24	21.72	16.36	14.90	24.60	18.86	12.88
Tom Brady	NWE	T	5		202.52	18.41	29.74	15.24	32.30	17.06	13.30	10.46	13.78	bye	10.72	22.68	14.92	22.32
Michael Vick	PHI	-	8		201.54	18.32	24.72	20.72	49.32	26.12	bye	0.00	0.00	0.00	3.66	32.64	23.06	21.30
Matt Ryan	ATL	-	8		188.80	17.16	11.88	20.92	25.14	13.90	bye	25.46	16.30	10.98	14.42	19.72	20.60	9.48
Eli Manning	NYG	-	8		188.64	17.15	16.94	12.08	22.62	23.50	bye	25.14	14.98	22.78	5.60	13.64	12.04	19.32
Matt Cassel	KAN	-	4		183.58	16.69	28.12	15.72	34.06	17.04	11.38	15.72	20.84	6.34	bye	21.70	5.54	7.12
Joe Flacco	BAL	-	8		180.88	16.44	18.36	15.04	20.90	19.34	bye	20.90	19.90	15.84	13.34	22.08	7.06	8.12
Carson Palmer	CIN	-	6	*	174.30	15.85	7.90	16.40	16.68	16.92	14.54	28.48	bye	13.66	20.84	10.60	6.58	21.70
Mark Sanchez	NYJ	T	7		173.88	15.81	9.24	25.80	25.36	22.54	10.44	bye	9.82	7.64	14.44	22.14	23.00	3.46
Ryan Fitzpatrick	BUF	-	6		173.24	15.75	14.00	27.74	9.74	14.86	16.22	31.28	bye	21.20	20.52	17.68	0.00	0.00
Josh Freeman	TAM	-	4		170.74	15.52	13.18	14.94	18.54	16.16	17.32	16.48	12.96	16.20	bye	7.86	19.42	17.68
David Garrard	JAC	T	9		163.34	14.85	14.58	15.06	25.18	bye	31.60	0.00	0.96	18.02	24.92	6.40	6.82	19.80
Jay Cutler	CHI	-	8	*	163.34	14.85	27.58	8.04	21.88	20.42	bye	10.24	13.50	0.00	-0.32	15.54	23.38	23.08
Matt Schaub	HOU	P	7		162.98	14.82	14.92	14.46	21.96	9.78	10.14	bye	20.50	5.74	15.78	11.64	31.08	6.98
Sam Bradford	STL	-	9	*	161.54	14.69	24.22	18.02	15.14	bye	15.84	12.24	12.72	6.60	19.36	12.60	13.68	11.12
Donovan McNabb	WAS	T	9		159.72	14.52	12.14	18.44	16.80	bye	15.90	9.80	11.94	18.28	11.90	14.94	21.04	8.54
Matt Hasselbeck	SEA	T	5	*	140.78	12.80	16.08	19.84	17.32	0.00	5.52	11.78	13.38	bye	5.94	12.30	18.42	20.20
Shaun Hill	DET	T	7	*	140.44	12.77	15.70	18.56	16.02	0.00	0.00	bye	7.64	21.98	24.54	11.88	23.00	1.12
Ben Roethlisberger	PIT	T	5		132.30	12.03	11.64	34.50	27.68	10.82	6.70	19.18	21.78	bye	0.00	0.00	0.00	0.00
Chad Henne	MIA	-	5		131.28	11.93	18.88	0.00	12.90	7.54	6.98	13.28	17.14	bye	17.20	21.62	8.56	7.18
Brett Favre	MIN	T	4	*	116.64	10.60	7.78	7.32	6.70	23.94	9.36	9.48	7.72	19.66	bye	9.84	5.00	9.84
Jon Kitna	DAL	-	4		108.14	9.83	13.52	27.88	24.58	9.32	16.36	16.48	0.00	0.00	bye	0.00	0.00	0.00
Tony Romo	DAL	T	4	*	106.10	9.65	0.00	0.00	0.00	0.00	0.00	5.56	23.00	26.14	bye	19.26	16.86	15.28
Derek Anderson	ARI	-	6	*	99.38	9.03	5.84	15.80	16.88	12.76	11.36	3.84	bye	0.24	0.56	11.88	4.44	15.78
Vince Young	TEN	X	9	*	95.70	8.70	0.00	7.60	7.08	bye	18.42	0.00	6.44	17.12	12.72	9.32	0.84	16.16
Alex Smith	SFO	-	9	*	94.46	8.59	0.00	0.00	0.00	bye	0.00	9.16	15.64	22.96	9.62	12.28	17.80	7.00
Jason Campbell	OAK	-	10	*	83.98	7.63	0.00	1.80	bye	12.16	20.80	17.66	3.42	11.06	0.00	0.00	4.38	12.70
Kevin Kolb	PHI	-	8	*	65.00	5.91	0.00	0.00	-0.10	0.00	bye	12.04	24.14	14.82	13.14	0.00	0.00	0.96
Colt McCoy	CLE	T	8	*	64.00	5.82	0.00	16.54	13.30	14.96	bye	3.76	15.44	0.00	0.00	0.00	0.00	0.00
Bruce Gradkowski	OAK	X	10	*	58.46	5.31	12.08	4.12	bye	0.00	0.00	0.00	0.56	17.72	14.50	9.48	0.00	0.00
Troy Smith	SFO	-	9	*	55.66	5.06	8.76	9.42	19.44	bye	18.04	0.00	0.00	0.00	0.00	0.00	0.00	0.00
Matthew Stafford	DET	T	7	*	52.50	4.77	0.00	0.00	0.00	24.70	25.48	bye	0.00	0.00	0.00	0.00	0.00	2.32
Matt Moore	CAR	X	6	*	44.78	4.07	0.00	0.00	0.00	0.52	9.26	19.62	bye	-0.60	0.00	0.00	7.20	8.78
Seneca Wallace	CLE	-	8	*	43.52	3.96	0.00	0.00	0.00	0.00	bye	0.00	0.00	9.56	10.86	9.64	12.56	0.90
Kerry Collins	TEN	T	9	*	42.32	3.85	0.00	0.00	2.04	bye	2.08	20.04	8.30	0.00	0.00	0.00	9.86	0.00
Jimmy Clausen	CAR	-	6	*	36.14	3.29	6.80	0.36	8.74	1.98	-1.00	0.00	bye	1.44	10.94	5.52	1.36	0.00
Charlie Batch	PIT	-	5	*	26.08	2.37	0.00	0.00	0.00	0.00	0.00	0.00	0.00	bye	5.04	20.04	1.00	0.00
Tim Tebow	DEN	-	9	*	24.92	2.27	0.00	0.00	10.32	bye	6.10	0.00	8.30	0.00	0.00	0.00	0.00	0.20
Jake Delhomme	CLE	-	8	*	21.06	1.91	8.00	0.00	0.00	0.00	bye	0.00	0.00	1.88	0.00	0.00	0.00	11.18
Trent Edwards	JAC	-	9	*	19.24	1.75	0.00	0.00	0.00	bye	0.00	0.00	5.20	0.00	0.00	0.00	3.28	10.76
Tyler Thigpen	MIA	-	5	*	17.84	1.62	0.80	9.18	7.06	0.00	0.00	0.00	0.00	bye	0.80	0.00	0.00	0.00
Todd Bouman	JAC	-	9	*	15.68	1.43	0.00	0.00	0.00	bye	0.00	15.68	0.00	0.00	0.00	0.00	0.00	0.00
Drew Stanton	DET	-	7	*	14.62	1.33	0.00	0.00	0.00	0.60	0.00	bye	13.88	0.14	0.00	0.00	0.00	0.00
Dennis Dixon	PIT	X	5	*	11.36	1.03	0.00	0.00	0.00	0.00	0.00	0.00	0.00	bye	0.00	0.00	2.52	8.84
Max Hall	ARI	-	6	*	10.90	0.99	0.00	0.00	0.00	0.00	4.34	-0.56	bye	5.72	2.28	0.00	-0.88	0.00
Tarvaris Jackson	MIN	-	4	*	10.74	0.98	0.00	0.00	0.00	0.00	10.74	0.00	0.00	0.00	bye	0.00	0.00	0.00
Brian St. Pierre	CAR	T	6	*	8.92	0.81	0.00	8.92	0.00	0.00	0.00	0.00	bye	0.00	0.00	0.00	0.00	0.00
Josh Johnson	TAM	-	4	*	7.70	0.70	0.00	0.98	1.40	0.00	0.00	0.00	1.78	0.16	bye	3.38	0.00	0.00
Charlie Whitehurst	SEA	-	5	*	7.44	0.68	0.00	0.00	0.72	6.72	0.00	0.00	0.00	bye	0.00	0.00	0.00	0.00
Luke McCown	JAC	X	9	*	5.20	0.47	0.00	0.00	0.00	bye	0.00	0.00	0.00	0.00	0.00	0.00	5.20	0.00
Rusty Smith	TEN	-	9	*	4.00	0.36	2.52	1.48	0.00	bye	0.00	0.00	0.00	0.00	0.00	0.00	0.00	0.00
Caleb Hanie	CHI	-	8	*	2.10	0.19	0.00	0.00	0.00	0.00	bye	0.00	0.00	0.66	1.44	0.00	0.00	0.00
Tony Pike	CAR	T	6	*	1.88	0.17	0.00	0.00	0.00	1.88	0.00	0.00	bye	0.00	0.00	0.00	0.00	0.00
David Carr	SFO	-	9	*	1.68	0.15	0.00	0.00	0.00	bye	0.00	1.68	0.00	0.00	0.00	0.00	0.00	0.00
Chase Daniel	NOR	-	10	*	1.60	0.15	0.00	0.00	bye	1.60	0.00	0.00	0.00	0.00	0.00	0.00	0.00	0.00
Kyle Boller	OAK	-	10	*	1.10	0.10	0.00	0.00	bye	0.00	0.00	1.10	0.00	0.00	0.00	0.00	0.00	0.00
Chad Pennington	MIA	X	5	*	0.76	0.07	0.00	0.00	0.76	0.00	0.00	0.00	0.00	bye	0.00	0.00	0.00	0.00
Rex Grossman	WAS	-	9	*	0.76	0.07	0.00	0.00	0.00	bye	0.76	0.00	0.00	0.00	0.00	0.00	0.00	0.00
Jordan Palmer	CIN	-	6	*	0.72	0.07	0.00	0.72	0.00	0.00	0.00	0.00	bye	0.00	0.00	0.00	0.00	0.00
Matt Flynn	GNB	-	10	*	0.70	0.06	0.00	0.70	bye	0.00	0.00	0.00	0.00	0.00	0.00	0.00	0.00	0.00
Mark Brunell	NYJ	-	7	*	0.28	0.03	0.00	0.00	0.00	0.00	0.00	bye	0.00	0.00	0.28	0.00	0.00	0.00
Billy Volek	SDG	-	10	*	0.02	0.00	0.00	0.00	bye	0.00	0.00	0.00	0.00	0.00	0.12	0.00	-0.10	0.00
Daunte Culpepper	DET	-	7	*	0.00	0.00	0.00	0.00	0.00	0.00	0.00	bye	0.00	0.00	0.00	0.00	0.00	0.00
Jeff Garcia	PHI	-	8	*	0.00	0.00	0.00	0.00	0.00	0.00	bye	0.00	0.00	0.00	0.00	0.00	0.00	0.00
Chris Redman	ATL	-	8	*	0.00	0.00	0.00	0.00	0.00	0.00	bye	0.00	0.00	0.00	0.00	0.00	0.00	0.00
Marc Bulger	BAL	-	8	*	0.00	0.00	0.00	0.00	0.00	0.00	bye	0.00	0.00	0.00	0.00	0.00	0.00	0.00
A.J. Feeley	STL	-	9	*	0.00	0.00	0.00	0.00	0.00	bye	0.00	0.00	0.00	0.00	0.00	0.00	0.00	0.00
J.T. O'Sullivan	SDG	-	10	*	0.00	0.00	0.00	0.00	bye	0.00	0.00	0.00	0.00	0.00	0.00	0.00	0.00	0.00
Josh McCown	CAR	-	6	*	0.00	0.00	0.00	0.00	0.00	0.00	0.00	0.00	bye	0.00	0.00	0.00	0.00	0.00
Joey Harrington	NOR	-	10	*	0.00	0.00	0.00	0.00	bye	0.00	0.00	0.00	0.00					



# Harger Fantasy Football League

## Top Quarterback Scoring

PLAYER	NFL	INJ	BYE	FA	TOTAL	AVG	12	11	10	9	8	7	6	5	4	3	2	1
Chris Simms	TEN	-	9	*	0.00	0.00	0.00	0.00	0.00	bye	0.00	0.00	0.00	0.00	0.00	0.00	0.00	0.00
J.P. Losman	SEA	-	5	*	0.00	0.00	0.00	0.00	0.00	0.00	0.00	0.00	0.00	bye	0.00	0.00	0.00	0.00
Jim Sorgi	NYG	X	8	*	0.00	0.00	0.00	0.00	0.00	0.00	bye	0.00	0.00	0.00	0.00	0.00	0.00	0.00
Charlie Frye	OAK	X	10	*	0.00	0.00	0.00	0.00	bye	0.00	0.00	0.00	0.00	0.00	0.00	0.00	0.00	0.00
Dan Orlovsky	HOU	-	7	*	0.00	0.00	0.00	0.00	0.00	0.00	0.00	bye	0.00	0.00	0.00	0.00	0.00	0.00
Matt Leinart	HOU	-	7	*	0.00	0.00	0.00	0.00	0.00	0.00	0.00	bye	0.00	0.00	0.00	0.00	0.00	0.00
Kellen Clemens	NYJ	-	7	*	0.00	0.00	0.00	0.00	0.00	0.00	0.00	bye	0.00	0.00	0.00	0.00	0.00	0.00
Brodie Croyle	KAN	-	4	*	0.00	0.00	0.00	0.00	0.00	0.00	0.00	0.00	0.00	0.00	bye	0.00	0.00	0.00
D.J. Shockley	ATL	-	8	*	0.00	0.00	0.00	0.00	0.00	0.00	bye	0.00	0.00	0.00	0.00	0.00	0.00	0.00
JaMarcus Russell	OAK	-	10	*	0.00	0.00	0.00	0.00	bye	0.00	0.00	0.00	0.00	0.00	0.00	0.00	0.00	0.00
Brady Quinn	DEN	-	9	*	0.00	0.00	0.00	0.00	0.00	bye	0.00	0.00	0.00	0.00	0.00	0.00	0.00	0.00
John Beck	WAS	-	9	*	0.00	0.00	0.00	0.00	0.00	bye	0.00	0.00	0.00	0.00	0.00	0.00	0.00	0.00
Jeff Rowe	NWE	-	5	*	0.00	0.00	0.00	0.00	0.00	0.00	0.00	0.00	0.00	bye	0.00	0.00	0.00	0.00
Tyler Palko	KAN	-	4	*	0.00	0.00	0.00	0.00	0.00	0.00	0.00	0.00	0.00	0.00	bye	0.00	0.00	0.00
Matt Gutierrez	CHI	-	8	*	0.00	0.00	0.00	0.00	0.00	0.00	bye	0.00	0.00	0.00	0.00	0.00	0.00	0.00
Brian Brohm	BUF	-	6	*	0.00	0.00	0.00	0.00	0.00	0.00	0.00	0.00	bye	0.00	0.00	0.00	0.00	0.00
Kevin O'Connell	NYJ	X	7	*	0.00	0.00	0.00	0.00	0.00	0.00	0.00	bye	0.00	0.00	0.00	0.00	0.00	0.00
John David Booty	HOU	-	7	*	0.00	0.00	0.00	0.00	0.00	0.00	0.00	bye	0.00	0.00	0.00	0.00	0.00	0.00
Erik Ainge	NYJ	-	7	*	0.00	0.00	0.00	0.00	0.00	0.00	0.00	bye	0.00	0.00	0.00	0.00	0.00	0.00
Colt Brennan	OAK	-	10	*	0.00	0.00	0.00	0.00	bye	0.00	0.00	0.00	0.00	0.00	0.00	0.00	0.00	0.00
Brett Ratliff	CLE	-	8	*	0.00	0.00	0.00	0.00	0.00	0.00	bye	0.00	0.00	0.00	0.00	0.00	0.00	0.00
Pat White	MIA	-	5	*	0.00	0.00	0.00	0.00	0.00	0.00	0.00	0.00	0.00	bye	0.00	0.00	0.00	0.00
Stephen McGee	DAL	-	4	*	0.00	0.00	0.00	0.00	0.00	0.00	0.00	0.00	0.00	0.00	bye	0.00	0.00	0.00
Rhett Bomar	NYG	-	8	*	0.00	0.00	0.00	0.00	0.00	0.00	bye	0.00	0.00	0.00	0.00	0.00	0.00	0.00
Nate Davis	SFO	-	9	*	0.00	0.00	0.00	0.00	0.00	bye	0.00	0.00	0.00	0.00	0.00	0.00	0.00	0.00
Tom Brandstater	MIA	-	5	*	0.00	0.00	0.00	0.00	0.00	0.00	0.00	0.00	0.00	bye	0.00	0.00	0.00	0.00
Mike Teel	CHI	-	8	*	0.00	0.00	0.00	0.00	0.00	0.00	bye	0.00	0.00	0.00	0.00	0.00	0.00	0.00
Keith Null	CAR	-	6	*	0.00	0.00	0.00	0.00	0.00	0.00	0.00	0.00	bye	0.00	0.00	0.00	0.00	0.00
Curtis Painter	IND	-	7	*	0.00	0.00	0.00	0.00	0.00	0.00	0.00	bye	0.00	0.00	0.00	0.00	0.00	0.00
Richard Bartel	WAS	-	9	*	0.00	0.00	0.00	0.00	0.00	bye	0.00	0.00	0.00	0.00	0.00	0.00	0.00	0.00
Drew Willy	IND	-	7	*	0.00	0.00	0.00	0.00	0.00	0.00	0.00	bye	0.00	0.00	0.00	0.00	0.00	0.00
Mike Kafka	PHI	-	8	*	0.00	0.00	0.00	0.00	0.00	0.00	bye	0.00	0.00	0.00	0.00	0.00	0.00	0.00
John Skelton	ARI	-	6	*	0.00	0.00	0.00	0.00	0.00	0.00	0.00	0.00	bye	0.00	0.00	0.00	0.00	0.00
Jonathan Crompton	NWE	-	5	*	0.00	0.00	0.00	0.00	0.00	0.00	0.00	0.00	0.00	bye	0.00	0.00	0.00	0.00
Dan LeFevour	CIN	-	6	*	0.00	0.00	0.00	0.00	0.00	0.00	0.00	0.00	bye	0.00	0.00	0.00	0.00	0.00
Joe Webb	MIN	-	4	*	0.00	0.00	0.00	0.00	0.00	0.00	0.00	0.00	0.00	0.00	bye	0.00	0.00	0.00
Levi Brown	BUF	-	6	*	0.00	0.00	0.00	0.00	0.00	0.00	0.00	0.00	bye	0.00	0.00	0.00	0.00	0.00
Sean Canfield	NOR	-	10	*	0.00	0.00	0.00	0.00	bye	0.00	0.00	0.00	0.00	0.00	0.00	0.00	0.00	0.00
Zac Robinson	DET	-	7	*	0.00	0.00	0.00	0.00	0.00	0.00	0.00	bye	0.00	0.00	0.00	0.00	0.00	0.00
Jevan Snead	TAM	-	4	*	0.00	0.00	0.00	0.00	0.00	0.00	0.00	0.00	0.00	0.00	bye	0.00	0.00	0.00
Jarrett Brown	SFO	-	9	*	0.00	0.00	0.00	0.00	0.00	bye	0.00	0.00	0.00	0.00	0.00	0.00	0.00	0.00
Tim Hiller	IND	-	7	*	0.00	0.00	0.00	0.00	0.00	0.00	0.00	bye	0.00	0.00	0.00	0.00	0.00	0.00
Hunter Cantwell	BAL	-	8	*	0.00	0.00	0.00	0.00	0.00	0.00	bye	0.00	0.00	0.00	0.00	0.00	0.00	0.00
Sage Rosenfels	NYG	-	8	*	-0.30	-0.03	0.00	0.00	0.00	-0.30	bye	0.00	0.00	0.00	0.00	0.00	0.00	0.00
Brian Hoyer	NWE	-	5	*	-1.30	-0.12	0.00	0.00	0.00	-1.10	0.00	0.00	0.00	bye	-0.20	0.00	0.00	0.00
Todd Collins	CHI	-	8	*	-1.36	-0.12	0.00	0.00	0.00	0.00	bye	0.00	0.00	-2.72	0.44	0.92	0.00	0.00



# Harger Fantasy Football League

www.rtsports.com

2010 thru Week 12

02-Dec-2010 07:45 PM Eastern

## Top Running Back Scoring

PLAYER	NFL	INJ	BYE	FA	TOTAL	AVG	12	11	10	9	8	7	6	5	4	3	2	1
Arian Foster	HOU	-	7		235.80	21.44	21.80	25.30	12.00	31.70	22.70	bye	21.70	2.70	30.70	11.60	13.80	41.80
Peyton Hillis	CLE	-	8		206.42	18.77	37.40	20.30	15.90	33.00	bye	13.52	9.00	12.70	17.00	24.00	12.10	11.50
Adrian Peterson	MIN	T	4		188.70	17.15	13.00	8.80	7.50	26.40	20.20	23.20	13.10	10.80	bye	31.00	24.60	10.10
LeSean McCoy	PHI	P	8		163.70	14.88	12.00	20.00	15.40	10.30	bye	10.20	8.50	19.80	16.40	6.10	30.80	14.20
Jamaal Charles	KAN	-	4		160.00	14.55	22.60	12.60	18.10	10.00	23.80	13.10	11.70	9.10	bye	15.40	7.60	16.00
Chris Johnson	TEN	-	9		159.80	14.53	0.70	13.60	18.40	bye	14.30	7.30	19.10	25.20	5.40	24.50	4.30	27.00
Maurice Jones-Drew	JAC	-	9		159.30	14.48	12.20	26.00	24.30	bye	14.80	18.10	6.50	9.30	24.10	8.90	3.80	11.30
Frank Gore	SFO	X	9	*	158.50	14.41	5.20	6.00	21.40	bye	18.50	15.90	14.90	11.30	13.70	14.50	28.80	8.30
Rashard Mendenhall	PIT	-	5		158.00	14.36	20.10	10.90	5.50	19.00	14.50	4.30	15.90	bye	20.80	20.30	7.20	19.50
Michael Turner	ATL	-	8		146.70	13.34	17.40	18.70	3.90	22.70	bye	26.40	4.90	14.00	7.80	18.50	7.50	4.90
Matt Forte	CHI	-	8		145.70	13.25	13.90	16.40	7.80	8.10	bye	6.30	11.10	30.80	3.30	4.30	12.60	31.10
Darren McFadden	OAK	-	10		144.40	13.13	6.50	3.00	bye	10.40	13.50	43.60	0.00	0.00	12.90	18.20	15.30	21.00
Ahmad Bradshaw	NYG	-	8		141.70	12.88	10.30	1.40	13.50	21.20	bye	12.80	14.30	8.90	19.30	16.80	8.90	14.30
Ray Rice	BAL	-	8		138.70	12.61	13.20	19.10	10.20	18.00	bye	7.30	12.60	27.90	2.90	9.60	11.70	6.20
LaDainian Tomlinson	NYJ	-	7		136.20	12.38	6.30	10.70	11.00	10.20	8.30	bye	18.70	10.70	27.50	14.80	10.20	7.80
Mike Tolbert	SDG	T	10		130.50	11.86	17.80	21.30	bye	5.40	15.00	7.80	6.30	8.50	16.30	8.00	21.50	2.60
Steven Jackson	STL	-	9		130.00	11.82	6.60	6.10	20.80	bye	6.30	14.50	17.10	12.60	12.40	12.40	12.50	8.70
BenJarvus Green-Ellis	NWE	-	5		122.40	11.13	17.90	16.00	12.30	1.40	24.30	8.40	8.00	bye	13.60	16.40	1.90	2.20
Fred Jackson	BUF	-	6		120.30	10.94	22.30	24.90	28.00	8.60	7.50	7.70	bye	6.60	2.10	0.80	9.90	1.90
Cedric Benson	CIN	-	6		119.40	10.85	4.10	19.60	4.10	13.40	8.10	6.60	bye	18.30	6.00	21.00	7.80	10.40
Knowshon Moreno	DEN	-	9		117.30	10.66	16.80	18.00	21.60	bye	5.90	21.00	3.80	0.00	0.00	0.00	17.80	12.40
Thomas Jones	KAN	-	4		106.60	9.69	8.20	19.10	2.20	3.20	8.20	18.50	17.00	1.90	bye	15.60	8.80	3.90
Jahvid Best	DET	T	7		105.50	9.59	0.00	1.70	3.90	8.80	7.90	bye	4.70	10.40	7.40	3.90	41.20	15.60
Brandon Jackson	GNB	-	10		99.50	9.05	3.60	6.60	bye	18.80	7.20	16.40	8.20	14.00	3.40	3.90	9.90	7.50
Ronnie Brown	MIA	-	5		84.80	7.71	8.50	2.90	7.10	15.90	6.80	3.40	7.50	bye	5.60	5.30	7.30	14.50
Felix Jones	DAL	-	4		84.40	7.67	11.30	7.60	19.60	1.60	3.60	6.20	9.30	12.60	bye	4.30	1.90	6.40
Brandon Jacobs	NYG	-	8		82.30	7.48	8.70	3.20	2.80	7.80	bye	12.50	15.50	10.10	12.60	1.80	0.80	6.50
Danny Woodhead	NWE	-	5		81.40	7.40	4.50	15.00	3.30	9.20	11.80	5.20	11.50	bye	10.70	10.20	0.00	0.00
Carnell Williams	TAM	T	4		79.40	7.22	6.00	11.80	14.50	2.20	3.60	10.60	7.10	3.30	bye	4.60	5.90	9.80
Jason Snelling	ATL	T	8	*	77.90	7.08	3.90	2.80	12.70	3.90	bye	1.90	2.70	2.00	3.60	7.00	36.60	0.80
Michael Bush	OAK	-	10		74.30	6.75	0.10	5.10	bye	1.70	16.60	12.50	5.90	19.50	11.60	1.30	0.00	0.00
Justin Forsett	SEA	-	5	*	73.80	6.71	1.00	4.30	15.50	0.40	3.70	7.20	13.60	bye	7.50	9.40	5.20	6.00
LeGarrette Blount	TAM	-	4		73.50	6.68	5.50	8.20	15.10	4.60	23.90	7.20	0.00	0.30	bye	8.70	0.00	0.00
Ricky Williams	MIA	-	5		73.30	6.66	15.80	1.30	7.00	0.10	10.90	4.80	6.30	bye	16.10	2.80	2.00	6.20
Tim Hightower	ARI	-	6	*	69.90	6.35	0.00	8.60	12.20	3.90	1.10	5.30	bye	0.60	2.40	4.00	18.40	13.40
Chris Ivory	NOR	-	10		69.60	6.33	15.80	15.90	bye	5.00	0.70	4.80	17.50	3.90	5.70	0.30	0.00	0.00
Joseph Addai	IND	T	7		69.40	6.31	0.00	0.00	0.00	0.00	bye	17.80	8.90	20.20	3.90	11.30	7.30	
Shonn Greene	NYJ	-	7		68.40	6.22	8.10	3.20	9.40	5.50	3.20	bye	4.30	11.70	11.70	3.60	6.00	1.70
Keiland Williams	WAS	-	9		68.30	6.21	2.60	9.50	31.90	bye	11.30	0.00	9.10	1.00	0.00	1.40	1.50	0.00
Ryan Torain	WAS	T	9		67.60	6.15	0.00	0.00	0.00	bye	8.90	11.50	22.90	6.70	13.00	4.60	0.00	0.00
Mike Goodson	CAR	T	6		64.00	5.82	19.60	15.10	10.30	4.70	1.70	-0.50	bye	0.00	0.00	4.70	5.30	3.10
Darren Sproles	SDG	-	10	*	61.60	5.60	4.10	13.40	bye	0.90	13.70	7.70	5.70	3.30	0.70	1.60	10.00	0.50
Marshawn Lynch	SEA	-	5	*	60.80	5.53	3.30	3.50	12.20	4.80	0.70	8.90	11.30	bye	-0.20	8.60	6.40	1.30
Willis McGahee	BAL	-	8	*	59.80	5.44	2.20	1.30	0.40	12.60	bye	13.40	0.00	12.70	9.10	2.90	1.00	4.20
Ryan Mathews	SDG	T	10		56.10	5.10	0.00	0.00	bye	5.00	11.40	2.20	7.60	5.90	12.80	0.00	4.50	6.70
Marion Barber	DAL	T	4		54.20	4.93	8.70	5.10	4.50	1.40	7.60	1.30	4.60	1.90	bye	12.00	3.10	4.00
Donald Brown	IND	-	7		52.20	4.75	7.10	10.80	5.00	9.70	2.90	bye	0.00	0.00	1.20	14.80	0.70	
Jonathan Stewart	CAR	-	6		49.10	4.46	9.80	0.00	0.00	2.00	3.80	2.90	bye	3.40	13.60	8.10	4.30	1.20
DeAngelo Williams	CAR	X	6	*	47.20	4.29	0.00	0.00	0.00	0.00	0.00	5.30	bye	5.90	16.00	6.40	7.40	6.20
Chris Wells	ARI	-	6	*	47.10	4.28	5.60	3.90	0.00	-0.20	12.40	11.40	bye	4.00	2.50	7.50	0.00	0.00
Derrick Ward	HOU	-	7	*	43.10	3.92	4.70	0.00	1.10	1.20	1.40	bye	13.00	7.30	14.00	0.40	0.00	0.00
Clinton Portis	WAS	X	9	*	40.20	3.65	0.00	4.60	0.00	bye	0.00	0.00	0.00	0.00	8.10	5.80	15.30	6.40
Ladell Betts	NOR	T	10	*	40.10	3.65	0.00	3.70	bye	9.20	0.80	4.80	8.60	6.00	7.00	0.00	0.00	0.00
Chester Taylor	CHI	-	8		37.30	3.39	-0.30	1.00	4.10	8.70	bye	3.00	3.50	5.40	2.20	0.90	1.50	7.30
LaRod Stephens-Howling	ARI	-	6	*	37.20	3.38	1.30	0.00	1.40	6.90	10.10	1.30	bye	0.80	0.40	6.00	2.50	6.50
C.J. Spiller	BUF	T	6		35.50	3.23	0.00	0.00	1.40	2.50	4.50	2.30	bye	3.40	1.50	15.90	2.60	1.40
Toby Gerhart	MIN	-	4		34.60	3.15	14.10	3.40	3.70	0.90	6.70	3.00	0.40	0.70	bye	0.20	1.50	0.00
Pierre Thomas	NOR	T	10	*	34.00	3.09	0.00	0.00	bye	0.00	0.00	0.00	0.00	0.00	0.00	9.10	10.30	14.60
John Kuhn	GNB	-	10	*	33.10	3.01	0.90	0.00	bye	6.20	2.10	1.20	0.90	1.70	3.90	5.10	3.60	7.50
Maurice Morris	DET	-	7	*	33.00	3.00	19.50	7.10	0.00	0.00	0.00	bye	0.00	0.00	0.00	4.10	0.80	1.50
Kenneth Darby	STL	-	9	*	33.00	3.00	6.40	0.00	0.60	bye	0.60	3.80	0.00	1.70	8.00	11.70	0.00	0.20
Correll Buckhalter	DEN	-	9	*	32.80	2.98	1.20	0.90	0.90	bye	2.30	0.00	2.00	2.50	10.10	4.50	7.90	0.50
Jerome Harrison	PHI	-	8	*	31.90	2.90	0.60	0.00	18.40	0.60	bye	0.00	0.00	0.60	0.00	0.00	5.80	5.90
Earnest Graham	TAM	-	4	*	30.80	2.80	0.00	0.70	0.00	0.00	0.40	0.00	0.00	12.50	bye	7.00	9.40	0.80
Mewelde Moore	PIT	-	5	*	30.10	2.74	4.50	1.90	13.30	1.30	1.90	5.90	0.10	bye	0.00	0.80	0.10	0.30
Rashad Jennings	JAC	-	9	*	29.90	2.72	11.30	1.20	0.80	bye	0.00	0.00	0.00	0.00	1.50	3.30	8.80	3.00
Javon Ringer	TEN	-	9	*	29.00	2.64	3.10	0.10	0.80	bye	0.30	0.90	5.00	1.40	5.00	3.00	0.10	9.30
Isaac Redman	PIT	-	5	*	26.50	2.41	2.50	10.30	0.00	0.20	1.90	0.90	3.10	bye	0.60	4.00	1.10	1.90
Jacob Hester	SDG	-	10	*	26.10	2.37	3.40	7.60	bye	3.50	1.80	0.20	0.90	2.20	5.00	0.20	0.70	0.60
Mike Hart	IND	T	7	*	26.10	2.37	0.00	0.00	0.00	0.00	10.30	bye	4.30	11.50	-0.40	0.00	0.40	0.00
Javarris James	IND	-	7	*	26.10	2.37	1.20	2.70	8.60	13.20	0.40	bye	0.00	0.00	0.00	0.00	0.00	0.00
Julius Jones	NOR	-	10	*	25.10	2.28	6.60	1.20	bye	6.20	3.60	0.70	3.80	0.00	0.00	0.00	1.20	1.80
Kevin Smith	DET	X	7	*	24.80	2.25	0.00	0.00	6.00	3.70	6.70	bye	1.70	3.30	3.40	0.00	0.00	0.00
Brian Westbrook	SFO	T	9		24.30	2.21	19.60	0.00	0.40									







# Harger Fantasy Football League

## Top Wide Receiver Scoring

PLAYER	NFL	INJ	BYE	FA	TOTAL	AVG	12	11	10	9	8	7	6	5	4	3	2	1
Dwayne Bowe	KAN	-	4		172.90	15.72	35.00	22.90	30.60	12.30	8.00	20.10	22.80	3.30	bye	12.10	4.50	1.30
Brandon Lloyd	DEN	-	9		166.20	15.11	19.60	13.80	21.00	bye	22.90	4.60	7.40	25.50	11.50	22.90	5.30	11.70
Roddy White	ATL	T	8		151.90	13.81	4.90	10.30	25.80	5.20	bye	33.10	8.30	16.10	10.40	12.90	13.80	11.10
Calvin Johnson	DET	-	7		150.50	13.68	15.60	10.60	18.80	1.30	28.10	bye	20.60	11.40	20.80	5.80	13.00	4.50
Terrell Owens	CIN	T	6		139.40	12.67	1.70	12.30	6.40	26.10	18.50	14.80	bye	16.20	28.20	4.20	5.70	5.30
Greg Jennings	GNB	T	10		136.20	12.38	11.90	33.20	bye	14.00	8.10	13.40	19.30	2.20	8.50	7.80	3.60	14.20
Hakeem Nicks	NYG	T	8	*	134.00	12.18	0.00	6.50	8.20	18.80	bye	22.80	0.80	25.00	11.00	5.60	9.80	25.50
Steve Johnson	BUF	-	6		133.60	12.15	6.80	31.70	3.70	14.50	9.70	21.80	bye	16.60	9.10	12.60	3.10	4.00
Mike Wallace	PIT	-	5		129.10	11.74	3.30	19.50	25.60	17.00	4.30	11.30	15.00	bye	2.50	21.90	2.50	6.20
Jeremy Maclin	PHI	-	8		126.80	11.53	10.70	12.00	15.00	4.80	bye	5.60	27.90	9.50	1.50	20.30	8.60	10.90
Miles Austin	DAL	-	4		118.10	10.74	14.50	12.70	12.80	1.60	11.70	3.80	1.20	23.00	bye	2.00	14.20	20.60
Andre Johnson	HOU	-	7		116.90	10.63	11.60	3.20	20.60	4.10	16.60	bye	19.80	9.50	0.00	6.40	21.80	3.30
Reggie Wayne	IND	-	7		113.70	10.34	4.20	16.70	3.40	8.30	9.90	bye	7.10	7.50	18.60	6.50	15.60	15.90
DeSean Jackson	PHI	-	8		113.60	10.33	2.90	5.30	16.30	18.90	bye	0.00	19.80	3.20	2.10	22.10	20.00	3.00
Percy Harvin	MIN	T	4		110.30	10.03	4.60	3.00	12.40	11.60	12.40	16.60	9.90	21.70	bye	13.50	3.20	1.40
Marques Colston	NOR	-	10		105.10	9.55	10.50	23.30	bye	6.50	13.60	17.20	5.30	9.70	3.60	2.50	6.70	6.20
Larry Fitzgerald	ARI	-	6		104.80	9.53	3.70	15.00	11.10	10.70	19.20	3.00	bye	9.30	5.60	8.60	8.30	10.30
Mike Williams	TAM	-	4		104.10	9.46	2.00	11.40	6.80	14.90	16.50	8.20	4.50	14.90	bye	4.50	11.40	9.00
Dez Bryant	DAL	T	4		101.70	9.25	0.00	6.80	16.40	13.60	8.40	23.40	9.10	2.20	bye	5.00	11.20	5.60
Anquan Boldin	BAL	-	8		100.40	9.13	2.70	1.90	11.00	2.80	bye	15.20	12.20	0.80	7.10	32.20	3.50	11.00
Braylon Edwards	NYJ	-	7		99.20	9.02	2.00	14.60	5.90	12.80	3.20	bye	10.60	7.00	14.60	14.70	12.50	1.30
Wes Welker	NWE	-	5		96.20	8.75	21.00	11.80	8.90	4.60	2.40	2.50	5.30	bye	7.00	4.50	9.80	18.40
Santana Moss	WAS	T	9		94.30	8.57	4.00	16.60	2.80	bye	5.60	12.10	7.70	11.80	0.50	17.40	8.10	7.70
Austin Collie	IND	T	7	*	91.20	8.29	0.00	6.00	0.00	-0.10	0.00	bye	11.70	4.80	9.90	29.10	8.50	21.30
Lance Moore	NOR	-	10		88.00	8.00	9.90	4.30	bye	7.70	11.40	4.30	11.70	0.80	8.70	26.90	0.00	2.30
Mike Thomas	JAC	-	9		87.60	7.96	4.60	9.60	22.70	bye	11.00	-1.00	8.80	9.40	8.70	0.70	4.20	8.90
Kenny Britt	TEN	T	9	*	87.40	7.95	0.00	0.00	0.00	bye	0.00	40.50	9.30	14.60	8.30	8.60	6.10	0.00
Chad Ochocinco	CIN	-	6		86.80	7.89	4.10	8.80	14.60	1.50	3.40	16.80	bye	2.00	5.90	3.40	4.40	21.90
Mario Manningham	NYG	-	8		86.30	7.85	12.10	2.40	15.10	5.60	bye	10.00	11.10	0.00	0.00	7.80	13.70	8.50
Johnny Knox	CHI	-	8		86.20	7.84	12.80	5.50	9.00	4.90	bye	14.60	12.00	1.40	2.60	9.60	8.60	5.20
Derrick Mason	BAL	T	8		81.60	7.42	14.70	4.20	10.80	10.20	bye	4.80	10.00	4.70	8.00	3.00	9.10	2.10
Michael Crabtree	SFO	-	9		80.90	7.35	10.80	1.50	12.10	bye	11.30	3.10	11.70	16.50	5.80	3.70	3.20	1.20
Nate Washington	TEN	-	9	*	79.60	7.24	0.20	11.70	8.60	bye	17.70	0.70	0.90	8.40	4.20	3.00	9.40	14.80
Jabar Gaffney	DEN	-	9		78.50	7.14	5.90	3.30	11.70	bye	5.40	5.40	8.10	8.70	5.10	14.00	1.50	9.40
Danny Amendola	STL	-	9		78.50	7.14	8.90	6.30	12.30	bye	8.80	11.00	1.90	8.50	4.60	5.60	3.90	6.70
Malcom Floyd	SDG	T	10		77.70	7.06	0.00	8.40	bye	0.00	0.00	0.00	1.50	27.30	4.50	15.70	15.50	4.80
Deion Branch	NWE	-	5		77.50	7.05	23.30	7.00	7.10	2.10	2.10	3.90	15.80	bye	1.00	5.00	3.10	7.10
Eddie Royal	DEN	-	9	*	77.50	7.05	14.40	1.20	5.90	bye	3.40	2.60	5.00	3.10	17.30	2.30	12.50	9.80
Davone Bess	MIA	-	5		76.70	6.97	11.10	0.90	2.90	5.00	4.30	12.60	9.70	bye	15.30	8.60	1.20	5.10
Brandon Marshall	MIA	T	5		75.60	6.87	0.00	4.10	3.40	3.00	6.40	5.70	12.70	bye	5.00	22.90	7.10	5.30
Roy Williams	DAL	-	4		74.90	6.81	7.30	2.00	3.30	0.60	2.10	0.00	14.80	14.70	bye	23.70	4.30	2.10
Hines Ward	PIT	-	5		73.80	6.71	10.70	2.80	0.00	6.00	1.50	19.10	11.40	bye	1.40	9.20	0.90	10.80
Lee Evans	BUF	-	6		73.60	6.69	-0.10	7.20	5.20	3.10	5.60	28.50	bye	14.70	0.60	5.40	0.00	3.40
Santonio Holmes	NYJ	-	7		73.50	6.68	10.40	24.60	13.60	11.40	4.30	bye	5.10	4.10	0.00	0.00	0.00	0.00
Mike Williams	SEA	T	5	*	71.40	6.49	0.00	10.90	14.50	2.50	2.70	14.70	12.30	bye	3.20	3.50	0.70	6.40
Nate Burleson	DET	T	7		71.30	6.48	3.50	17.20	6.40	17.30	3.70	bye	9.30	11.60	0.00	0.00	0.40	1.90
Steve Smith	NYG	T	8		69.70	6.34	0.00	0.00	0.00	10.60	bye	16.10	7.00	14.90	3.00	10.30	3.50	4.30
Mike Sims-Walker	JAC	T	9		69.60	6.33	4.80	0.00	2.60	bye	21.30	9.80	1.60	10.60	0.00	3.40	15.50	0.00
Brian Hartline	MIA	-	5	*	69.20	6.29	7.50	7.00	9.80	8.50	8.30	4.70	4.10	bye	2.10	8.40	8.80	0.00
James Jones	GNB	-	10		67.20	6.11	4.40	11.10	bye	18.30	0.00	10.70	0.00	6.50	1.50	4.50	9.20	1.00
Robert Meachem	NOR	-	10		66.60	6.05	5.50	17.80	bye	1.50	7.60	3.30	13.10	11.70	2.30	0.50	0.00	3.30
Randy Moss	TEN	-	9		66.20	5.52	2.30	0.00	2.60	bye	0.80	9.00	5.50	14.10	0.00	16.20	9.80	5.90
Steve Breaston	ARI	T	6	*	65.48	5.95	2.20	9.20	9.80	3.48	16.10	0.00	bye	0.00	0.00	10.50	1.00	13.20
Ben Obomanu	SEA	-	5		64.70	5.88	21.90	14.70	7.70	9.60	0.50	0.70	0.00	bye	0.00	0.00	9.00	0.60
Jordan Shipley	CIN	-	6	*	63.80	5.80	9.80	7.10	1.30	4.70	2.80	19.10	bye	0.00	2.90	3.70	4.20	8.20
Devin Hester	CHI	-	8	*	63.50	5.77	8.60	4.10	9.80	2.20	bye	3.50	8.60	1.00	2.70	7.60	13.70	1.70
Kevin Walter	HOU	Q	7	*	62.40	5.67	1.20	1.60	15.00	0.00	0.00	bye	0.00	2.40	3.50	9.40	20.40	8.90
Anthony Armstrong	WAS	-	9		60.50	5.50	5.30	4.10	8.30	bye	9.20	4.20	4.60	14.40	5.70	0.00	3.60	1.10
Patrick Crayton	SDG	T	10		57.40	5.22	0.00	16.50	bye	7.00	4.60	8.20	11.70	2.20	0.00	5.70	1.50	0.00
David Gettis	CAR	-	6	*	56.30	5.12	0.00	15.20	4.20	2.20	-1.10	24.50	bye	2.60	3.70	3.20	1.80	0.00
Jacoby Ford	OAK	-	10		56.10	5.10	24.10	2.70	bye	20.80	3.30	4.40	0.00	0.00	0.80	0.00	0.00	0.00
Jason Avant	PHI	-	8	*	55.90	5.08	8.30	5.90	13.60	4.10	bye	6.00	6.20	1.30	3.10	0.00	3.30	4.10
Donald Driver	GNB	-	10		54.40	4.95	2.60	3.10	bye	0.00	0.00	0.00	3.10	5.80	14.90	6.10	9.80	9.00
Steve Smith	CAR	-	6		54.40	4.95	3.30	4.60	4.70	0.90	7.50	4.00	bye	0.00	1.10	2.20	12.60	13.50
Roscoe Parrish	BUF	X	6	*	54.30	4.94	0.00	0.00	0.00	12.00	7.90	6.30	bye	5.80	0.70	8.30	3.80	9.50
Earl Bennett	CHI	-	8	*	54.20	4.93	17.60	1.30	2.50	11.70	bye	7.60	5.50	0.40	2.60	2.10	2.90	0.00
Pierre Garcon	IND	-	7		53.80	4.89	7.20	6.20	3.70	1.50	7.80	bye	16.30	5.70	0.00	0.00	1.10	4.30
Louis Murphy	OAK	-	10	*	52.80	4.80	7.30	1.50	bye	0.00	0.00	2.90	4.70	6.10	0.50	11.90	15.10	2.80
Brandon Tate	NWE	-	5	*	51.50	4.68	1.70	0.00	5.00	1.20	16.10	0.30	2.20	bye	9.90	3.80	1.70	9.60
Brandon Gibson	STL	-	9	*	49.10	4.46	2.90	10.20	7.20	bye	6.70	1.10	3.30	3.40	11.00	3.30	0.00	0.00
Josh Morgan	SFO	T	9	*	47.90	4.35	4.10	4.10	6.50	bye	3.00	3.80	4.90	2.10	2.00	7.20	7.00	3.20
Deon Butler	SEA	-	5	*	45.80	4.16	0.90	1.90	13.00	0.50	0.40	4.10	10.70	bye	2.00	0.00	5.00	7.30
Jerricho Cotchery	NYJ	T	7	*	44.10	4.01	0.00	0.00	10.30	2.90	8.90	bye	1.80	4.60	2.60	2.00	9.20	1.80
Devery Henderson	NOR	-	10	*	43.50	3.95	9.70	1.80	bye	0.00	3.30	2.00	0.00	6				



## Top Wide Receiver Scoring

PLAYER	NFL	INJ	BYE	FA	TOTAL	AVG	12	11	10	9	8	7	6	5	4	3	2	1
Brad Smith	NYJ	T	7	*	41.12	3.74	19.80	0.50	4.50	0.80	0.20	bye	1.80	0.40	5.22	5.20	0.00	2.70
T.J. Houshmandzadeh	BAL	-	8	*	41.10	3.74	3.60	13.90	1.40	3.40	bye	0.00	2.40	2.40	10.90	0.40	0.00	2.70
Mohamed Massaquoi	CLE	-	8	*	40.40	3.67	5.20	5.10	6.80	5.80	bye	0.00	0.00	5.50	0.50	0.00	0.90	10.60
Jordy Nelson	GNB	-	10	*	40.20	3.65	12.10	2.00	bye	4.20	5.50	2.50	6.40	4.20	-2.00	2.00	2.60	0.70
Demaryius Thomas	DEN	T	9	*	38.40	3.49	0.00	1.70	5.10	bye	3.10	-0.30	7.70	0.20	0.90	4.30	15.70	0.00
Michael Spurlock	TAM	-	4	*	38.10	3.46	0.60	0.00	0.00	10.60	6.00	0.50	6.00	2.50	bye	1.00	0.00	10.90
Joshua Cribbs	CLE	T	8	*	37.16	3.38	0.00	0.00	5.10	1.50	bye	1.00	0.10	2.30	3.30	7.80	13.50	2.56
Brandon LaFell	CAR	-	6	*	36.10	3.28	3.70	0.00	3.60	1.40	10.00	9.10	bye	1.60	0.10	4.40	0.00	2.20
Darrius Heyward-Bey	OAK	-	10	*	35.80	3.25	0.20	0.00	bye	0.00	19.50	0.00	1.90	0.00	0.20	4.90	8.00	1.10
Chansi Stuckey	CLE	-	8	*	34.50	3.14	2.00	2.60	1.70	7.70	bye	1.60	3.80	5.40	5.60	0.00	1.10	3.00
Dexter McCluster	KAN	-	4	*	32.70	2.97	0.00	0.00	0.00	0.00	0.00	6.90	4.00	1.80	bye	12.80	0.30	6.90
Jacoby Jones	HOU	P	7	*	32.50	2.95	1.30	1.00	0.50	4.10	0.60	bye	4.50	0.00	1.20	5.10	11.30	2.90
Arrelious Benn	TAM	-	4	*	32.30	2.94	0.90	1.40	8.90	7.80	5.30	0.90	1.30	2.50	bye	3.30	0.00	0.00
Seyi Ajirrotutu	SDG	-	10	*	32.10	2.92	1.60	0.00	bye	23.10	4.80	2.60	0.00	0.00	0.00	0.00	0.00	0.00
Buster Davis	SDG	X	10	*	31.90	2.90	0.00	0.00	bye	0.00	0.00	5.30	9.90	1.10	0.00	8.20	4.80	2.60
Early Doucet	ARI	-	6	*	31.70	2.88	6.00	1.30	13.30	0.20	3.90	3.30	bye	0.00	0.00	0.00	0.00	3.70
Michael Jenkins	ATL	T	8	*	30.90	2.81	2.40	5.80	4.80	5.50	bye	2.50	9.90	0.00	0.00	0.00	0.00	0.00
Brian Finneran	ATL	-	8	*	30.70	2.79	0.00	7.20	1.60	2.40	bye	6.80	0.00	0.00	3.60	0.00	9.10	0.00
Emmanuel Sanders	PIT	-	5	*	28.90	2.63	2.70	9.50	10.10	0.00	2.10	0.80	3.70	bye	0.00	0.00	0.00	0.00
Legedu Naanee	SDG	-	10	*	28.70	2.61	3.80	0.00	bye	0.00	0.00	0.00	0.00	0.00	0.40	6.10	1.40	17.00
Laurent Robinson	STL	-	9	*	27.20	2.47	5.80	5.50	2.40	bye	3.30	0.90	0.00	1.10	0.00	0.00	0.40	7.80
Antwaan Randle El	PIT	-	5	*	26.26	2.39	0.00	0.00	6.60	6.76	3.30	1.30	1.10	bye	5.00	1.40	0.00	0.80
Brandon Stokley	SEA	-	5	*	26.10	2.37	5.10	7.60	0.00	2.60	1.30	1.60	1.70	bye	6.20	0.00	0.00	0.00
Harry Douglas	ATL	-	8	*	25.30	2.30	0.70	0.00	1.20	0.00	bye	0.00	3.20	1.70	11.90	0.10	2.60	3.90
David Nelson	BUF	-	6	*	24.70	2.25	5.80	0.00	0.00	1.90	2.50	2.50	bye	2.30	7.50	0.00	0.00	2.20
Greg Camarillo	MIN	-	4	*	23.90	2.17	1.20	2.70	1.10	6.60	0.00	0.00	7.50	0.00	bye	1.60	0.30	2.90
Justin Gage	TEN	-	9	*	23.40	2.13	5.00	2.30	1.80	bye	0.00	0.00	0.00	0.00	3.00	3.90	7.40	0.00
Danario Alexander	STL	-	9	*	23.30	2.12	9.50	0.00	0.00	bye	0.00	0.60	13.20	0.00	0.00	0.00	0.00	0.00
Andre Roberts	ARI	-	6	*	21.90	1.99	2.10	5.20	0.00	8.90	0.00	3.00	bye	2.70	0.00	0.00	0.00	0.00
Greg Lewis	MIN	T	4	*	18.40	1.67	0.80	4.00	1.30	3.00	0.40	0.00	0.00	3.30	bye	3.00	1.40	1.20
Chris Chambers	KAN	-	4	*	18.20	1.65	0.00	0.40	9.60	0.60	0.00	0.00	0.00	2.30	bye	0.60	3.30	1.40
Sammie Stroughter	TAM	-	4	*	17.80	1.62	0.00	1.10	0.00	0.00	-1.00	3.80	5.10	3.90	bye	1.70	0.00	3.20
Joey Galloway	WAS	-	9	*	17.30	1.57	0.00	3.20	0.00	bye	0.20	0.00	1.80	2.80	0.50	0.00	8.80	0.00
Golden Tate	SEA	-	5	*	17.30	1.57	2.10	0.00	0.00	0.00	3.60	0.00	0.00	bye	3.10	3.30	5.20	0.00
Bernard Berrian	MIN	T	4	*	16.80	1.53	0.00	0.00	0.00	8.10	1.50	3.00	0.40	0.00	bye	1.10	2.40	0.30
Donald Jones	BUF	-	6	*	16.80	1.53	1.70	13.10	2.00	0.00	0.00	0.00	bye	0.00	0.00	0.00	0.00	0.00
Riley Cooper	PHI	Q	8	*	16.00	1.45	2.90	0.00	0.00	0.00	bye	11.10	0.00	0.00	0.00	0.00	2.00	0.00
Damian Williams	TEN	-	9	*	14.60	1.33	0.00	0.00	0.00	bye	4.30	2.50	4.80	3.00	0.00	0.00	0.00	0.00
Bryant Johnson	DET	-	7	*	13.30	1.21	2.60	0.00	0.00	0.70	2.90	bye	2.00	0.00	2.30	0.00	0.40	2.40
Brian Robiskie	CLE	-	8	*	13.10	1.19	5.00	0.00	0.00	2.00	bye	2.50	1.30	0.50	0.00	0.00	1.20	0.60
Terrance Copper	KAN	-	4	*	12.30	1.12	0.60	0.50	5.50	2.60	0.50	1.60	0.00	1.00	bye	0.00	0.00	0.00
Kassim Osgood	JAC	-	9	*	12.00	1.09	0.60	2.20	0.00	bye	0.00	0.00	0.00	0.00	0.30	0.50	0.00	8.40
Devin Aromashodu	CHI	-	8	*	12.00	1.09	0.00	0.00	0.90	0.00	bye	0.00	4.00	0.00	0.00	0.00	0.00	7.10
Marlon Moore	MIA	-	5	*	11.70	1.06	11.70	0.00	0.00	0.00	0.00	0.00	0.00	bye	0.00	0.00	0.00	0.00
Tiquan Underwood	JAC	-	9	*	11.10	1.01	0.00	0.70	0.00	bye	0.00	3.00	1.10	0.00	4.10	2.20	0.00	0.00
Johnnie Lee Higgins	OAK	-	10	*	10.30	0.94	0.00	3.70	bye	2.60	0.00	0.00	0.00	0.00	3.80	0.00	0.00	0.20
Marc Mariani	TEN	-	9	*	10.00	0.91	0.00	6.00	0.00	bye	0.00	0.00	0.00	0.00	5.00	0.00	-1.00	0.00
Dominique Zeigler	SFO	X	9	*	9.80	0.89	1.00	0.00	0.00	bye	0.00	0.00	0.60	3.20	0.00	3.80	0.20	1.00
Ted Ginn Jr.	SFO	-	9	*	9.70	0.88	1.10	0.70	0.00	bye	0.90	0.00	2.50	2.60	0.00	0.00	0.00	1.90
Derek Hagan	NYG	-	8	*	9.10	0.83	2.10	7.00	0.00	0.00	bye	0.00	0.00	0.00	0.00	0.00	0.00	0.00
Antonio Brown	PIT	-	5	*	8.70	0.79	0.00	2.10	0.00	0.00	0.00	0.00	0.00	bye	0.60	0.00	6.00	0.00
Sidney Rice	MIN	T	4	*	7.60	0.69	2.00	5.60	0.00	0.00	0.00	0.00	0.00	0.00	bye	0.00	0.00	0.00
Brandon Banks	WAS	T	9	*	7.60	0.69	0.60	1.50	0.00	bye	6.00	0.00	0.00	0.00	-0.50	0.00	0.00	0.00
Stefan Logan	DET	-	7	*	7.50	0.68	0.00	0.40	0.00	0.00	0.00	bye	0.00	6.00	0.00	1.10	0.00	0.00
Stephen Williams	ARI	-	6	*	7.50	0.68	0.00	0.00	0.00	0.00	0.00	0.00	bye	0.60	3.20	1.10	2.60	0.00
Roydell Williams	WAS	T	9	*	7.20	0.65	1.90	0.00	0.90	bye	0.00	0.00	0.00	0.00	0.00	1.00	3.40	0.00
David Anderson	HOU	Q	7	*	7.20	0.65	0.00	3.80	2.70	0.00	0.00	bye	0.00	0.00	0.00	0.60	0.10	0.00
David Clowney	CAR	-	6	*	6.80	0.62	0.00	0.00	2.50	0.00	0.70	0.00	bye	1.40	0.00	2.20	0.00	0.00
Anthony Gonzalez	IND	X	7	*	6.70	0.61	0.00	0.00	0.00	0.00	5.50	bye	0.00	0.00	0.00	0.00	0.00	1.20
Ramses Barden	NYG	X	8	*	6.40	0.58	0.00	0.00	3.40	0.00	bye	2.20	0.00	0.80	0.00	0.00	0.00	0.00
Sam Hurd	DAL	-	4	*	6.30	0.57	1.20	0.00	0.00	1.10	1.90	0.00	0.00	1.10	bye	1.00	0.00	0.00
Andre Caldwell	CIN	-	6	*	6.30	0.57	-1.00	0.90	-0.20	0.00	0.00	1.00	bye	3.30	1.50	0.80	0.00	0.00
Lavelle Hawkins	TEN	-	9	*	6.10	0.55	0.00	0.00	0.00	bye	5.60	0.50	0.00	0.00	0.00	0.00	0.00	0.00
Donte' Stallworth	BAL	-	8	*	5.60	0.51	0.00	2.20	3.40	0.00	bye	0.00	0.00	0.00	0.00	0.00	0.00	0.00
Brett Swain	GNB	-	10	*	5.40	0.49	4.00	0.00	bye	0.20	1.20	0.00	0.00	0.00	0.00	0.00	0.00	0.00
Eric Weems	ATL	T	8	*	5.40	0.49	0.00	1.80	0.00	0.00	bye	0.00	0.00	0.00	0.00	0.00	0.00	3.60
Mardy Gilyard	STL	-	9	*	5.30	0.48	0.00	0.00	0.00	bye	0.00	0.00	2.10	2.20	1.30	-0.30	0.00	0.00
Max Komar	ARI	-	6	*	5.00	0.45	0.00	0.00	0.00	0.00	0.00	0.30	bye	0.50	1.60	0.70	0.00	1.90
Eric Decker	DEN	-	9	*	4.80	0.44	4.80	0.00	0.00	bye	0.00	0.00	0.00	0.00	0.00	0.00	0.00	0.00
Dwayne Jarrett	CAR	-	6	*	4.00	0.36	0.00	0.00	0.00	0.00	0.00	0.00	bye	0.00	0.00	0.00	0.00	4.00
Brandon James	IND	-	7	*	4.00	0.36	0.40	0.00	3.60	0.00	0.00	bye	0.00	0.00	0.00	0.00	0.00	0.00
Verran Tucker	KAN	-	4	*	3.70	0.34	2.40	1.30	0.00	0.00	0.00	0.00	0.00	0.00	bye	0.00	0.00	0.00
Derrick Williams	DET	-	7	*	3.00	0.27	0.70	0.00	0.00	0.00	0.00	bye	0.00	0.00	0.00	2.30	0.00	0.00
Patrick Turner	NYJ	-	7	*	2.60	0.24	0.50	2.10	0.00	0.00	0.00	bye	0.00	0.00	0.00	0.00	0.00	0.00
Maurice Stovall	TAM	-	4	*	2.40	0.22	0.00	2.20	0.00	0.00	0.20	0.00	0.00	0.00	bye	0.00	0.00	0.00
Roberto Wallace	MIA	-	5	*	1.90													



# Harger Fantasy Football League

## Top Tight End Scoring

PLAYER	NFL	INJ	BYE	FA	TOTAL	AVG	12	11	10	9	8	7	6	5	4	3	2	1
Antonio Gates	SDG	T	10		142.90	12.99	4.60	0.00	bye	0.00	20.30	13.00	1.20	17.20	30.40	18.90	21.70	15.60
Mercedes Lewis	JAC	-	9		111.10	10.10	3.60	14.60	5.30	bye	21.10	4.40	2.90	21.40	10.20	1.50	7.00	19.10
Todd Heap	BAL	-	8	*	94.60	8.60	15.90	6.90	13.70	2.30	bye	21.90	12.90	2.20	3.50	4.60	3.50	7.20
Dustin Keller	NYJ	-	7	*	92.80	8.44	4.90	0.70	2.50	5.90	4.50	bye	7.50	1.40	18.80	25.80	19.50	1.30
Jason Witten	DAL	-	4		91.00	8.27	9.90	4.80	0.70	4.40	17.70	18.50	5.20	16.40	bye	5.60	5.10	2.70
Vernon Davis	SFO	-	9		88.80	8.07	3.20	0.30	7.90	bye	1.20	15.40	11.50	18.40	11.60	2.20	9.80	7.30
Tony Gonzalez	ATL	-	8		81.90	7.45	13.10	4.60	3.80	7.20	bye	2.70	17.90	4.10	4.10	19.00	1.90	3.50
Zach Miller	OAK	T	10	*	79.60	7.24	0.60	0.90	bye	0.00	0.80	14.50	4.80	14.20	20.20	14.40	4.90	4.30
Brandon Pettigrew	DET	-	7	*	79.40	7.22	6.70	7.50	5.00	9.80	8.80	bye	6.10	10.60	9.10	4.40	10.80	0.60
Rob Gronkowski	NWE	-	5	*	78.00	7.09	6.50	2.50	31.20	3.70	0.50	9.00	2.40	bye	0.40	12.30	1.40	8.10
Chris Cooley	WAS	-	9	*	76.30	6.94	4.90	9.10	2.30	bye	4.80	5.20	3.70	6.90	11.70	5.30	14.40	8.00
Aaron Hernandez	NWE	-	5		73.30	6.66	1.80	8.80	0.00	20.80	3.30	5.40	7.90	bye	2.90	7.80	10.10	4.50
Greg Olsen	CHI	-	8	*	72.10	6.55	8.90	4.00	11.10	10.90	bye	4.30	0.00	0.00	3.90	14.40	11.90	2.70
Joel Dressen	HOU	P	7	*	64.60	5.87	9.50	18.60	1.40	6.70	0.00	bye	8.50	0.00	15.30	1.80	2.80	0.00
Kellen Winslow	TAM	T	4	*	64.00	5.82	12.40	3.40	14.50	3.10	0.50	4.40	4.30	7.50	bye	2.40	8.30	3.20
Benjamin Watson	CLE	-	8	*	63.30	5.75	4.00	0.00	7.40	2.40	bye	1.80	16.80	4.50	6.00	12.70	6.20	1.50
Anthony Fasano	MIA	-	5	*	63.30	5.75	1.00	1.60	18.70	2.60	3.60	4.90	10.20	bye	6.70	9.40	0.00	4.60
Tony Moeaki	KAN	-	4	*	62.40	5.67	8.60	0.00	3.40	6.30	4.50	4.20	2.10	5.00	bye	12.40	5.80	10.10
Kevin Boss	NYG	-	8	*	62.20	5.65	15.40	2.20	16.10	8.50	bye	2.30	2.70	4.00	1.10	8.80	0.00	1.10
Jacob Tamme	IND	-	7		60.90	5.54	14.40	6.00	7.30	18.80	14.40	bye	0.00	0.00	0.00	0.00	0.00	0.00
Jermaine Gresham	CIN	T	6	*	59.60	5.42	3.60	3.30	15.50	1.10	1.70	2.60	bye	10.40	3.50	5.90	1.50	10.50
Dallas Clark	IND	X	7	*	58.70	5.34	0.00	0.00	0.00	0.00	0.00	bye	5.20	2.00	14.80	4.40	16.30	16.00
Visanthe Shiancoe	MIN	-	4	*	58.00	5.27	5.40	0.60	2.90	14.60	3.80	3.00	0.00	2.80	bye	0.70	8.60	15.60
Jeremy Shockey	NOR	-	10	*	55.40	5.04	0.00	0.00	bye	8.70	3.00	3.00	2.10	11.00	5.80	15.80	3.70	2.30
Brent Celek	PHI	-	8	*	52.70	4.79	13.00	0.00	0.80	0.00	bye	0.80	4.60	12.70	10.70	4.20	2.70	3.20
Heath Miller	PIT	-	5	*	44.50	4.05	4.60	2.60	6.00	2.10	2.90	3.30	13.00	bye	3.20	2.50	0.30	4.00
Bo Scaife	TEN	-	9	*	44.10	4.01	1.00	5.10	4.10	bye	0.00	0.70	13.30	1.20	2.70	2.30	2.00	11.70
Daniel Fells	STL	-	9	*	39.30	3.57	2.30	1.10	1.10	bye	11.50	0.50	0.80	3.20	3.50	10.20	3.60	1.50
Evan Moore	CLE	-	8	*	39.20	3.56	0.60	6.90	1.80	1.70	bye	0.00	8.40	0.70	10.40	0.00	0.00	8.70
Michael Hoomanawanua	STL	O	9	*	38.60	3.51	11.60	12.60	2.00	bye	1.90	9.20	0.50	0.00	0.00	0.00	0.00	0.80
Jermichael Finley	GNB	X	10	*	38.10	3.46	0.00	0.00	bye	0.00	0.00	0.00	0.00	0.00	11.60	11.50	10.30	4.70
David Thomas	NOR	-	10	*	37.50	3.41	0.00	2.60	bye	4.50	1.50	11.30	1.70	0.00	4.20	2.40	9.00	0.30
Tony Scheffler	DET	T	7	*	36.30	3.30	0.00	1.00	3.40	2.20	0.00	bye	0.50	4.10	6.30	14.00	0.50	4.30
Fred Davis	WAS	-	9	*	35.30	3.21	10.50	4.40	7.10	bye	0.90	2.80	2.30	0.00	0.00	1.10	6.20	0.00
John Carlson	SEA	T	5	*	33.70	3.06	0.30	1.40	0.00	0.90	4.70	0.30	2.10	bye	1.50	14.10	4.80	3.60
Jimmy Graham	NOR	-	10	*	27.60	2.51	2.30	7.20	bye	12.90	0.00	3.80	1.10	0.00	0.30	0.00	0.00	0.00
Travis Beckum	NYG	-	8	*	27.20	2.47	2.90	8.20	1.20	0.00	bye	0.00	8.10	0.80	2.50	2.30	0.10	1.10
Billy Bajema	STL	-	9	*	26.60	2.42	19.20	0.90	0.00	bye	0.00	0.00	3.40	0.00	0.00	0.00	1.30	1.80
Zach Miller	JAC	-	9	*	26.20	2.38	0.00	2.70	15.90	bye	0.00	2.50	1.80	1.80	0.00	0.70	0.00	0.80
Delanie Walker	SFO	-	9	*	26.00	2.36	0.00	3.00	8.00	bye	8.50	0.00	0.00	0.00	0.60	0.60	1.60	3.70
Randy McMichael	SDG	-	10	*	25.60	2.33	1.20	0.00	bye	18.30	0.00	0.10	0.00	0.40	0.00	2.80	0.00	2.80
Andrew Quarless	GNB	-	10	*	21.90	1.99	3.50	1.40	bye	0.00	0.00	9.60	2.30	5.10	0.00	0.00	0.00	0.00
Dante Rosario	CAR	-	6	*	20.10	1.83	3.10	0.00	2.40	1.00	1.60	2.80	bye	0.20	1.70	1.20	4.70	1.40
Owen Daniels	HOU	O	7	*	20.00	1.82	0.00	0.00	0.00	0.00	0.80	bye	7.90	4.50	0.80	2.70	2.40	0.90
Chris Baker	SEA	-	5	*	18.00	1.64	9.30	0.00	5.10	0.70	0.50	0.00	1.60	bye	0.80	0.00	0.00	0.00
Martellus Bennett	DAL	-	4	*	17.10	1.55	1.70	0.00	3.20	2.00	0.00	0.50	0.00	1.90	bye	2.60	4.50	0.70
Craig Stevens	TEN	-	9	*	16.30	1.48	0.00	0.00	0.00	bye	10.90	0.00	0.00	1.10	1.60	0.00	0.90	1.80
Donald Lee	GNB	-	10	*	13.80	1.25	0.00	0.00	bye	0.00	0.50	2.70	0.00	9.20	1.50	0.00	-0.10	0.00
Justin Peelle	ATL	-	8	*	13.40	1.22	1.40	9.40	0.00	0.00	bye	0.00	0.00	1.50	0.00	0.00	0.00	1.10
Ben Patrick	ARI	-	6	*	12.30	1.12	0.00	2.40	1.10	0.00	0.00	0.60	bye	3.00	1.20	2.90	1.10	0.00
David Martin	BUF	-	6	*	11.00	1.00	0.00	1.50	0.00	1.10	0.00	0.00	bye	0.00	8.40	0.00	0.00	0.00
John Gilmore	TAM	-	4	*	10.90	0.99	3.00	0.00	5.20	0.00	1.10	0.00	0.50	1.10	bye	0.00	0.00	0.00
Jared Cook	TEN	-	9	*	10.90	0.99	4.00	1.10	0.00	bye	3.60	0.00	0.00	0.00	1.70	0.00	0.50	0.00
Daniel Graham	DEN	-	9	*	10.40	0.95	0.40	0.60	0.00	bye	1.00	0.00	0.00	2.80	0.50	0.90	0.60	3.60
Kellen Davis	CHI	-	8	*	9.90	0.90	0.00	0.00	9.90	0.00	bye	0.00	0.00	0.00	0.00	0.00	0.00	0.00
Michael Palmer	ATL	-	8	*	9.70	0.88	0.00	0.00	0.60	9.10	bye	0.00	0.00	0.00	0.00	0.00	0.00	0.00
Ed Dickson	BAL	T	8	*	9.10	0.83	0.00	0.00	0.40	0.00	bye	0.50	0.70	5.80	0.00	0.00	1.70	0.00
Jeff King	CAR	-	6	*	8.70	0.79	0.00	0.40	0.40	1.70	2.20	0.00	bye	2.00	0.70	1.30	0.00	0.00
Jim Kleinsasser	MIN	-	4	*	8.60	0.78	0.00	0.00	0.30	0.00	0.00	1.00	2.50	0.50	bye	1.70	2.00	0.60
Gijon Robinson	IND	-	7	*	8.60	0.78	0.00	8.10	0.50	0.00	0.00	bye	0.00	0.00	0.00	0.00	0.00	0.00
James Casey	HOU	-	7	*	6.90	0.63	0.00	0.30	1.80	4.80	0.00	bye	0.00	0.00	0.00	0.00	0.00	0.00
Brandon Myers	OAK	-	10	*	6.90	0.63	0.00	2.80	bye	2.00	0.00	0.00	0.00	1.20	0.00	0.40	0.00	0.50
Leonard Pope	KAN	-	4	*	6.40	0.58	0.00	0.00	2.10	0.00	2.00	0.00	1.20	1.10	bye	0.00	0.00	0.00
Jonathan Stupar	BUF	-	6	*	5.90	0.54	0.00	0.00	0.00	0.00	0.00	0.80	bye	1.00	0.00	2.70	1.40	0.00
Dan Gronkowski	DEN	-	9	*	5.50	0.50	1.30	0.00	0.00	bye	2.90	0.00	0.00	0.90	0.00	0.20	0.00	0.20
Kris Wilson	SDG	T	10	*	5.30	0.48	0.00	0.00	bye	3.70	0.00	-0.10	0.00	1.70	0.00	0.00	0.00	0.00
Matt Spaeth	PIT	T	5	*	4.90	0.45	0.00	1.60	0.00	1.20	2.10	0.00	0.00	bye	0.00	0.00	0.00	0.00
Jerramy Stevens	TAM	-	4	*	4.30	0.39	0.00	0.00	0.00	0.00	0.00	0.00	1.30	0.00	bye	2.20	0.00	0.80
Jim Dray	ARI	-	6	*	4.10	0.37	0.00	0.00	0.00	1.70	0.00	0.00	bye	0.00	2.40	0.00	0.00	0.00
Tom Crabtree	GNB	-	10	*	3.70	0.34	0.00	0.00	bye	0.40	0.00	0.00	3.30	0.00	0.00	0.00	0.00	0.00
Alge Crumpler	NWE	-	5	*	3.50	0.32	2.70	0.00	0.40	0.00	0.00	0.00	0.40	bye	0.00	0.00	0.00	0.00
Clay Harbor	PHI	-	8	*	3.30	0.30	2.70	0.60	0.00	0.00	bye	0.00	0.00	0.00	0.00	0.00	0.00	0.00
Jeff Dugan	MIN	-	4	*	3.20	0.29	0.20	0.00	0.90	0.30	0.00	0.00	0.00	0.00	bye	1.00	0.00	0.80
Jake O'Connell	KAN	-	4	*	3.10	0.28	0.00	2.40	0.00	0.00	0.00	0.00	0.70	0.00	bye	0.00	0.00	0.00
Bear Pascoe	NYG	-	8	*	3.00	0.27	0.00	0.30	0.00	1.00	bye	0.00	1.00	0.00	0.00	0.00	0.70	0.0



# Harger Fantasy Football League

## Top Tight End Scoring

PLAYER	NFL	INJ	BYE	FA	TOTAL	AVG	12	11	10	9	8	7	6	5	4	3	2	1
Nate Byham	SFO	-	9	*	2.70	0.25	0.00	0.00	0.00	bye	0.00	0.00	0.70	0.00	0.00	0.90	0.60	0.50
Stephen Spach	ARI	-	6	*	2.40	0.22	0.00	0.00	1.40	0.40	0.30	0.30	bye	0.00	0.00	0.00	0.00	0.00
Brody Eldridge	IND	T	7	*	2.30	0.21	0.00	0.00	0.00	0.00	0.00	bye	0.50	0.00	1.00	0.80	0.00	0.00
Kory Sperry	SDG	-	10	*	2.10	0.19	0.00	2.10	bye	0.00	0.00	0.00	0.00	0.00	0.00	0.00	0.00	0.00
Brandon Manumaleuna	CHI	-	8	*	2.00	0.18	0.60	0.00	0.00	0.90	bye	0.00	0.50	0.00	0.00	0.00	0.00	0.00
Garrett Mills	PHI	-	8	*	1.90	0.17	0.00	0.00	0.00	0.00	bye	0.50	0.00	0.00	0.00	0.00	1.40	0.00
Reggie Kelly	CIN	-	6	*	1.80	0.16	0.00	0.00	0.90	0.00	0.00	0.00	bye	0.00	0.00	0.00	0.90	0.00
Shawn Nelson	BUF	T	6	*	1.50	0.14	0.00	0.90	0.00	0.00	0.00	0.60	bye	0.00	0.00	0.00	0.00	0.00
Fendi Onobun	STL	X	9	*	1.50	0.14	0.00	0.00	0.00	bye	0.00	0.00	0.00	0.00	0.00	1.50	0.00	0.00
Will Heller	DET	-	7	*	1.30	0.12	1.30	0.00	0.00	0.00	0.00	bye	0.00	0.00	0.00	0.00	0.00	0.00
Desmond Clark	CHI	-	8	*	1.20	0.11	0.00	0.00	0.00	0.00	bye	0.00	0.00	0.00	0.00	1.20	0.00	0.00
Tory Humphrey	NOR	-	10	*	1.20	0.11	0.00	1.20	bye	0.00	0.00	0.00	0.00	0.00	0.00	0.00	0.00	0.00
Cameron Morrah	SEA	-	5	*	1.10	0.10	0.00	0.00	0.00	0.00	0.00	0.00	bye	0.00	0.00	0.00	1.10	0.00
David Johnson	PIT	-	5	*	0.90	0.08	0.00	0.00	0.00	0.00	0.90	0.00	0.00	bye	0.00	0.00	0.00	0.00
Ben Hartsock	NYJ	-	7	*	0.70	0.06	0.00	0.00	0.00	0.00	0.00	bye	0.00	0.00	0.70	0.00	0.00	0.00
Ernest Wilford	JAC	-	9	*	0.30	0.03	0.00	0.00	0.00	bye	0.00	0.00	0.00	0.00	0.00	0.00	0.30	0.00
Dennis Pitta	BAL	-	8	*	0.10	0.01	0.00	0.00	0.00	0.00	bye	0.00	0.00	0.00	0.00	0.00	0.10	0.00
Steve Heiden	CLE	-	8	*	0.00	0.00	0.00	0.00	0.00	0.00	bye	0.00	0.00	0.00	0.00	0.00	0.00	0.00
James Dearth	SDG	X	10	*	0.00	0.00	0.00	0.00	bye	0.00	0.00	0.00	0.00	0.00	0.00	0.00	0.00	0.00
Anthony Becht	ARI	-	6	*	0.00	0.00	0.00	0.00	0.00	0.00	0.00	0.00	bye	0.00	0.00	0.00	0.00	0.00
Mike Leach	ARI	-	6	*	0.00	0.00	0.00	0.00	0.00	0.00	0.00	0.00	bye	0.00	0.00	0.00	0.00	0.00
Tony Stewart	OAK	-	10	*	0.00	0.00	0.00	0.00	bye	0.00	0.00	0.00	0.00	0.00	0.00	0.00	0.00	0.00
Billy Miller	NOR	-	10	*	0.00	0.00	0.00	0.00	bye	0.00	0.00	0.00	0.00	0.00	0.00	0.00	0.00	0.00
Justin Snow	IND	-	7	*	0.00	0.00	0.00	0.00	0.00	0.00	0.00	bye	0.00	0.00	0.00	0.00	0.00	0.00
Joe Zelenka	ATL	-	8	*	0.00	0.00	0.00	0.00	0.00	0.00	bye	0.00	0.00	0.00	0.00	0.00	0.00	0.00
John Owens	OAK	-	10	*	0.00	0.00	0.00	0.00	bye	0.00	0.00	0.00	0.00	0.00	0.00	0.00	0.00	0.00
L.J. Smith	BAL	-	8	*	0.00	0.00	0.00	0.00	0.00	0.00	bye	0.00	0.00	0.00	0.00	0.00	0.00	0.00
Richard Angulo	CHI	-	8	*	0.00	0.00	0.00	0.00	0.00	0.00	bye	0.00	0.00	0.00	0.00	0.00	0.00	0.00
Sean Ryan	TEN	-	9	*	0.00	0.00	0.00	0.00	0.00	bye	0.00	0.00	0.00	0.00	0.00	0.00	0.00	0.00
Nate Lawrie	PHI	-	8	*	0.00	0.00	0.00	0.00	0.00	0.00	bye	0.00	0.00	0.00	0.00	0.00	0.00	0.00
Michael Gaines	HOU	-	7	*	0.00	0.00	0.00	0.00	0.00	0.00	0.00	bye	0.00	0.00	0.00	0.00	0.00	0.00
Sean McHugh	PIT	-	5	*	0.00	0.00	0.00	0.00	0.00	0.00	0.00	0.00	bye	0.00	0.00	0.00	0.00	0.00
Alex Smith	CLE	-	8	*	0.00	0.00	0.00	0.00	0.00	0.00	bye	0.00	0.00	0.00	0.00	0.00	0.00	0.00
John Paul Foschi	CIN	-	6	*	0.00	0.00	0.00	0.00	0.00	CIN	0.00	0.00	bye	0.00	0.00	0.00	0.00	0.00
Joe Klopfenstein	BUF	X	6	*	0.00	0.00	0.00	0.00	0.00	0.00	0.00	0.00	bye	0.00	0.00	0.00	0.00	0.00
Dominique Byrd	ARI	-	6	*	0.00	0.00	0.00	0.00	0.00	0.00	0.00	0.00	bye	0.00	0.00	0.00	0.00	0.00
Jason Pociask	DAL	-	4	*	0.00	0.00	0.00	0.00	0.00	0.00	0.00	0.00	0.00	0.00	bye	0.00	0.00	0.00
John Madsen	DET	-	7	*	0.00	0.00	0.00	0.00	0.00	0.00	0.00	bye	0.00	0.00	0.00	0.00	0.00	0.00
James Adkisson	OAK	-	10	*	0.00	0.00	0.00	0.00	bye	0.00	0.00	0.00	0.00	0.00	0.00	0.00	0.00	0.00
Brad Cieslak	CLE	-	8	*	0.00	0.00	0.00	0.00	0.00	0.00	bye	0.00	0.00	0.00	0.00	0.00	0.00	0.00
Scott Chandler	---	-	0	*	0.00	0.00	0.00	0.00	0.00	0.00	0.00	0.00	0.00	0.00	0.00	0.00	0.00	0.00
Derek Schouman	STL	X	9	*	0.00	0.00	0.00	0.00	0.00	bye	0.00	0.00	0.00	0.00	0.00	0.00	0.00	0.00
Michael Allan	SEA	-	5	*	0.00	0.00	0.00	0.00	0.00	0.00	0.00	0.00	0.00	bye	0.00	0.00	0.00	0.00
Clark Harris	CIN	-	6	*	0.00	0.00	0.00	0.00	0.00	0.00	0.00	bye	0.00	0.00	0.00	0.00	0.00	0.00
Darcy Johnson	STL	X	9	*	0.00	0.00	0.00	0.00	0.00	bye	0.00	0.00	0.00	0.00	0.00	0.00	0.00	0.00
Daniel Coats	DEN	-	9	*	0.00	0.00	0.00	0.00	0.00	bye	0.00	0.00	0.00	0.00	0.00	0.00	0.00	0.00
Tony Curtis	SFO	-	9	*	0.00	0.00	0.00	0.00	0.00	bye	0.00	0.00	0.00	0.00	0.00	0.00	0.00	0.00
Michael Matthews	BUF	X	6	*	0.00	0.00	0.00	0.00	0.00	0.00	0.00	0.00	bye	0.00	0.00	0.00	0.00	0.00
Greg Estandia	CLE	X	8	*	0.00	0.00	0.00	0.00	0.00	0.00	bye	0.00	0.00	0.00	0.00	0.00	0.00	0.00
Brad Cottam	KAN	X	4	*	0.00	0.00	0.00	0.00	0.00	0.00	0.00	0.00	0.00	0.00	bye	0.00	0.00	0.00
Martin Rucker	DAL	-	4	*	0.00	0.00	0.00	0.00	0.00	0.00	0.00	0.00	0.00	0.00	bye	0.00	0.00	0.00
Derek Fine	HOU	-	7	*	0.00	0.00	0.00	0.00	0.00	0.00	0.00	bye	0.00	0.00	0.00	0.00	0.00	0.00
Gary Barnidge	CAR	-	6	*	0.00	0.00	0.00	0.00	0.00	0.00	0.00	0.00	bye	0.00	0.00	0.00	0.00	0.00
Tom Santi	IND	X	7	*	0.00	0.00	0.00	0.00	0.00	0.00	0.00	bye	0.00	0.00	0.00	0.00	0.00	0.00
Keith Zinger	ATL	-	8	*	0.00	0.00	0.00	0.00	0.00	0.00	bye	0.00	0.00	0.00	0.00	0.00	0.00	0.00
Joey Haynos	MIA	-	5	*	0.00	0.00	0.00	0.00	0.00	0.00	0.00	0.00	0.00	bye	0.00	0.00	0.00	0.00
Richard Quinn	DEN	-	9	*	0.00	0.00	0.00	0.00	0.00	bye	0.00	0.00	0.00	0.00	0.00	0.00	0.00	0.00
Chase Coffman	CIN	-	6	*	0.00	0.00	0.00	0.00	0.00	0.00	0.00	0.00	bye	0.00	0.00	0.00	0.00	0.00
Anthony Hill	HOU	-	7	*	0.00	0.00	0.00	0.00	0.00	0.00	0.00	bye	0.00	0.00	0.00	0.00	0.00	0.00
Davon Drew	BAL	-	8	*	0.00	0.00	0.00	0.00	0.00	0.00	bye	0.00	0.00	0.00	0.00	0.00	0.00	0.00
Cornelius Ingram	PHI	-	8	*	0.00	0.00	0.00	0.00	0.00	0.00	bye	0.00	0.00	0.00	0.00	0.00	0.00	0.00
John Nalbone	DEN	-	9	*	0.00	0.00	0.00	0.00	0.00	bye	0.00	0.00	0.00	0.00	0.00	0.00	0.00	0.00
John Phillips	DAL	X	4	*	0.00	0.00	0.00	0.00	0.00	0.00	0.00	0.00	0.00	0.00	bye	0.00	0.00	0.00
Spencer Havner	GNB	X	10	*	0.00	0.00	0.00	0.00	bye	0.00	0.00	0.00	0.00	0.00	0.00	0.00	0.00	0.00
Garrett Graham	HOU	-	7	*	0.00	0.00	0.00	0.00	0.00	0.00	0.00	bye	0.00	0.00	0.00	0.00	0.00	0.00
Dennis Morris	STL	-	9	*	0.00	0.00	0.00	0.00	0.00	bye	0.00	0.00	0.00	0.00	0.00	0.00	0.00	0.00
Anthony McCoy	SEA	X	5	*	0.00	0.00	0.00	0.00	0.00	0.00	0.00	0.00	0.00	bye	0.00	0.00	0.00	0.00
Mickey Shuler	MIA	-	5	*	0.00	0.00	0.00	0.00	0.00	0.00	0.00	0.00	0.00	bye	0.00	0.00	0.00	0.00
Dedrick Epps	MIA	-	5	*	0.00	0.00	0.00	0.00	0.00	0.00	0.00	0.00	0.00	bye	0.00	0.00	0.00	0.00
Jameson Konz	SEA	X	5	*	0.00	0.00	0.00	0.00	0.00	0.00	0.00	0.00	0.00	bye	0.00	0.00	0.00	0.00
Marquez Branson	ATL	-	8	*	0.00	0.00	0.00	0.00	0.00	0.00	bye	0.00	0.00	0.00	0.00	0.00	0.00	0.00



# Harger Fantasy Football League

## Top Kicker Scoring

PLAYER	NFL	INJ	BYE	FA	TOTAL	AVG	12	11	10	9	8	7	6	5	4	3	2	1
David Akers	PHI	T	8		104.00	9.45	14.00	13.00	11.00	14.00	bye	13.00	7.00	9.00	6.00	4.00	5.00	8.00
Sebastian Janikowski	OAK	-	10		99.00	9.00	5.00	3.00	bye	11.00	15.00	11.00	9.00	10.00	6.00	12.00	10.00	7.00
Matt Bryant	ATL	-	8		99.00	9.00	8.00	14.00	9.00	9.00	bye	7.00	5.00	8.00	10.00	9.00	11.00	9.00
Dan Carpenter	MIA	-	5	*	98.00	8.91	15.00	0.00	11.00	4.00	17.00	16.00	12.00	bye	2.00	12.00	2.00	7.00
Nick Folk	NYJ	-	7		94.00	8.55	6.00	12.00	8.00	11.00	0.00	bye	7.00	18.00	8.00	7.00	8.00	9.00
Neil Rackers	HOU	-	7		85.00	7.73	8.00	9.00	6.00	11.00	6.00	bye	5.00	4.00	7.00	7.00	12.00	10.00
Rob Bironas	TEN	T	9		85.00	7.73	0.00	10.00	5.00	bye	5.00	13.00	12.00	11.00	9.00	9.00	3.00	8.00
Adam Vinatieri	IND	-	7		84.00	7.64	2.00	4.00	11.00	6.00	12.00	bye	9.00	13.00	4.00	9.00	8.00	6.00
Graham Gano	WAS	-	9		83.00	7.55	7.00	13.00	4.00	bye	7.00	5.00	6.00	10.00	5.00	10.00	9.00	7.00
Olindo Mare	SEA	-	5	*	82.00	7.45	6.00	13.00	18.00	1.00	3.00	17.00	3.00	bye	3.00	9.00	2.00	7.00
Billy Cundiff	BAL	-	8	*	82.00	7.45	5.00	13.00	3.00	14.00	bye	13.00	8.00	7.00	5.00	6.00	4.00	4.00
Josh Brown	STL	-	9		82.00	7.45	12.00	6.00	8.00	bye	8.00	5.00	8.00	6.00	8.00	12.00	2.00	7.00
Josh Scobee	JAC	-	9		80.00	7.27	8.00	6.00	7.00	bye	5.00	8.00	3.00	18.00	8.00	4.00	7.00	6.00
Mason Crosby	GNB	-	10		79.00	7.18	5.00	7.00	bye	9.00	9.00	4.00	8.00	8.00	4.00	5.00	10.00	10.00
Robbie Gould	CHI	-	8		78.00	7.09	7.00	11.00	9.00	2.00	bye	2.00	8.00	12.00	3.00	8.00	9.00	7.00
Lawrence Tynes	NYG	-	8		75.00	6.82	10.00	5.00	8.00	11.00	bye	12.00	0.00	10.00	5.00	5.00	2.00	7.00
Ryan Succop	KAN	-	4	*	75.00	6.82	6.00	7.00	5.00	8.00	7.00	6.00	7.00	9.00	bye	7.00	10.00	3.00
Phil Dawson	CLE	-	8	*	72.00	6.55	6.00	8.00	8.00	10.00	bye	12.00	4.00	4.00	11.00	5.00	2.00	2.00
Matt Prater	DEN	-	9	*	72.00	6.55	9.00	2.00	7.00	bye	4.00	2.00	9.00	5.00	14.00	7.00	7.00	6.00
David Buehler	DAL	-	4	*	70.00	6.36	10.00	5.00	9.00	1.00	5.00	9.00	3.00	10.00	bye	9.00	8.00	1.00
John Kasay	CAR	-	6	*	69.00	6.27	11.00	7.00	10.00	3.00	4.00	12.00	bye	7.00	2.00	1.00	1.00	11.00
Jeff Reed	PIT	-	5	*	66.00	6.00	0.00	0.00	4.00	10.00	4.00	11.00	4.00	bye	2.00	8.00	13.00	10.00
Garrett Hartley	NOR	-	10	*	66.00	6.00	13.00	4.00	bye	10.00	8.00	5.00	7.00	0.00	0.00	6.00	11.00	2.00
Mike Nugent	CIN	X	6	*	64.00	5.82	0.00	0.00	5.00	3.00	2.00	8.00	bye	7.00	8.00	9.00	15.00	7.00
Connor Barth	TAM	-	4	*	64.00	5.82	4.00	3.00	7.00	3.00	8.00	13.00	0.00	6.00	bye	7.00	8.00	5.00
Rian Lindell	BUF	-	6	*	63.00	5.73	10.00	7.00	2.00	1.00	4.00	11.00	bye	8.00	2.00	12.00	1.00	5.00
Nate Kaeding	SDG	-	10		63.00	5.73	19.00	5.00	bye	0.00	0.00	0.00	5.00	9.00	11.00	4.00	8.00	2.00
Jay Feely	ARI	-	6	*	61.00	5.55	6.00	7.00	4.00	6.00	5.00	4.00	bye	12.00	5.00	6.00	1.00	5.00
Jason Hanson	DET	X	7	*	58.00	5.27	0.00	0.00	0.00	2.00	5.00	bye	10.00	14.00	15.00	4.00	6.00	2.00
Stephen Gostkowski	NWE	X	5	*	56.00	5.09	0.00	0.00	0.00	1.00	4.00	11.00	11.00	bye	11.00	8.00	2.00	8.00
Ryan Longwell	MIN	-	4	*	55.00	5.00	5.00	3.00	7.00	9.00	4.00	6.00	6.00	2.00	bye	6.00	4.00	3.00
Joe Nedney	SFO	T	9	*	52.00	4.73	0.00	0.00	11.00	bye	6.00	8.00	5.00	7.00	2.00	5.00	2.00	6.00
Shayne Graham	NWE	-	5	*	29.00	2.64	9.00	7.00	9.00	0.00	0.00	0.00	4.00	bye	0.00	0.00	0.00	0.00
Kris Brown	SDG	-	10	*	20.00	1.82	0.00	0.00	bye	3.00	9.00	8.00	0.00	0.00	0.00	0.00	0.00	0.00
John Carney	NOR	-	10	*	18.00	1.64	0.00	0.00	bye	0.00	0.00	0.00	0.00	8.00	10.00	0.00	0.00	0.00
Shaun Suisham	PIT	-	5		18.00	1.64	13.00	5.00	0.00	0.00	0.00	0.00	0.00	bye	0.00	0.00	0.00	0.00
Dave Rayner	DET	-	7	*	17.00	1.55	6.00	5.00	6.00	0.00	0.00	bye	0.00	0.00	0.00	0.00	0.00	0.00
Aaron Pettrey	CIN	-	6	*	11.00	1.00	4.00	7.00	0.00	0.00	0.00	0.00	bye	0.00	0.00	0.00	0.00	0.00
Shane Andrus	SFO	-	9	*	9.00	0.82	9.00	0.00	0.00	bye	0.00	0.00	0.00	0.00	0.00	0.00	0.00	0.00
Michael Koenen	ATL	-	8	*	3.00	0.27	0.00	0.00	0.00	0.00	bye	0.00	0.00	3.00	0.00	0.00	0.00	0.00
Sam Koch	BAL	-	8	*	0.52	0.05	0.00	0.00	0.00	0.52	bye	0.00	0.00	0.00	0.00	0.00	0.00	0.00
Matt Stover	IND	-	7	*	0.00	0.00	0.00	0.00	0.00	0.00	0.00	bye	0.00	0.00	0.00	0.00	0.00	0.00
Craig Hentrich	TEN	-	9	*	0.00	0.00	0.00	0.00	0.00	bye	0.00	0.00	0.00	0.00	0.00	0.00	0.00	0.00
Aaron Elling	OAK	-	10	*	0.00	0.00	0.00	0.00	bye	0.00	0.00	0.00	0.00	0.00	0.00	0.00	0.00	0.00
Paul Ernster	PIT	-	5	*	0.00	0.00	0.00	0.00	0.00	0.00	0.00	0.00	0.00	bye	0.00	0.00	0.00	0.00
Nick Novak	SDG	-	10	*	0.00	0.00	0.00	0.00	bye	0.00	0.00	0.00	0.00	0.00	0.00	0.00	0.00	0.00
Tony Yelk	JAC	-	9	*	0.00	0.00	0.00	0.00	0.00	bye	0.00	0.00	0.00	0.00	0.00	0.00	0.00	0.00
Justin Medlock	DET	-	7	*	0.00	0.00	0.00	0.00	0.00	0.00	bye	0.00	0.00	0.00	0.00	0.00	0.00	0.00
Brandon Coutu	SEA	-	5	*	0.00	0.00	0.00	0.00	0.00	0.00	0.00	0.00	0.00	bye	0.00	0.00	0.00	0.00
Steven Hauschka	DET	-	7	*	0.00	0.00	0.00	0.00	0.00	0.00	0.00	bye	0.00	0.00	0.00	0.00	0.00	0.00
Sam Swank	NYG	-	8	*	0.00	0.00	0.00	0.00	0.00	0.00	bye	0.00	0.00	0.00	0.00	0.00	0.00	0.00
Rhys Lloyd	CAR	-	6	*	0.00	0.00	0.00	0.00	0.00	0.00	0.00	bye	0.00	0.00	0.00	0.00	0.00	0.00
Ricky Schmitt	TEN	-	9	*	0.00	0.00	0.00	0.00	0.00	bye	0.00	0.00	0.00	0.00	0.00	0.00	0.00	0.00
Connor Hughes	DAL	-	4	*	0.00	0.00	0.00	0.00	0.00	0.00	0.00	0.00	0.00	0.00	bye	0.00	0.00	0.00
Brett Swenson	IND	X	7	*	0.00	0.00	0.00	0.00	0.00	0.00	0.00	bye	0.00	0.00	0.00	0.00	0.00	0.00
Garrett Lindholm	ATL	-	8	*	0.00	0.00	0.00	0.00	0.00	0.00	bye	0.00	0.00	0.00	0.00	0.00	0.00	0.00
Hunter Lawrence	TAM	-	4	*	0.00	0.00	0.00	0.00	0.00	0.00	0.00	0.00	0.00	0.00	bye	0.00	0.00	0.00
Todd Carter	CAR	-	6	*	0.00	0.00	0.00	0.00	0.00	0.00	0.00	0.00	bye	0.00	0.00	0.00	0.00	0.00
Clint Stitser	CIN	-	6	*	0.00	0.00	0.00	0.00	0.00	0.00	0.00	0.00	bye	0.00	0.00	0.00	0.00	0.00



# Harger Fantasy Football League

## Top Defense / Sp Teams Scoring

PLAYER	NFL	INJ	BYE	FA	TOTAL	AVG	12	11	10	9	8	7	6	5	4	3	2	1
Green Bay Packers	GNB	-	10		99.00	9.00	2.00	10.00	bye	23.00	15.00	10.00	1.00	6.00	12.00	4.00	9.00	7.00
Oakland Raiders	OAK	-	10		85.00	7.73	10.00	3.00	bye	11.00	16.00	13.00	2.00	18.00	0.00	5.00	4.00	3.00
Arizona Cardinals	ARI	-	6	*	82.00	7.45	2.00	0.00	3.00	18.00	10.00	6.00	bye	17.00	8.00	10.00	2.00	6.00
Chicago Bears	CHI	-	8		81.00	7.36	5.00	17.00	5.00	4.00	bye	11.00	6.00	12.00	5.00	8.00	3.00	5.00
Tennessee Titans	TEN	-	9	*	80.00	7.27	2.00	10.00	2.00	bye	2.00	11.00	13.00	9.00	13.00	7.00	5.00	6.00
Pittsburgh Steelers	PIT	-	5		78.00	7.09	4.00	16.00	0.00	6.00	4.00	3.00	9.00	bye	3.00	12.00	17.00	4.00
Tampa Bay Buccaneers	TAM	-	4		77.00	7.00	5.00	18.00	3.00	6.00	17.00	2.00	1.00	10.00	bye	2.00	10.00	3.00
New England Patriots	NWE	-	5	*	76.00	6.91	4.00	3.00	12.00	1.00	2.00	6.00	3.00	bye	24.00	3.00	3.00	15.00
Philadelphia Eagles	PHI	-	8		75.00	6.82	4.00	5.00	11.00	5.00	bye	6.00	5.00	13.00	2.00	15.00	4.00	5.00
Seattle Seahawks	SEA	-	5		75.00	6.82	7.00	2.00	7.00	1.00	2.00	7.00	8.00	bye	5.00	21.00	1.00	14.00
Detroit Lions	DET	-	7	*	73.00	6.64	1.00	5.00	2.00	3.00	15.00	bye	3.00	20.00	6.00	5.00	5.00	8.00
San Diego Chargers	SDG	-	10		70.00	6.36	18.00	6.00	bye	3.00	0.00	4.00	3.00	3.00	18.00	6.00	8.00	1.00
New York Giants	NYG	-	8		66.00	6.00	6.00	5.00	2.00	6.00	bye	5.00	5.00	5.00	20.00	1.00	2.00	9.00
Cleveland Browns	CLE	-	8	*	64.00	5.82	4.00	16.00	3.00	4.00	bye	19.00	1.00	3.00	6.00	0.00	3.00	5.00
Washington Redskins	WAS	-	9	*	64.00	5.82	2.00	3.00	1.00	bye	9.00	16.00	4.00	6.00	3.00	3.00	6.00	11.00
Dallas Cowboys	DAL	-	4		63.00	5.73	4.00	11.00	9.00	1.00	4.00	12.00	4.00	3.00	bye	7.00	7.00	1.00
New York Jets	NYJ	-	7		59.00	5.36	14.00	2.00	5.00	2.00	3.00	bye	3.00	13.00	5.00	3.00	4.00	5.00
Indianapolis Colts	IND	-	7	*	58.00	5.27	2.00	1.00	14.00	3.00	11.00	bye	5.00	3.00	0.00	3.00	13.00	3.00
New Orleans Saints	NOR	-	10		58.00	5.27	4.00	2.00	bye	19.00	5.00	1.00	6.00	5.00	4.00	3.00	6.00	3.00
Kansas City Chiefs	KAN	-	4	*	56.00	5.09	5.00	2.00	0.00	7.00	4.00	10.00	2.00	2.00	bye	6.00	9.00	9.00
St. Louis Rams	STL	-	9	*	55.00	5.00	5.00	0.00	5.00	bye	7.00	3.00	8.00	1.00	13.00	3.00	4.00	6.00
San Francisco 49ers	SFO	-	9	*	54.00	4.91	7.00	2.00	3.00	bye	6.00	10.00	5.00	5.00	11.00	1.00	2.00	2.00
Miami Dolphins	MIA	-	5	*	50.00	4.55	4.00	4.00	5.00	4.00	1.00	5.00	6.00	bye	3.00	0.00	13.00	5.00
Atlanta Falcons	ATL	-	8	*	49.00	4.45	2.00	1.00	4.00	3.00	bye	4.00	2.00	12.00	4.00	5.00	8.00	4.00
Cincinnati Bengals	CIN	-	6		48.00	4.36	3.00	9.00	2.00	3.00	2.00	8.00	bye	6.00	2.00	8.00	5.00	0.00
Baltimore Ravens	BAL	-	8		46.00	4.18	0.00	17.00	2.00	5.00	bye	5.00	5.00	2.00	3.00	2.00	1.00	4.00
Carolina Panthers	CAR	-	6	*	45.00	4.09	11.00	5.00	3.00	2.00	2.00	3.00	bye	7.00	4.00	3.00	0.00	5.00
Buffalo Bills	BUF	-	6	*	44.00	4.00	6.00	11.00	2.00	2.00	3.00	4.00	bye	5.00	0.00	8.00	0.00	3.00
Houston Texans	HOU	-	7	*	41.00	3.73	14.00	5.00	2.00	3.00	1.00	bye	1.00	2.00	7.00	0.00	3.00	3.00
Minnesota Vikings	MIN	-	4	*	39.00	3.55	5.00	3.00	4.00	6.00	0.00	2.00	8.00	2.00	bye	4.00	4.00	1.00
Denver Broncos	DEN	-	9	*	33.00	3.00	2.00	2.00	11.00	bye	0.00	2.00	5.00	1.00	4.00	0.00	5.00	1.00
Jacksonville Jaguars	JAC	-	9	*	33.00	3.00	0.00	7.00	1.00	bye	6.00	1.00	0.00	3.00	3.00	3.00	4.00	5.00

# HARGER FANTASY FOOTBALL LEAGUE 2010

## Week 11 – Head to Head



**Doomsday II**  
Owner: Tom Harger

VS

**NO Mercy**  
Owner: Phillip Harger



	<u>Matt Ryan</u>	ATL	QB		
<b>20.92</b>	26-39, 253 yds passing (2 TDs) (1 2XPs) 1 carry, 8 yds rushing			ATL 34 STL 17	<b>FINAL</b>
<b>26.00</b>	<u>Maurice Jones-Drew</u>	JAC	RB	CLE 20 JAC 24	<b>FINAL</b>
	0-1, 0 yds passing, 1 INTs 23 carries, 133 yds rushing (1 TDs), 1 fumble(s) 3 catches, 87 yds receiving				
<b>3.00</b>	<u>Darren McFadden</u>	OAK	RB	OAK 3 PIT 35	<b>FINAL</b>
	10 carries, 14 yds rushing 2 catches, 16 yds receiving				
<b>33.20</b>	<u>Greg Jennings</u>	GNB	WR	GNB 31 MIN 3	<b>FINAL</b>
	7 catches, 152 yds receiving (3 TDs)				
<b>0.30</b>	<u>Vernon Davis</u>	SFO	TE	TAM 21 SFO 0	<b>FINAL</b>
	1 catch, 3 yds receiving				
<b>6.00</b>	<u>Jacob Tamme</u>	IND	TE	IND 28 NWE 31	<b>FINAL</b>
	7 catches, 60 yds receiving				
<b>4.00</b>	<u>Adam Vinatieri</u>	IND	K	IND 28 NWE 31	<b>FINAL</b>
	4 PATs				
<b>17.00</b>	<u>Baltimore Ravens</u>	BAL	D/ST	BAL 37 CAR 13	<b>FINAL</b>
	2 TDs, 40 tackles, 13 assists, 4 passes defended, 3.0 sacks, 2 INT, 1 FF				
<b>110.42</b>					

	<u>Philip Rivers</u>	SDG	QB		
<b>24.92</b>	15-24, 233 yds passing (4 TDs), 1 INTs 4 carries, 6 yds rushing			DEN 14 SDG 35	<b>FINAL</b>
<b>13.60</b>	<u>Chris Johnson</u>	TEN	RB	WAS 19 TEN 16	<b>FINAL</b>
	21 carries, 130 yds rushing 2 catches, 6 yds receiving				
<b>20.30</b>	<u>Peyton Hillis</u>	CLE	RB	CLE 20 JAC 24	<b>FINAL</b>
	21 carries, 48 yds rushing 6 catches, 95 yds receiving (1 TDs)				
<b>8.40</b>	<u>Malcom Floyd</u>	SDG	WR	DEN 14 SDG 35	<b>FINAL</b>
	2 catches, 24 yds receiving (1 TDs), 1 tackle				
<b>12.70</b>	<u>Miles Austin</u>	DAL	WR	DET 19 DAL 35	<b>FINAL</b>
	2 catches, 7 yds receiving (2 TDs)				
<b>11.10</b>	<u>James Jones</u>	GNB	WR	GNB 31 MIN 3	<b>FINAL</b>
	3 catches, 51 yds receiving (1 TDs)				
<b>9.00</b>	<u>Neil Rackers</u>	HOU	K	HOU 27 NYJ 30	<b>FINAL</b>
	2 FGs (38,22), 3 PATs1 assist				
<b>5.00</b>	<u>New York Giants</u>	NYG	D/ST	NYG 17 PHI 27	<b>FINAL</b>
	50 tackles, 9 assists, 3 passes defended, 3.0 sacks, 4 FF, 2 FR				
<b>105.02</b>					

### SCORING:

Matt Ryan 12 yd TD pass to Brian Finneran (4.00 pts)  
 Matt Ryan 2 yd TD pass to Justin Peelle (4.00 pts)  
 Matt Ryan 2XP pass to Roddy White (2.00 pts)  
 Maurice Jones-Drew 1 yd rushing TD (6.00 pts)  
 Greg Jennings 11 yd TD pass from Aaron Rodgers (6.00 pts)  
 Greg Jennings 46 yd TD pass from Aaron Rodgers (6.00 pts)  
 Greg Jennings 22 yd TD pass from Aaron Rodgers (6.00 pts)  
 Adam Vinatieri PAT (1.00 pts)  
 Adam Vinatieri PAT (1.00 pts)

### SCORING:

Philip Rivers 6 yd TD pass to Malcom Floyd (4.00 pts)  
 Philip Rivers 40 yd TD pass to Patrick Crayton (4.00 pts)  
 Philip Rivers 57 yd TD pass to Darren Sproles (4.00 pts)  
 Philip Rivers 3 yd TD pass to Jacob Hester (4.00 pts)  
 Peyton Hillis 11 yd TD pass from Colt McCoy (6.00 pts)  
 Malcom Floyd 6 yd TD pass from Philip Rivers (6.00 pts)  
 Miles Austin 3 yd TD pass from Jon Kitna (6.00 pts)  
 Miles Austin 4 yd TD pass from Jon Kitna (6.00 pts)  
 James Jones 3 yd TD pass from Aaron Rodgers (6.00 pts)

# HARGER FANTASY FOOTBALL LEAGUE 2010

## Week 11 – Head to Head

Adam Vinatieri PAT (1.00 pts)  
Adam Vinatieri PAT (1.00 pts)  
Baltimore Ravens 24 yd interception return TD (6.00 pts)  
Baltimore Ravens 23 yd interception return TD (6.00 pts)

### GAME TOTAL BONUSES:

Matt Ryan 253 yards passing (10.12 pts)  
Matt Ryan 8 combined rushing and receiving yds (0.80 pts)  
Maurice Jones-Drew 220 combined rushing and receiving yds (22.00 pts)  
Darren McFadden 30 combined rushing and receiving yds (3.00 pts)  
Greg Jennings 152 combined rushing and receiving yds (15.20 pts)  
Vernon Davis 3 combined rushing and receiving yds (0.30 pts)  
Jacob Tamme 60 combined rushing and receiving yds (6.00 pts)  
Baltimore Ravens 3.0 sacks (3.00 pts)  
Baltimore Ravens 2 interceptions (2.00 pts)

### DEDUCTIONS:

Maurice Jones-Drew 1 interception (-1.00 pts)  
Maurice Jones-Drew 1 fumble lost (-1.00 pts)

### BENCH:

25.80 Mark Sanchez, QB  
1.30 Willis McGahee, RB  
5.10 Michael Bush, RB  
0.00 Ryan Mathews, RB  
6.30 Danny Amendola, WR  
5.50 Johnny Knox, WR  
4.60 Tony Gonzalez, TE  
18.00 Tampa Bay Buccaneers, D/ST

Neil Rackers PAT (1.00 pts)  
Neil Rackers 38 yd FG (3.00 pts)  
Neil Rackers PAT (1.00 pts)  
Neil Rackers PAT (1.00 pts)  
Neil Rackers 22 yd FG (3.00 pts)

### GAME TOTAL BONUSES:

Philip Rivers 233 yards passing (9.32 pts)  
Philip Rivers 6 combined rushing and receiving yds (0.60 pts)  
Chris Johnson 136 combined rushing and receiving yds (13.60 pts)  
Peyton Hillis 143 combined rushing and receiving yds (14.30 pts)  
Malcom Floyd 24 combined rushing and receiving yds (2.40 pts)  
Miles Austin 7 combined rushing and receiving yds (0.70 pts)  
James Jones 51 combined rushing and receiving yds (5.10 pts)  
New York Giants 3.0 sacks (3.00 pts)  
New York Giants 2 fumbles recovered (2.00 pts)

### DEDUCTIONS:

Philip Rivers 1 interception (-1.00 pts)

### BENCH:

12.08 Kyle Orton, QB  
3.20 Shonn Greene, RB  
0.10 Javon Ringer, RB  
8.20 LeGarrette Blount, RB  
16.60 Santana Moss, WR  
3.30 Jabar Gaffney, WR  
11.80 Wes Welker, WR  
6.00 Austin Collie, WR



# HARGER FANTASY FOOTBALL LEAGUE 2010

## Week 11 – Head to Head



VS



<b>18.56</b>	<a href="#">Shaun Hill</a>	DET	QB	DET 19 DAL 35	<b>FINAL</b>
	32-47, 289 yds passing (2 TDs), 1 INTs				
<b>10.70</b>	<a href="#">LaDainian Tomlinson</a>	NYJ	RB	HOU 27 NYJ 30	<b>FINAL</b>
	12 carries, 36 yds rushing 7 catches, 71 yds receiving				
<b>18.70</b>	<a href="#">Michael Turner</a>	ATL	RB	ATL 34 STL 17	<b>FINAL</b>
	28 carries, 131 yds rushing (1 TDs) 1 catch, -4 yds receiving				
<b>10.30</b>	<a href="#">Roddy White</a>	ATL	WR	ATL 34 STL 17	<b>FINAL</b>
	9 catches, 83 yds receiving (1 2XPs)				
<b>31.70</b>	<a href="#">Steve Johnson</a>	BUF	WR	BUF 49 CIN 31	<b>FINAL</b>
	8 catches, 137 yds receiving (3 TDs)				
<b>6.80</b>	<a href="#">Dez Bryant</a>	DAL	WR	DET 19 DAL 35	<b>FINAL</b>
	3 catches, 8 yds receiving (1 TDs)				
<b>3.00</b>	<a href="#">Sebastian Janikowski</a>	OAK	K	OAK 3 PIT 35	<b>FINAL</b>
	1 FG (41)				
<b>3.00</b>	<a href="#">Oakland Raiders</a>	OAK	D/ST	OAK 3 PIT 35	<b>FINAL</b>
	48 tackles, 25 assists, 3 passes defended, 2.0 sacks, 1 FF, 1 FR				
<b>102.76</b>					

<b>14.46</b>	<a href="#">Matt Schaub</a>	HOU	QB	HOU 27 NYJ 30	<b>FINAL</b>
	19-33, 254 yds passing (1 TDs) 1 carry, 3 yds rushing				
<b>1.40</b>	<a href="#">Ahmad Bradshaw</a>	NYG	RB	NYG 17 PHI 27	<b>FINAL</b>
	12 carries, 29 yds rushing, 1 fumble(s) 2 catches, -5 yds receiving, 1 tackle, 1 FF				
<b>10.90</b>	<a href="#">Rashard Mendenhall</a>	PIT	RB	OAK 3 PIT 35	<b>FINAL</b>
	23 carries, 59 yds rushing (1 TDs), 1 fumble(s), 1 tackle				
<b>8.80</b>	<a href="#">Chad Ochocinco</a>	CIN	WR	BUF 49 CIN 31	<b>FINAL</b>
	3 catches, 28 yds receiving (1 TDs)				
<b>3.20</b>	<a href="#">Andre Johnson</a>	HOU	WR	HOU 27 NYJ 30	<b>FINAL</b>
	4 catches, 32 yds receiving				
<b>14.60</b>	<a href="#">Braylon Edwards</a>	NYJ	WR	HOU 27 NYJ 30	<b>FINAL</b>
	4 catches, 86 yds receiving (1 TDs) 1 pass defended				
<b>10.00</b>	<a href="#">Rob Bironas</a>	TEN	K	WAS 19 TEN 16	<b>FINAL</b>
	3 FGs (25,32,40), 1 PAT				
<b>17.00</b>	<a href="#">Chicago Bears</a>	CHI	D/ST	CHI 16 MIA 0	<b>FINAL</b>
	35 tackles, 8 assists, 5 passes defended, 6.0 sacks, 1 INT				
<b>80.36</b>					

### SCORING:

Shaun Hill 9 yd TD pass to Nate Burleson (4.00 pts)  
 Shaun Hill 14 yd TD pass to Calvin Johnson (4.00 pts)  
 Michael Turner 39 yd rushing TD (6.00 pts)  
 Roddy White 2XP pass from Matt Ryan (2.00 pts)  
 Steve Johnson 28 yd TD pass from Ryan Fitzpatrick (6.00 pts)  
 Steve Johnson 11 yd TD pass from Ryan Fitzpatrick (6.00 pts)  
 Steve Johnson 32 yd TD pass from Ryan Fitzpatrick (6.00 pts)  
 Dez Bryant 1 yd TD pass from Jon Kitna (6.00 pts)  
 Sebastian Janikowski 41 yd FG (3.00 pts)

### GAME TOTAL BONUSES:

Shaun Hill 289 yards passing (11.56 pts)  
 LaDainian Tomlinson 107 combined rushing and receiving yds (10.70 pts)

### SCORING:

Matt Schaub 43 yd TD pass to Joel Dreessen (4.00 pts)  
 Rashard Mendenhall 5 yd rushing TD (6.00 pts)  
 Chad Ochocinco 2 yd TD pass from Carson Palmer (6.00 pts)  
 Braylon Edwards 4 yd TD pass from Mark Sanchez (6.00 pts)  
 Rob Bironas PAT (1.00 pts)  
 Rob Bironas 25 yd FG (3.00 pts)  
 Rob Bironas 32 yd FG (3.00 pts)  
 Rob Bironas 40 yd FG (3.00 pts)

### GAME TOTAL BONUSES:

Matt Schaub 254 yards passing (10.16 pts)  
 Matt Schaub 3 combined rushing and receiving yds (0.30 pts)  
 Ahmad Bradshaw 24 combined rushing and receiving yds

## HARGER FANTASY FOOTBALL LEAGUE 2010

### Week 11 – Head to Head

Michael Turner 127 combined rushing and receiving yds (12.70 pts)

Roddy White 83 combined rushing and receiving yds (8.30 pts)

Steve Johnson 137 combined rushing and receiving yds (13.70 pts)

Dez Bryant 8 combined rushing and receiving yds (0.80 pts)

Oakland Raiders 2.0 sacks (2.00 pts)

Oakland Raiders 1 fumble recovered (1.00 pts)

(2.40 pts)

Rashard Mendenhall 59 combined rushing and receiving yds (5.90 pts)

Chad Ochocinco 28 combined rushing and receiving yds (2.80 pts)

Andre Johnson 32 combined rushing and receiving yds (3.20 pts)

Braylon Edwards 86 combined rushing and receiving yds (8.60 pts)

Chicago Bears 6.0 sacks (6.00 pts)

Chicago Bears 0 total points allowed (10.00 pts)

Chicago Bears 1 interception (1.00 pts)

#### **DEDUCTIONS:**

Shaun Hill 1 interception (-1.00 pts)

#### **BENCH:**

15.72 Matt Cassel, QB

27.74 Ryan Fitzpatrick, QB

16.00 BenJarvus Green-Ellis, RB

18.00 Knowshon Moreno, RB

9.50 Keiland Williams, RB

11.70 Nate Washington, WR

0.00 Steve Smith, WR

9.60 Mike Thomas, WR

#### **DEDUCTIONS:**

Ahmad Bradshaw 1 fumble lost (-1.00 pts)

Rashard Mendenhall 1 fumble lost (-1.00 pts)

#### **BENCH:**

1.00 Chester Taylor, RB

2.90 Ronnie Brown, RB

5.10 Marion Barber, RB

16.40 Matt Forte, RB

4.20 Derrick Mason, WR

3.10 Donald Driver, WR

7.20 Lee Evans, WR

11.00 Robbie Gould, K

## HARGER FANTASY FOOTBALL LEAGUE 2010

### Week 11 – Head to Head



VS



<b>15.24</b>	<a href="#">Tom Brady</a>	NWE	QB	IND 28 NWE 31	<b>FINAL</b>
	19-25, 186 yds passing (2 TDs) 4 carries, -2 yds rushing				
<b>6.00</b>	<a href="#">Frank Gore</a>	SFO	RB	TAM 21 SFO 0	<b>FINAL</b>
	12 carries, 23 yds rushing 5 catches, 37 yds receiving				
<b>7.60</b>	<a href="#">Felix Jones</a>	DAL	RB	DET 19 DAL 35	<b>FINAL</b>
	11 carries, 51 yds rushing, 1 fumble(s) 3 catches, 35 yds receiving				
<b>16.70</b>	<a href="#">Reggie Wayne</a>	IND	WR	IND 28 NWE 31	<b>FINAL</b>
	8 catches, 107 yds receiving (1 TDs)				
<b>15.00</b>	<a href="#">Larry Fitzgerald</a>	ARI	WR	ARI 13 KAN 31	<b>FINAL</b>
	6 catches, 90 yds receiving (1 TDs)				
<b>6.50</b>	<a href="#">Hakeem Nicks</a>	NYG	WR	NYG 17 PHI 27	<b>FINAL</b>
	6 catches, 65 yds receiving				
<b>12.00</b>	<a href="#">Nick Folk</a>	NYJ	K	HOU 27 NYJ 30	<b>FINAL</b>
	3 FGs (37,33,30), 1 missed FG (53), 3 PATs				
<b>16.00</b>	<a href="#">Pittsburgh Steelers</a>	PIT	D/ST	OAK 3 PIT 35	<b>FINAL</b>
	51 tackles, 13 assists, 8 passes defensed, 6.0 sacks, 2 INT, 3 FF, 1 FR				
<b>95.04</b>					

#### SCORING:

Tom Brady 22 yd TD pass to Wes Welker (4.00 pts)  
 Tom Brady 8 yd TD pass to Aaron Hernandez (4.00 pts)  
 Reggie Wayne 11 yd TD pass from Peyton Manning (6.00 pts)  
 Larry Fitzgerald 3 yd TD pass from Derek Anderson (6.00 pts)  
 Nick Folk 37 yd FG (3.00 pts)  
 Nick Folk PAT (1.00 pts)  
 Nick Folk 33 yd FG (3.00 pts)

<b>28.84</b>	<a href="#">Peyton Manning</a>	IND	QB	IND 28 NWE 31	<b>FINAL</b>
	38-52, 396 yds passing (4 TDs), 3 INTs				
<b>19.10</b>	<a href="#">Thomas Jones</a>	KAN	RB	ARI 13 KAN 31	<b>FINAL</b>
	15 carries, 71 yds rushing (2 TDs)				
<b>20.00</b>	<a href="#">LeSean McCoy</a>	PHI	RB	NYG 17 PHI 27	<b>FINAL</b>
	14 carries, 111 yds rushing (1 TDs) 5 catches, 29 yds receiving				
<b>4.10</b>	<a href="#">Brandon Marshall</a>	MIA	WR	CHI 16 MIA 0	<b>FINAL</b>
	3 catches, 41 yds receiving				
<b>12.00</b>	<a href="#">Jeremy Maclin</a>	PHI	WR	NYG 17 PHI 27	<b>FINAL</b>
	9 catches, 120 yds receiving				
<b>19.50</b>	<a href="#">Mike Wallace</a>	PIT	WR	OAK 3 PIT 35	<b>FINAL</b>
	1 carry, 19 yds rushing 3 catches, 116 yds receiving (1 TDs)				
<b>5.00</b>	<a href="#">Shaun Suisham</a>	PIT	K	OAK 3 PIT 35	<b>FINAL</b>
	5 PATs				
<b>9.00</b>	<a href="#">Cincinnati Bengals</a>	CIN	D/ST	BUF 49 CIN 31	<b>FINAL</b>
	1 TD, 37 tackles, 16 assists, 8 passes defensed, 1.0 sack, 2 INT				
<b>117.54</b>					

#### SCORING:

Peyton Manning 1 yd TD pass to Gijon Robinson (4.00 pts)  
 Peyton Manning 11 yd TD pass to Reggie Wayne (4.00 pts)  
 Peyton Manning 5 yd TD pass to Blair White (4.00 pts)  
 Peyton Manning 18 yd TD pass to Blair White (4.00 pts)  
 Thomas Jones 1 yd rushing TD (6.00 pts)  
 Thomas Jones 3 yd rushing TD (6.00 pts)  
 LeSean McCoy 50 yd rushing TD (6.00 pts)  
 Mike Wallace 52 yd TD pass from Ben Roethlisberger (6.00 pts)  
 Shaun Suisham PAT (1.00 pts)

# HARGER FANTASY FOOTBALL LEAGUE 2010

## Week 11 – Head to Head

Nick Folk PAT (1.00 pts)  
Nick Folk 30 yd FG (3.00 pts)  
Nick Folk PAT (1.00 pts)

### GAME TOTAL BONUSES:

Tom Brady 186 yards passing (7.44 pts)  
Tom Brady -2 combined rushing and receiving yds (-0.20 pts)  
Frank Gore 60 combined rushing and receiving yds (6.00 pts)  
Felix Jones 86 combined rushing and receiving yds (8.60 pts)  
Reggie Wayne 107 combined rushing and receiving yds (10.70 pts)  
Larry Fitzgerald 90 combined rushing and receiving yds (9.00 pts)  
Hakeem Nicks 65 combined rushing and receiving yds (6.50 pts)  
Pittsburgh Steelers 6.0 sacks (6.00 pts)  
Pittsburgh Steelers 3 total points allowed (7.00 pts)  
Pittsburgh Steelers 2 interceptions (2.00 pts)  
Pittsburgh Steelers 1 fumble recovered (1.00 pts)

### DEDUCTIONS:

Felix Jones 1 fumble lost (-1.00 pts)

### BENCH:

18.44 Donovan McNabb, QB  
11.80 Carnell Williams, RB  
0.00 Jonathan Stewart, RB  
10.80 Donald Brown, RB  
4.60 Steve Smith, WR  
16.50 Patrick Crayton, WR  
0.00 Kenny Britt, WR  
8.80 Aaron Hernandez, TE

Shaun Suisham PAT (1.00 pts)  
Shaun Suisham PAT (1.00 pts)  
Shaun Suisham PAT (1.00 pts)  
Shaun Suisham PAT (1.00 pts)  
Cincinnati Bengals 21 yd interception return TD (6.00 pts)

### GAME TOTAL BONUSES:

Peyton Manning 396 yards passing (15.84 pts)  
Thomas Jones 71 combined rushing and receiving yds (7.10 pts)  
LeSean McCoy 140 combined rushing and receiving yds (14.00 pts)  
Brandon Marshall 41 combined rushing and receiving yds (4.10 pts)  
Jeremy Maclin 120 combined rushing and receiving yds (12.00 pts)  
Mike Wallace 135 combined rushing and receiving yds (13.50 pts)  
Cincinnati Bengals 1.0 sack (1.00 pts)  
Cincinnati Bengals 2 interceptions (2.00 pts)

### DEDUCTIONS:

Peyton Manning 3 interceptions (-3.00 pts)

### BENCH:

0.00 Chad Henne, QB  
3.20 Brandon Jacobs, RB  
0.00 C.J. Spiller, RB  
4.30 Lance Moore, WR  
0.00 Mike Sims-Walker, WR  
0.00 Legedu Naanee, WR  
6.00 Josh Brown, K  
10.00 Green Bay Packers, D/ST

---

# HARGER FANTASY FOOTBALL LEAGUE 2010

## Week 11 – Head to Head



VS



<b>15.04</b>	<a href="#">Joe Flacco</a>	BAL	QB	BAL 37 CAR 13	<b>FINAL</b>
	24-33, 301 yds passing (1 TDs) 1 carry, 0 yds rushing, 1 fumble(s)				
<b>19.10</b>	<a href="#">Ray Rice</a>	BAL	RB	BAL 37 CAR 13	<b>FINAL</b>
	19 carries, 65 yds rushing (1 TDs) 6 catches, 66 yds receiving				
<b>12.30</b>	<a href="#">Terrell Owens</a>	CIN	WR	BUF 49 CIN 31	<b>FINAL</b>
	3 catches, 63 yds receiving (1 TDs), 1 tackle				
<b>23.30</b>	<a href="#">Marques Colston</a>	NOR	WR	SEA 19 NOR 34	<b>FINAL</b>
	8 catches, 113 yds receiving (2 TDs)				
<b>22.90</b>	<a href="#">Dwayne Bowe</a>	KAN	WR	ARI 13 KAN 31	<b>FINAL</b>
	6 catches, 109 yds receiving (2 TDs)				
<b>5.30</b>	<a href="#">DeSean Jackson</a>	PHI	WR	NYG 17 PHI 27	<b>FINAL</b>
	1 carry, 3 yds rushing 5 catches, 50 yds receiving				
<b>14.00</b>	<a href="#">Matt Bryant</a>	ATL	K	ATL 34 STL 17	<b>FINAL</b>
	4 FGs (42,29,24,21), 2 PATs				
<b>5.00</b>	<a href="#">Philadelphia Eagles</a>	PHI	D/ST	NYG 17 PHI 27	<b>FINAL</b>
	43 tackles, 4 assists, 8 passes defensed, 3 INT, 2 FF, 2 FR				
<b>116.94</b>					

### SCORING:

Joe Flacco 56 yd TD pass to T.J. Houshmandzadeh (4.00 pts)  
 Ray Rice 1 yd rushing TD (6.00 pts)  
 Terrell Owens 4 yd TD pass from Carson Palmer (6.00 pts)  
 Marques Colston 23 yd TD pass from Drew Brees (6.00 pts)  
 Marques Colston 22 yd TD pass from Drew Brees (6.00 pts)  
 Dwayne Bowe 1 yd TD pass from Matt Cassel (6.00 pts)  
 Dwayne Bowe 38 yd TD pass from Matt Cassel (6.00 pts)  
 Matt Bryant 42 yd FG (3.00 pts)  
 Matt Bryant PAT (1.00 pts)  
 Matt Bryant 29 yd FG (3.00 pts)  
 Matt Bryant 24 yd FG (3.00 pts)  
 Matt Bryant PAT (1.00 pts)

<b>29.28</b>	<a href="#">Drew Brees</a>	NOR	QB	SEA 19 NOR 34	<b>FINAL</b>
	29-43, 382 yds passing (4 TDs), 2 INTs				
<b>15.10</b>	<a href="#">Mike Goodson</a>	CAR	RB	BAL 37 CAR 13	<b>FINAL</b>
	22 carries, 120 yds rushing 5 catches, 31 yds receiving				
<b>1.70</b>	<a href="#">Jahvid Best</a>	DET	RB	DET 19 DAL 35	<b>FINAL</b>
	3 carries, 2 yds rushing 4 catches, 15 yds receiving				
<b>1.90</b>	<a href="#">Anquan Boldin</a>	BAL	WR	BAL 37 CAR 13	<b>FINAL</b>
	1 fumble(s) 3 catches, 29 yds receiving, 1 tackle				
<b>2.40</b>	<a href="#">Mario Manningham</a>	NYG	WR	NYG 17 PHI 27	<b>FINAL</b>
	3 catches, 24 yds receiving				
<b>4.10</b>	<a href="#">Anthony Armstrong</a>	WAS	WR	WAS 19 TEN 16	<b>FINAL</b>
	3 catches, 41 yds receiving				
<b>6.00</b>	<a href="#">Josh Scobee</a>	JAC	K	CLE 20 JAC 24	<b>FINAL</b>
	1 FG (47), 3 PATs				
<b>2.00</b>	<a href="#">New Orleans Saints</a>	NOR	D/ST	SEA 19 NOR 34	<b>FINAL</b>
	51 tackles, 14 assists, 3 passes defensed, 2 FF, 2 FR				
<b>62.48</b>					

### SCORING:

Drew Brees 23 yd TD pass to Marques Colston (4.00 pts)  
 Drew Brees 3 yd TD pass to Robert Meachem (4.00 pts)  
 Drew Brees 22 yd TD pass to Marques Colston (4.00 pts)  
 Drew Brees 32 yd TD pass to Robert Meachem (4.00 pts)  
 Josh Scobee 47 yd FG (3.00 pts)  
 Josh Scobee PAT (1.00 pts)  
 Josh Scobee PAT (1.00 pts)  
 Josh Scobee PAT (1.00 pts)

# HARGER FANTASY FOOTBALL LEAGUE 2010

## Week 11 – Head to Head

Matt Bryant 21 yd FG (3.00 pts)

### GAME TOTAL BONUSES:

Joe Flacco 301 yards passing (12.04 pts)

Ray Rice 131 combined rushing and receiving yds (13.10 pts)

Terrell Owens 63 combined rushing and receiving yds (6.30 pts)

Marques Colston 113 combined rushing and receiving yds (11.30 pts)

Dwayne Bowe 109 combined rushing and receiving yds (10.90 pts)

DeSean Jackson 53 combined rushing and receiving yds (5.30 pts)

Philadelphia Eagles 3 interceptions (3.00 pts)

Philadelphia Eagles 2 fumbles recovered (2.00 pts)

### DEDUCTIONS:

Joe Flacco 1 fumble lost (-1.00 pts)

### BENCH:

14.94 Josh Freeman, QB

6.10 Steven Jackson, RB

6.60 Brandon Jackson, RB

2.80 Hines Ward, WR

1.50 Michael Crabtree, WR

11.40 Mike Williams, WR

13.00 Graham Gano, K

0.00 Arizona Cardinals, D/ST

### GAME TOTAL BONUSES:

Drew Brees 382 yards passing (15.28 pts)

Mike Goodson 151 combined rushing and receiving yds (15.10 pts)

Jahvid Best 17 combined rushing and receiving yds (1.70 pts)

Anquan Boldin 29 combined rushing and receiving yds (2.90 pts)

Mario Manningham 24 combined rushing and receiving yds (2.40 pts)

Anthony Armstrong 41 combined rushing and receiving yds (4.10 pts)

New Orleans Saints 2 fumbles recovered (2.00 pts)

### DEDUCTIONS:

Drew Brees 2 interceptions (-2.00 pts)

Anquan Boldin 1 fumble lost (-1.00 pts)

### BENCH:

34.50 Ben Roethlisberger, QB

0.00 Ryan Torain, RB

21.30 Mike Tolbert, RB

17.20 Nate Burleson, WR

0.90 Davone Bess, WR

0.00 Seyi Ajitutu, WR

4.80 Jason Witten, TE

0.60 Visanthe Shiancoe, TE

# HARGER FANTASY FOOTBALL LEAGUE 2010

## Week 11 – Head to Head



VS



	<a href="#">Michael Vick</a>	PHI	QB		
<b>20.72</b>	24-38, 258 yds passing (1 2XPs) 11 carries, 34 yds rushing (1 TDs), 1 fumble(s)			NYG 17 PHI 27	<b>FINAL</b>
<b>8.80</b>	<a href="#">Adrian Peterson</a>	MIN	RB	GNB 31 MIN 3	<b>FINAL</b>
	14 carries, 72 yds rushing 1 catch, 16 yds receiving				
<b>24.90</b>	<a href="#">Fred Jackson</a>	BUF	RB	BUF 49 CIN 31	<b>FINAL</b>
	21 carries, 116 yds rushing (2 TDs) 3 catches, 13 yds receiving				
<b>10.60</b>	<a href="#">Calvin Johnson</a>	DET	WR	DET 19 DAL 35	<b>FINAL</b>
	6 catches, 46 yds receiving (1 TDs), 1 tackle				
<b>9.20</b>	<a href="#">Steve Breaston</a>	ARI	WR	ARI 13 KAN 31	<b>FINAL</b>
	5 catches, 92 yds receiving				
<b>0.00</b>	<a href="#">Randy McMichael</a>	SDG	TE	DEN 14 SDG 35	<b>FINAL</b>
<b>5.00</b>	<a href="#">Lawrence Tynes</a>	NYG	K	NYG 17 PHI 27	<b>FINAL</b>
	1 FG (24), 2 PATs				
<b>10.00</b>	<a href="#">Tennessee Titans</a>	TEN	D/ST	WAS 19 TEN 16	<b>FINAL</b>
	1 TD, 71 tackles, 23 assists, 5 passes defended, 3.0 sacks, 1 INT, 1 FF				
<b>89.22</b>					

	<a href="#">Aaron Rodgers</a>	GNB	QB		
<b>30.14</b>	22-31, 301 yds passing (4 TDs) 3 carries, 21 yds rushing			GNB 31 MIN 3	<b>FINAL</b>
<b>19.60</b>	<a href="#">Cedric Benson</a>	CIN	RB	BUF 49 CIN 31	<b>FINAL</b>
	25 carries, 124 yds rushing (1 TDs), 1 fumble(s) 3 catches, 22 yds receiving				
<b>12.60</b>	<a href="#">Jamaal Charles</a>	KAN	RB	ARI 13 KAN 31	<b>FINAL</b>
	12 carries, 88 yds rushing 4 catches, 38 yds receiving				
<b>13.80</b>	<a href="#">Brandon Lloyd</a>	DEN	WR	DEN 14 SDG 35	<b>FINAL</b>
	6 catches, 78 yds receiving (1 TDs), 1 tackle				
<b>24.60</b>	<a href="#">Santonio Holmes</a>	NYJ	WR	HOU 27 NYJ 30	<b>FINAL</b>
	7 catches, 126 yds receiving (2 TDs)				
<b>3.00</b>	<a href="#">Percy Harvin</a>	MIN	WR	GNB 31 MIN 3	<b>FINAL</b>
	2 carries, 18 yds rushing 2 catches, 12 yds receiving				
<b>13.00</b>	<a href="#">David Akers</a>	PHI	K	NYG 17 PHI 27	<b>FINAL</b>
	4 FGs (38,24,28,30), 1 missed FG (42), 1 PAT				
<b>11.00</b>	<a href="#">Dallas Cowboys</a>	DAL	D/ST	DET 19 DAL 35	<b>FINAL</b>
	1 TD, 52 tackles, 13 assists, 5 passes defended, 3.0 sacks, 1 INT, 1 FF, 1 FR				
<b>127.74</b>					

### SCORING:

- Michael Vick 4 yd rushing TD (6.00 pts)
- Michael Vick 2XP pass to Jason Avant (2.00 pts)
- Fred Jackson 7 yd rushing TD (6.00 pts)
- Fred Jackson 30 yd rushing TD (6.00 pts)
- Calvin Johnson 14 yd TD pass from Shaun Hill (6.00 pts)
- Lawrence Tynes 24 yd FG (3.00 pts)
- Lawrence Tynes PAT (1.00 pts)
- Lawrence Tynes PAT (1.00 pts)

### SCORING:

- Aaron Rodgers 11 yd TD pass to Greg Jennings (4.00 pts)
- Aaron Rodgers 3 yd TD pass to James Jones (4.00 pts)
- Aaron Rodgers 46 yd TD pass to Greg Jennings (4.00 pts)
- Aaron Rodgers 22 yd TD pass to Greg Jennings (4.00 pts)
- Cedric Benson 1 yd rushing TD (6.00 pts)
- Brandon Lloyd 13 yd pass from Kyle Orton (6.00 pts)
- Santonio Holmes 41 yd TD pass from Mark Sanchez (6.00 pts)
- Santonio Holmes 6 yd TD pass from Mark Sanchez (6.00 pts)

# HARGER FANTASY FOOTBALL LEAGUE 2010

## Week 11 – Head to Head

Tennessee Titans 87 yd punt return TD (6.00 pts)

### GAME TOTAL BONUSES:

Michael Vick 258 yards passing (10.32 pts)

Michael Vick 34 combined rushing and receiving yds (3.40 pts)

Adrian Peterson 88 combined rushing and receiving yds (8.80 pts)

Fred Jackson 129 combined rushing and receiving yds (12.90 pts)

Calvin Johnson 46 combined rushing and receiving yds (4.60 pts)

Steve Breaston 92 combined rushing and receiving yds (9.20 pts)

Tennessee Titans 3.0 sacks (3.00 pts)

Tennessee Titans 1 interception (1.00 pts)

### DEDUCTIONS:

Michael Vick 1 fumble lost (-1.00 pts)

### BENCH:

15.06 David Garrard, QB

0.00 Reggie Bush, RB

25.30 Arian Foster, RB

10.90 Mike Williams, WR

5.60 Sidney Rice, WR

6.20 Pierre Garcon, WR

0.00 Antonio Gates, TE

0.90 Zach Miller, TE

David Akers PAT (1.00 pts)

David Akers 38 yd FG (3.00 pts)

David Akers 24 yd FG (3.00 pts)

David Akers 28 yd FG (3.00 pts)

David Akers 30 yd FG (3.00 pts)

Dallas Cowboys 97 yd punt return TD (6.00 pts)

### GAME TOTAL BONUSES:

Aaron Rodgers 301 yards passing (12.04 pts)

Aaron Rodgers 21 combined rushing and receiving yds (2.10 pts)

Cedric Benson 146 combined rushing and receiving yds (14.60 pts)

Jamaal Charles 126 combined rushing and receiving yds (12.60 pts)

Brandon Lloyd 78 combined rushing and receiving yds (7.80 pts)

Santonio Holmes 126 combined rushing and receiving yds (12.60 pts)

Percy Harvin 30 combined rushing and receiving yds (3.00 pts)

Dallas Cowboys 3.0 sacks (3.00 pts)

Dallas Cowboys 1 interception (1.00 pts)

Dallas Cowboys 1 fumble recovered (1.00 pts)

### DEDUCTIONS:

Cedric Benson 1 fumble lost (-1.00 pts)

### BENCH:

12.08 Eli Manning, QB

0.00 Joseph Addai, RB

0.00 Randy Moss, WR

2.00 Roy Williams, WR

0.00 Vincent Jackson, WR

14.60 Marcedes Lewis, TE

7.00 Mason Crosby, K

2.00 New York Jets, D/ST



## HARGER FANTASY FOOTBALL LEAGUE 2010

### Week 11 – Standings

<b>HFFL2010 Division</b>								
	W	L	T	PCT	PF	PA	DIV	STREAK
<a href="#">The Feds</a>	8	3	0	0.727	984.34	938.36	8 - 3 - 0	Won 7
<a href="#">Pigskin Princess</a>	8	3	0	0.727	924.20	865.66	8 - 3 - 0	Lost 1
<a href="#">The Mighty Warriors</a>	7	4	0	0.636	1127.54	965.66	7 - 4 - 0	Lost 2
<a href="#">JJJammin-On-The-One</a>	6	5	0	0.545	979.50	841.40	6 - 5 - 0	Won 1
<a href="#">NO Mercy</a>	6	5	0	0.545	977.12	961.74	6 - 5 - 0	Lost 1
<a href="#">Doomsday II</a>	6	5	0	0.545	884.86	937.64	6 - 5 - 0	Won 1
<a href="#">The Columbus Knights</a>	5	6	0	0.455	949.96	974.52	5 - 6 - 0	Won 2
<a href="#">Roughriders</a>	4	7	0	0.364	771.50	916.50	4 - 7 - 0	Lost 1
<a href="#">Big Sexy</a>	3	8	0	0.273	866.74	970.12	3 - 8 - 0	Won 1
<a href="#">The General</a>	2	9	0	0.182	889.36	983.52	2 - 9 - 0	Lost 9

### Week 11 Results

<b>Doomsday II</b>	<b>110.42</b>	NO Mercy	105.02
<b>JJJammin-On-The-One</b>	<b>102.76</b>	Pigskin Princess	80.36
The General	95.04	<b>Big Sexy</b>	<b>117.54</b>
<b>The Feds</b>	<b>116.94</b>	Roughriders	62.48
The Mighty Warriors	89.22	<b>The Columbus Knights</b>	<b>127.74</b>

# HARGER FANTASY FOOTBALL LEAGUE 2010

## Week 11 – Starting Points Summary



[Doomsday II](#)

110.42



[NO Mercy](#)

105.02

[GameCast](#) | [GameCenter](#) | **Final**  
 Actual vs Best: [Doomsday II](#) | [NO Mercy](#)  
 High Scorer: [Greg Jennings](#) (33.20 points)

[JJJammin-On-The-One](#)

102.76

[Pigskin Princess](#)

80.36

[GameCast](#) | [GameCenter](#) | **Final**  
 Actual vs Best: [JJJammin-On-The-One](#) | [Pigskin Princess](#)  
 High Scorer: [Steve Johnson](#) (31.70 points)



[The General](#)

95.04



[Big Sexy](#)

117.54

[GameCast](#) | [GameCenter](#) | **Final**  
 Actual vs Best: [The General](#) | [Big Sexy](#)  
 High Scorer: [Peyton Manning](#) (28.84 points)



[The Feds](#)

116.94



[Roughriders](#)

62.48

[GameCast](#) | [GameCenter](#) | **Final**  
 Actual vs Best: [The Feds](#) | [Roughriders](#)  
 High Scorer: [Drew Brees](#) (29.28 points)



[The Mighty Warriors](#)

89.22



[The Columbus Knights](#)

127.74

[GameCast](#) | [GameCenter](#) | **Final**  
 Actual vs Best: [The Mighty Warriors](#) | [The Columbus Knights](#)  
 High Scorer: [Aaron Rodgers](#) (30.14 points)

League Average: 100.752



# Harger Fantasy Football League

## Top Quarterback Scoring

PLAYER	NFL	INJ	BYE	FA	TOTAL	AVG	11	10	9	8	7	6	5	4	3	2	1
Philip Rivers	SDG	-	10		212.28	21.23	24.92	bye	26.10	19.50	16.34	12.96	24.64	17.64	26.40	23.36	20.42
Aaron Rodgers	GNB	-	10		208.44	20.84	30.14	bye	27.66	7.30	19.20	22.92	17.72	19.24	23.64	26.20	14.42
Peyton Manning	IND	-	7		193.76	19.38	28.84	7.40	13.76	19.02	bye	19.18	8.46	20.98	24.90	21.90	29.32
Drew Brees	NOR	-	10		191.96	19.20	29.28	bye	17.12	18.00	18.24	21.72	16.36	14.90	24.60	18.86	12.88
Kyle Orton	DEN	-	9		190.18	19.02	12.08	27.74	bye	18.56	16.02	14.56	20.56	21.74	23.14	19.78	16.00
Matt Ryan	ATL	-	8		176.92	17.69	20.92	25.14	13.90	bye	25.46	16.30	10.98	14.42	19.72	20.60	9.48
Michael Vick	PHI	-	8		176.82	17.68	20.72	49.32	26.12	bye	0.00	0.00	0.00	3.66	32.64	23.06	21.30
Tom Brady	NWE	Q	5		172.78	17.28	15.24	32.30	17.06	13.30	10.46	13.78	bye	10.72	22.68	14.92	22.32
Eli Manning	NYG	-	8		171.70	17.17	12.08	22.62	23.50	bye	25.14	14.98	22.78	5.60	13.64	12.04	19.32
Carson Palmer	CIN	P	6	*	166.40	16.64	16.40	16.68	16.92	14.54	28.48	bye	13.66	20.84	10.60	6.58	21.70
Mark Sanchez	NYJ	P	7		164.64	16.46	25.80	25.36	22.54	10.44	bye	9.82	7.64	14.44	22.14	23.00	3.46
Joe Flacco	BAL	-	8		162.52	16.25	15.04	20.90	19.34	bye	20.90	19.90	15.84	13.34	22.08	7.06	8.12
Ryan Fitzpatrick	BUF	-	6		159.24	15.92	27.74	9.74	14.86	16.22	31.28	bye	21.20	20.52	17.68	0.00	0.00
Josh Freeman	TAM	-	4		157.56	15.76	14.94	18.54	16.16	17.32	16.48	12.96	16.20	bye	7.86	19.42	17.68
Matt Cassel	KAN	-	4		155.46	15.55	15.72	34.06	17.04	11.38	15.72	20.84	6.34	bye	21.70	5.54	7.12
David Garrard	JAC	-	9		148.76	14.88	15.06	25.18	bye	31.60	0.00	0.96	18.02	24.92	6.40	6.82	19.80
Matt Schaub	HOU	P	7		148.06	14.81	14.46	21.96	9.78	10.14	bye	20.50	5.74	15.78	11.64	31.08	6.98
Donovan McNabb	WAS	P	9		147.58	14.76	18.44	16.80	bye	15.90	9.80	11.94	18.28	11.90	14.94	21.04	8.54
Sam Bradford	STL	-	9	*	137.32	13.73	18.02	15.14	bye	15.84	12.24	12.72	6.60	19.36	12.60	13.68	11.12
Jay Cutler	CHI	-	8	*	135.76	13.58	8.04	21.88	20.42	bye	10.24	13.50	0.00	-0.32	15.54	23.38	23.08
Shaun Hill	DET	P	7	*	124.74	12.47	18.56	16.02	0.00	0.00	bye	7.64	21.98	24.54	11.88	23.00	1.12
Matt Hasselbeck	SEA	P	5	*	124.70	12.47	19.84	17.32	0.00	5.52	11.78	13.38	bye	5.94	12.30	18.42	20.20
Ben Roethlisberger	PIT	-	5		120.66	12.07	34.50	27.68	10.82	6.70	19.18	21.78	bye	0.00	0.00	0.00	0.00
Chad Henne	MIA	Q	5		112.40	11.24	0.00	12.90	7.54	6.98	13.28	17.14	bye	17.20	21.62	8.56	7.18
Brett Favre	MIN	P	4	*	108.86	10.89	7.32	6.70	23.94	9.36	9.48	7.72	19.66	bye	9.84	5.00	9.84
Tony Romo	DAL	O	4	*	106.10	10.61	0.00	0.00	0.00	0.00	5.56	23.00	26.14	bye	19.26	16.86	15.28
Vince Young	TEN	X	9	*	95.70	9.57	7.60	7.08	bye	18.42	0.00	6.44	17.12	12.72	9.32	0.84	16.16
Jon Kitna	DAL	-	4		94.62	9.46	27.88	24.58	9.32	16.36	16.48	0.00	0.00	bye	0.00	0.00	0.00
Alex Smith	SFO	-	9	*	94.46	9.45	0.00	0.00	bye	0.00	9.16	15.64	22.96	9.62	12.28	17.80	7.00
Derek Anderson	ARI	-	6	*	93.54	9.35	15.80	16.88	12.76	11.36	3.84	bye	0.24	0.56	11.88	4.44	15.78
Jason Campbell	OAK	-	10	*	83.98	8.40	1.80	bye	12.16	20.80	17.66	3.42	11.06	0.00	0.00	4.38	12.70
Kevin Kolb	PHI	-	8	*	65.00	6.50	0.00	-0.10	0.00	bye	12.04	24.14	14.82	13.14	0.00	0.00	0.96
Colt McCoy	CLE	D	8	*	64.00	6.40	16.54	13.30	14.96	bye	3.76	15.44	0.00	0.00	0.00	0.00	0.00
Matthew Stafford	DET	O	7	*	52.50	5.25	0.00	0.00	24.70	25.48	bye	0.00	0.00	0.00	0.00	0.00	2.32
Troy Smith	SFO	-	9	*	46.90	4.69	9.42	19.44	bye	18.04	0.00	0.00	0.00	0.00	0.00	0.00	0.00
Bruce Gradkowski	OAK	-	10	*	46.38	4.64	4.12	bye	0.00	0.00	0.00	0.00	0.56	17.72	14.50	9.48	0.00
Matt Moore	CAR	X	6	*	44.78	4.48	0.00	0.00	0.52	9.26	19.62	bye	-0.60	0.00	0.00	7.20	8.78
Seneca Wallace	CLE	-	8	*	43.52	4.35	0.00	0.00	0.00	bye	0.00	0.00	9.56	10.86	9.64	12.56	0.90
Kerry Collins	TEN	Q	9	*	42.32	4.23	0.00	2.04	bye	2.08	20.04	8.30	0.00	0.00	0.00	9.86	0.00
Jimmy Clausen	CAR	P	6	*	29.34	2.93	0.36	8.74	1.98	-1.00	0.00	bye	1.44	10.94	5.52	1.36	0.00
Charlie Batch	PIT	-	5	*	26.08	2.61	0.00	0.00	0.00	0.00	0.00	0.00	bye	5.04	20.04	1.00	0.00
Tim Tebow	DEN	-	9	*	24.92	2.49	0.00	10.32	bye	6.10	0.00	8.30	0.00	0.00	0.00	0.00	0.20
Trent Edwards	JAC	-	9	*	19.24	1.92	0.00	0.00	bye	0.00	0.00	5.20	0.00	0.00	0.00	3.28	10.76
Tyler Thigpen	MIA	-	5	*	17.04	1.70	9.18	7.06	0.00	0.00	0.00	0.00	bye	0.80	0.00	0.00	0.00
Todd Bouman	JAC	-	9	*	15.68	1.57	0.00	0.00	bye	0.00	15.68	0.00	0.00	0.00	0.00	0.00	0.00
Drew Stanton	DET	-	7	*	14.62	1.46	0.00	0.00	0.60	0.00	bye	13.88	0.14	0.00	0.00	0.00	0.00
Jake Delhomme	CLE	-	8	*	13.06	1.31	0.00	0.00	0.00	bye	0.00	0.00	1.88	0.00	0.00	0.00	11.18
Dennis Dixon	PIT	X	5	*	11.36	1.14	0.00	0.00	0.00	0.00	0.00	0.00	bye	0.00	0.00	2.52	8.84
Max Hall	ARI	-	6	*	10.90	1.09	0.00	0.00	0.00	4.34	-0.56	bye	5.72	2.28	0.00	-0.88	0.00
Tarvaris Jackson	MIN	-	4	*	10.74	1.07	0.00	0.00	0.00	10.74	0.00	0.00	0.00	bye	0.00	0.00	0.00
Brian St. Pierre	CAR	P	6	*	8.92	0.89	8.92	0.00	0.00	0.00	0.00	bye	0.00	0.00	0.00	0.00	0.00
Josh Johnson	TAM	-	4	*	7.70	0.77	0.98	1.40	0.00	0.00	0.00	1.78	0.16	bye	3.38	0.00	0.00
Charlie Whitehurst	SEA	-	5	*	7.44	0.74	0.00	0.72	6.72	0.00	0.00	0.00	bye	0.00	0.00	0.00	0.00
Luke McCown	JAC	X	9	*	5.20	0.52	0.00	0.00	bye	0.00	0.00	0.00	0.00	0.00	0.00	5.20	0.00
Caleb Hanie	CHI	-	8	*	2.10	0.21	0.00	0.00	0.00	bye	0.00	0.00	0.66	1.44	0.00	0.00	0.00
Tony Pike	CAR	P	6	*	1.88	0.19	0.00	0.00	1.88	0.00	0.00	bye	0.00	0.00	0.00	0.00	0.00
David Carr	SFO	-	9	*	1.68	0.17	0.00	0.00	bye	0.00	1.68	0.00	0.00	0.00	0.00	0.00	0.00
Chase Daniel	NOR	-	10	*	1.60	0.16	0.00	bye	1.60	0.00	0.00	0.00	0.00	0.00	0.00	0.00	0.00
Rusty Smith	TEN	-	9	*	1.48	0.15	1.48	0.00	bye	0.00	0.00	0.00	0.00	0.00	0.00	0.00	0.00
Kyle Boller	OAK	-	10	*	1.10	0.11	0.00	bye	0.00	0.00	1.10	0.00	0.00	0.00	0.00	0.00	0.00
Chad Pennington	MIA	X	5	*	0.76	0.08	0.00	0.76	0.00	0.00	0.00	0.00	bye	0.00	0.00	0.00	0.00
Rex Grossman	WAS	-	9	*	0.76	0.08	0.00	0.00	bye	0.76	0.00	0.00	0.00	0.00	0.00	0.00	0.00
Jordan Palmer	CIN	-	6	*	0.72	0.07	0.72	0.00	0.00	0.00	0.00	bye	0.00	0.00	0.00	0.00	0.00
Matt Flynn	GNB	-	10	*	0.70	0.07	0.70	bye	0.00	0.00	0.00	0.00	0.00	0.00	0.00	0.00	0.00
Mark Brunell	NYJ	-	7	*	0.28	0.03	0.00	0.00	0.00	0.00	bye	0.00	0.00	0.28	0.00	0.00	0.00
Billy Volek	SDG	-	10	*	0.02	0.00	0.00	bye	0.00	0.00	0.00	0.00	0.00	0.12	0.00	-0.10	0.00
Daunte Culpepper	DET	-	7	*	0.00	0.00	0.00	0.00	0.00	0.00	bye	0.00	0.00	0.00	0.00	0.00	0.00
Jeff Garcia	PHI	-	8	*	0.00	0.00	0.00	0.00	0.00	bye	0.00	0.00	0.00	0.00	0.00	0.00	0.00
Chris Redman	ATL	-	8	*	0.00	0.00	0.00	0.00	0.00	bye	0.00	0.00	0.00	0.00	0.00	0.00	0.00
Marc Bulger	BAL	-	8	*	0.00	0.00	0.00	0.00	0.00	bye	0.00	0.00	0.00	0.00	0.00	0.00	0.00
A.J. Feeley	STL	-	9	*	0.00	0.00	0.00	0.00	bye	0.00	0.00	0.00	0.00	0.00	0.00	0.00	0.00
J.T. O'Sullivan	SDG	-	10	*	0.00	0.00	0.00	bye	0.00	0.00	0.00	0.00	0.00	0.00	0.00	0.00	0.00
Josh McCown	CAR	-	6	*	0.00	0.00	0.00	0.00	0.00	0.00	bye	0.00	0.00	0.00	0.00	0.00	0.00
Joey Harrington	NOR	-	10	*	0.00	0.00	0.00	bye	0.00	0.00	0.00	0.00	0.00	0.00	0.00	0.00	0.00
Patrick Ramsey	MIA	-	5	*	0.00	0.00	0.00	0.00	0.00	0.00	0.00	0.00	bye	0.00	0.00	0.00	0.00
Byron Leftwich	PIT	-	5	*	0.00	0.00	0.00	0.00	0.00	0.00	0.00	0.00	bye	0.00	0.00	0.00	0.00



# Harger Fantasy Football League

## Top Quarterback Scoring

PLAYER	NFL	INJ	BYE	FA	TOTAL	AVG	11	10	9	8	7	6	5	4	3	2	1
Chris Simms	TEN	-	9	*	0.00	0.00	0.00	0.00	bye	0.00	0.00	0.00	0.00	0.00	0.00	0.00	0.00
J.P. Losman	SEA	-	5	*	0.00	0.00	0.00	0.00	0.00	0.00	0.00	0.00	bye	0.00	0.00	0.00	0.00
Jim Sorgi	NYG	X	8	*	0.00	0.00	0.00	0.00	0.00	bye	0.00	0.00	0.00	0.00	0.00	0.00	0.00
Charlie Frye	OAK	X	10	*	0.00	0.00	0.00	bye	0.00	0.00	0.00	0.00	0.00	0.00	0.00	0.00	0.00
Dan Orlovsky	HOU	-	7	*	0.00	0.00	0.00	0.00	0.00	0.00	bye	0.00	0.00	0.00	0.00	0.00	0.00
Matt Leinart	HOU	-	7	*	0.00	0.00	0.00	0.00	0.00	0.00	bye	0.00	0.00	0.00	0.00	0.00	0.00
Kellen Clemens	NYJ	-	7	*	0.00	0.00	0.00	0.00	0.00	0.00	bye	0.00	0.00	0.00	0.00	0.00	0.00
Brodie Croyle	KAN	-	4	*	0.00	0.00	0.00	0.00	0.00	0.00	0.00	0.00	bye	0.00	0.00	0.00	0.00
D.J. Shockley	ATL	-	8	*	0.00	0.00	0.00	0.00	0.00	bye	0.00	0.00	0.00	0.00	0.00	0.00	0.00
JaMarcus Russell	OAK	-	10	*	0.00	0.00	0.00	bye	0.00	0.00	0.00	0.00	0.00	0.00	0.00	0.00	0.00
Brady Quinn	DEN	-	9	*	0.00	0.00	0.00	0.00	bye	0.00	0.00	0.00	0.00	0.00	0.00	0.00	0.00
John Beck	WAS	-	9	*	0.00	0.00	0.00	0.00	bye	0.00	0.00	0.00	0.00	0.00	0.00	0.00	0.00
Jeff Rowe	NWE	-	5	*	0.00	0.00	0.00	0.00	0.00	0.00	0.00	bye	0.00	0.00	0.00	0.00	0.00
Tyler Palko	KAN	-	4	*	0.00	0.00	0.00	0.00	0.00	0.00	0.00	0.00	bye	0.00	0.00	0.00	0.00
Matt Gutierrez	CHI	-	8	*	0.00	0.00	0.00	0.00	0.00	bye	0.00	0.00	0.00	0.00	0.00	0.00	0.00
Brian Brohm	BUF	-	6	*	0.00	0.00	0.00	0.00	0.00	0.00	bye	0.00	0.00	0.00	0.00	0.00	0.00
Kevin O'Connell	NYJ	X	7	*	0.00	0.00	0.00	0.00	0.00	0.00	bye	0.00	0.00	0.00	0.00	0.00	0.00
John David Booty	HOU	-	7	*	0.00	0.00	0.00	0.00	0.00	0.00	bye	0.00	0.00	0.00	0.00	0.00	0.00
Erik Ainge	NYJ	-	7	*	0.00	0.00	0.00	0.00	0.00	0.00	bye	0.00	0.00	0.00	0.00	0.00	0.00
Colt Brennan	OAK	-	10	*	0.00	0.00	0.00	bye	0.00	0.00	0.00	0.00	0.00	0.00	0.00	0.00	0.00
Brett Ratliff	CLE	-	8	*	0.00	0.00	0.00	0.00	0.00	bye	0.00	0.00	0.00	0.00	0.00	0.00	0.00
Pat White	MIA	-	5	*	0.00	0.00	0.00	0.00	0.00	0.00	0.00	bye	0.00	0.00	0.00	0.00	0.00
Stephen McGee	DAL	-	4	*	0.00	0.00	0.00	0.00	0.00	0.00	0.00	0.00	bye	0.00	0.00	0.00	0.00
Rhett Bomar	NYG	-	8	*	0.00	0.00	0.00	0.00	0.00	bye	0.00	0.00	0.00	0.00	0.00	0.00	0.00
Nate Davis	SFO	-	9	*	0.00	0.00	0.00	0.00	bye	0.00	0.00	0.00	0.00	0.00	0.00	0.00	0.00
Tom Brandstater	MIA	-	5	*	0.00	0.00	0.00	0.00	0.00	0.00	0.00	0.00	bye	0.00	0.00	0.00	0.00
Mike Teel	CHI	-	8	*	0.00	0.00	0.00	0.00	0.00	bye	0.00	0.00	0.00	0.00	0.00	0.00	0.00
Keith Null	CAR	-	6	*	0.00	0.00	0.00	0.00	0.00	0.00	0.00	bye	0.00	0.00	0.00	0.00	0.00
Curtis Painter	IND	-	7	*	0.00	0.00	0.00	0.00	0.00	0.00	bye	0.00	0.00	0.00	0.00	0.00	0.00
Richard Bartel	WAS	-	9	*	0.00	0.00	0.00	0.00	bye	0.00	0.00	0.00	0.00	0.00	0.00	0.00	0.00
Drew Willy	IND	-	7	*	0.00	0.00	0.00	0.00	0.00	0.00	bye	0.00	0.00	0.00	0.00	0.00	0.00
Mike Kafka	PHI	-	8	*	0.00	0.00	0.00	0.00	0.00	bye	0.00	0.00	0.00	0.00	0.00	0.00	0.00
John Skelton	ARI	-	6	*	0.00	0.00	0.00	0.00	0.00	0.00	0.00	bye	0.00	0.00	0.00	0.00	0.00
Jonathan Crompton	NWE	-	5	*	0.00	0.00	0.00	0.00	0.00	0.00	0.00	0.00	bye	0.00	0.00	0.00	0.00
Dan LeFevour	CIN	-	6	*	0.00	0.00	0.00	0.00	0.00	0.00	0.00	bye	0.00	0.00	0.00	0.00	0.00
Joe Webb	MIN	-	4	*	0.00	0.00	0.00	0.00	0.00	0.00	0.00	0.00	bye	0.00	0.00	0.00	0.00
Levi Brown	BUF	-	6	*	0.00	0.00	0.00	0.00	0.00	0.00	0.00	bye	0.00	0.00	0.00	0.00	0.00
Sean Canfield	NOR	-	10	*	0.00	0.00	0.00	bye	0.00	0.00	0.00	0.00	0.00	0.00	0.00	0.00	0.00
Zac Robinson	DET	-	7	*	0.00	0.00	0.00	0.00	0.00	0.00	bye	0.00	0.00	0.00	0.00	0.00	0.00
Jevan Snead	TAM	-	4	*	0.00	0.00	0.00	0.00	0.00	0.00	0.00	0.00	bye	0.00	0.00	0.00	0.00
Jarrett Brown	SFO	-	9	*	0.00	0.00	0.00	0.00	bye	0.00	0.00	0.00	0.00	0.00	0.00	0.00	0.00
Tim Hiller	IND	-	7	*	0.00	0.00	0.00	0.00	0.00	0.00	bye	0.00	0.00	0.00	0.00	0.00	0.00
Hunter Cantwell	BAL	-	8	*	0.00	0.00	0.00	0.00	0.00	bye	0.00	0.00	0.00	0.00	0.00	0.00	0.00
Sage Rosenfels	NYG	-	8	*	-0.30	-0.03	0.00	0.00	-0.30	bye	0.00	0.00	0.00	0.00	0.00	0.00	0.00
Brian Hoyer	NWE	-	5	*	-1.30	-0.13	0.00	0.00	-1.10	0.00	0.00	0.00	bye	-0.20	0.00	0.00	0.00
Todd Collins	CHI	-	8	*	-1.36	-0.14	0.00	0.00	0.00	bye	0.00	0.00	-2.72	0.44	0.92	0.00	0.00



# Harger Fantasy Football League

## Top Running Back Scoring

PLAYER	NFL	INJ	BYE	FA	TOTAL	AVG	11	10	9	8	7	6	5	4	3	2	1	
Arian Foster	HOU	-	7		214.00	21.40	25.30	12.00	31.70	22.70	bye	21.70	2.70	30.70	11.60	13.80	41.80	
Adrian Peterson	MIN	-	4		175.70	17.57	8.80	7.50	26.40	20.20	23.20	13.10	10.80	bye	31.00	24.60	10.10	
Peyton Hillis	CLE	-	8		169.02	16.90	20.30	15.90	33.00	bye	13.52	9.00	12.70	17.00	24.00	12.10	11.50	
Chris Johnson	TEN	-	9		159.10	15.91	13.60	18.40	bye	14.30	7.30	19.10	25.20	5.40	24.50	4.30	27.00	
Frank Gore	SFO	T	9		153.30	15.33	6.00	21.40	bye	18.50	15.90	14.90	11.30	13.70	14.50	28.80	8.30	
LeSean McCoy	PHI	P	8		151.70	15.17	20.00	15.40	10.30	bye	10.20	8.50	19.80	16.40	6.10	30.80	14.20	
Maurice Jones-Drew	JAC	Q	9		147.10	14.71	26.00	24.30	bye	14.80	18.10	6.50	9.30	24.10	8.90	3.80	11.30	
Darren McFadden	OAK	-	10		137.90	13.79	3.00	bye	10.40	13.50	43.60	0.00	0.00	12.90	18.20	15.30	21.00	
Rashard Mendenhall	PIT	-	5		137.90	13.79	10.90	5.50	19.00	14.50	4.30	15.90	bye	20.80	20.30	7.20	19.50	
Jamaal Charles	KAN	-	4		137.40	13.74	12.60	18.10	10.00	23.80	13.10	11.70	9.10	bye	15.40	7.60	16.00	
Matt Forte	CHI	-	8		131.80	13.18	16.40	7.80	8.10	bye	6.30	11.10	30.80	3.30	4.30	12.60	31.10	
Ahmad Bradshaw	NYG	-	8		131.40	13.14	1.40	13.50	21.20	bye	12.80	14.30	8.90	19.30	16.80	8.90	14.30	
LaDainian Tomlinson	NYJ	-	7		129.90	12.99	10.70	11.00	10.20	8.30	bye	18.70	10.70	27.50	14.80	10.20	7.80	
Michael Turner	ATL	-	8		129.30	12.93	18.70	3.90	22.70	bye	26.40	4.90	14.00	7.80	18.50	7.50	4.90	
Ray Rice	BAL	-	8		125.50	12.55	19.10	10.20	18.00	bye	7.30	12.60	27.90	2.90	9.60	11.70	6.20	
Steven Jackson	STL	-	9		123.40	12.34	6.10	20.80	bye	6.30	14.50	17.10	12.60	12.40	12.40	12.50	8.70	
Cedric Benson	CIN	-	6		115.30	11.53	19.60	4.10	13.40	8.10	6.60	bye	18.30	6.00	21.00	7.80	10.40	
Mike Tolbert	SDG	-	10		112.70	11.27	21.30	bye	5.40	15.00	7.80	6.30	8.50	16.30	8.00	21.50	2.60	
Jahvid Best	DET	P	7		105.50	10.55	1.70	3.90	8.80	7.90	bye	4.70	10.40	7.40	3.90	41.20	15.60	
BenJarvus Green-Ellis	NWE	-	5		104.50	10.45	16.00	12.30	1.40	24.30	8.40	8.00	bye	13.60	16.40	1.90	2.20	
Knowshon Moreno	DEN	-	9		100.50	10.05	18.00	21.60	bye	5.90	21.00	3.80	0.00	0.00	0.00	17.80	12.40	
Thomas Jones	KAN	-	4		98.40	9.84	19.10	2.20	3.20	8.20	18.50	17.00	1.90	bye	15.60	8.80	3.90	
Fred Jackson	BUF	-	6		98.00	9.80	24.90	28.00	8.60	7.50	7.70	bye	6.60	2.10	0.80	9.90	1.90	
Brandon Jackson	GNB	-	10		95.90	9.59	6.60	bye	18.80	7.20	16.40	8.20	14.00	3.40	3.90	9.90	7.50	
Danny Woodhead	NWE	-	5		76.90	7.69	15.00	3.30	9.20	11.80	5.20	11.50	bye	10.70	10.20	0.00	0.00	
Ronnie Brown	MIA	-	5		76.30	7.63	2.90	7.10	15.90	6.80	3.40	7.50	bye	5.60	5.30	7.30	14.50	
Michael Bush	OAK	-	10		74.20	7.42	5.10	bye	1.70	16.60	12.50	5.90	19.50	11.60	1.30	0.00	0.00	
Jason Snelling	ATL	-	8	*	74.00	7.40	2.80	12.70	3.90	bye	1.90	2.70	2.00	3.60	7.00	36.60	0.80	
Brandon Jacobs	NYG	-	8		73.60	7.36	3.20	2.80	7.80	bye	12.50	15.50	10.10	12.60	1.80	0.80	6.50	
Carnell Williams	TAM	-	4		73.40	7.34	11.80	14.50	2.20	3.60	10.60	7.10	3.30	bye	4.60	5.90	9.80	
Felix Jones	DAL	Q	4		73.10	7.31	7.60	19.60	1.60	3.60	6.20	9.30	12.60	bye	4.30	1.90	6.40	
Justin Forsett	SEA	-	5	*	72.80	7.28	4.30	15.50	0.40	3.70	7.20	13.60	bye	7.50	9.40	5.20	6.00	
Tim Hightower	ARI	-	6	*	69.90	6.99	8.60	12.20	3.90	1.10	5.30	bye	0.60	2.40	4.00	18.40	13.40	
Joseph Addai	IND	D	7		69.40	6.94	0.00	0.00	0.00	0.00	bye	17.80	8.90	20.20	3.90	11.30	7.30	
LeGarrette Blount	TAM	-	4		68.00	6.80	8.20	15.10	4.60	23.90	7.20	0.00	0.30	bye	8.70	0.00	0.00	
Ryan Torain	WAS	O	9		67.60	6.76	0.00	0.00	bye	8.90	11.50	22.90	6.70	13.00	4.60	0.00	0.00	
Keiland Williams	WAS	-	9		65.70	6.57	9.50	31.90	bye	11.30	0.00	9.10	1.00	0.00	1.40	1.50	0.00	
Shonn Greene	NYJ	-	7		60.30	6.03	3.20	9.40	5.50	3.20	bye	4.30	11.70	11.70	3.60	6.00	1.70	
Willis McGahee	BAL	-	8		57.60	5.76	1.30	0.40	12.60	bye	13.40	0.00	12.70	9.10	2.90	1.00	4.20	
Ricky Williams	MIA	-	5	*	57.50	5.75	1.30	7.00	0.10	10.90	4.80	6.30	bye	16.10	2.80	2.00	6.20	
Darren Sproles	SDG	-	10	*	57.50	5.75	13.40	bye	0.90	13.70	7.70	5.70	3.30	0.70	1.60	10.00	0.50	
Marshawn Lynch	SEA	-	5	*	57.50	5.75	3.50	12.20	4.80	0.70	8.90	11.30	bye	-0.20	8.60	6.40	1.30	
Ryan Mathews	SDG	D	10		56.10	5.61	0.00	bye	5.00	11.40	2.20	7.60	5.90	12.80	0.00	4.50	6.70	
Chris Ivory	NOR	P	10	*	53.80	5.38	15.90	bye	5.00	0.70	4.80	17.50	3.90	5.70	0.30	0.00	0.00	
DeAngelo Williams	CAR	X	6	*	47.20	4.72	0.00	0.00	0.00	0.00	5.30	bye	5.90	16.00	6.40	7.40	6.20	
Marion Barber	DAL	-	4		45.50	4.55	5.10	4.50	1.40	7.60	1.30	4.60	1.90	bye	12.00	3.10	4.00	
Donald Brown	IND	-	7		45.10	4.51	10.80	5.00	9.70	2.90	bye	0.00	0.00	0.00	1.20	14.80	0.70	
Mike Goodson	CAR	-	6		44.40	4.44	15.10	10.30	4.70	1.70	-0.50	bye	0.00	0.00	4.70	5.30	3.10	
Chris Wells	ARI	-	6	*	41.50	4.15	3.90	0.00	-0.20	12.40	11.40	bye	4.00	2.50	7.50	0.00	0.00	
Clinton Portis	WAS	X	9	*	40.20	4.02	4.60	0.00	bye	0.00	0.00	0.00	0.00	8.10	5.80	15.30	6.40	
Ladell Betts	NOR	O	10	*	40.10	4.01	3.70	bye	9.20	0.80	4.80	8.60	6.00	7.00	0.00	0.00	0.00	
Jonathan Stewart	CAR	P	6		39.30	3.93	0.00	0.00	2.00	3.80	2.90	bye	3.40	13.60	8.10	4.30	1.20	
Derrick Ward	HOU	-	7	*	38.40	3.84	0.00	1.10	1.20	1.40	bye	13.00	7.30	14.00	0.40	0.00	0.00	
Chester Taylor	CHI	-	8		37.60	3.76	1.00	4.10	8.70	bye	3.00	3.50	5.40	2.20	0.90	1.50	7.30	
LaRod Stephens-Howling	ARI	T	6	*	35.90	3.59	0.00	1.40	6.90	10.10	1.30	bye	0.80	0.40	6.00	2.50	6.50	
C.J. Spiller	BUF	Q	6		35.50	3.55	0.00	1.40	2.50	4.50	2.30	bye	3.40	1.50	15.90	2.60	1.40	
Pierre Thomas	NOR	O	10	*	34.00	3.40	0.00	bye	0.00	0.00	0.00	0.00	0.00	0.00	9.10	10.30	14.60	
John Kuhn	GNB	-	10	*	32.20	3.22	0.00	bye	6.20	2.10	1.20	0.90	1.70	3.90	5.10	3.60	7.50	
Correll Buckhalter	DEN	-	9	*	31.60	3.16	0.90	0.90	bye	2.30	0.00	2.00	2.50	10.10	4.50	7.90	0.50	
Jerome Harrison	PHI	-	8	*	31.30	3.13	0.00	18.40	0.60	bye	0.00	0.00	0.60	0.00	0.00	5.80	5.90	
Earnest Graham	TAM	-	4	*	30.80	3.08	0.70	0.00	0.00	0.40	0.00	0.00	12.50	bye	7.00	9.40	0.80	
Kenneth Darby	STL	-	9	*	26.60	2.66	0.00	0.60	bye	0.60	3.80	0.00	1.70	8.00	11.70	0.00	0.20	
Mike Hart	IND	Q	7	*	26.10	2.61	0.00	0.00	0.00	10.30	bye	4.30	11.50	-0.40	0.00	0.40	0.00	
Javon Ringer	TEN	-	9	*	25.90	2.59	0.10	0.80	bye	0.30	0.90	5.00	1.40	5.00	3.00	0.10	9.30	
Mewelde Moore	PIT	-	5	*	25.60	2.56	1.90	13.30	1.30	1.90	5.90	0.10	bye	0.00	0.80	0.10	0.30	
Javarris James	IND	Q	7	*	24.90	2.49	2.70	8.60	13.20	0.40	bye	0.00	0.00	0.00	0.00	0.00	0.00	
Kevin Smith	DET	X	7	*	24.80	2.48	0.00	6.00	3.70	6.70	bye	1.70	3.30	3.40	0.00	0.00	0.00	
Isaac Redman	PIT	-	5	*	24.00	2.40	10.30	0.00	0.20	1.90	0.90	3.10	bye	0.60	4.00	1.10	1.90	
Jacob Hester	SDG	P	10	*	22.70	2.27	7.60	bye	3.50	1.80	0.20	0.90	2.20	5.00	0.20	0.70	0.60	
Leon Washington	SEA	-	5	*	20.60	2.06	0.90	0.00	-1.00	2.90	0.00	0.00	bye	2.90	12.00	1.70	1.20	
Toby Gerhart	MIN	-	4	*	20.50	2.05	3.40	3.70	0.90	6.70	3.00	0.40	0.70	bye	0.20	1.50	0.00	
Marcel Reece	OAK	-	10	*	19.60	1.96	0.20	bye	1.20	18.20	0.00	0.00	0.00	0.00	0.00	0.00	0.00	
Brian Leonard	CIN	-	6	*	19.10	1.91	2.30	5.00	1.40	0.20	0.00	0.00	bye	0.90	7.10	2.20	0.00	0.00
Rashad Jennings	JAC	-	9	*	18.60	1.86	1.20	0.80	bye	0.00	0.00	0.00	0.00	1.50	3.30	8.80	3.00	
Julius Jones	NOR	-	10	*	18.50	1.85	1.20	bye	6.20	3.60	0.70	3.80	0.00	0.00	0.00	1.20	1.80	
Le'Ron McClain	BAL	-	8	*	16.90	1.69	1.60	0.50	1.70	bye	3.50	1.10	2.40	2.00	2.20	0.80	1.10	



# Harger Fantasy Football League

## Top Running Back Scoring

PLAYER	NFL	INJ	BYE	FA	TOTAL	AVG	11	10	9	8	7	6	5	4	3	2	1
Bernard Scott	CIN	-	6	*	15.10	1.51	-0.90	0.80	-1.00	2.20	5.70	bye	-0.60	0.70	1.50	1.70	5.00
Mike Sellers	WAS	-	9	*	14.40	1.44	0.60	2.80	bye	0.00	1.50	1.70	2.20	0.50	1.10	3.80	0.20
Reggie Bush	NOR	Q	10		14.10	1.41	0.00	bye	0.00	0.00	0.00	0.00	0.00	0.00	0.00	9.40	4.70
Maurice Morris	DET	-	7	*	13.50	1.35	7.10	0.00	0.00	0.00	bye	0.00	0.00	0.00	4.10	0.80	1.50
Owen Schmitt	PHI	-	8	*	12.60	1.26	1.40	0.60	1.20	bye	0.60	-0.10	1.90	4.30	0.60	2.10	0.00
Laurence Maroney	DEN	-	9	*	12.40	1.24	0.00	0.00	bye	0.00	0.00	1.80	2.70	1.50	6.40	0.00	0.00
Spencer Larsen	DEN	-	9	*	11.80	1.18	0.00	8.00	bye	0.00	2.90	0.10	0.00	0.00	0.00	0.40	0.40
Deji Karim	JAC	-	9	*	11.50	1.15	0.00	0.00	bye	0.30	3.00	1.20	7.00	0.00	0.00	0.00	0.00
Kevin Faulk	NWE	X	5	*	10.70	1.07	0.00	0.00	0.00	0.00	0.00	0.00	bye	0.00	0.00	3.70	7.00
Fred Taylor	NWE	Q	5	*	10.40	1.04	0.00	0.00	0.00	0.00	0.00	0.00	bye	0.00	1.60	1.10	7.70
Steve Slaton	HOU	-	7	*	10.40	1.04	0.00	0.00	0.00	0.00	bye	0.00	-0.10	4.50	1.70	1.40	2.90
Heath Evans	NOR	-	10	*	10.10	1.01	0.40	bye	0.00	0.20	0.20	6.40	0.00	0.40	0.00	1.80	0.70
Patrick Cobbs	MIA	-	5	*	9.10	0.91	0.10	9.60	0.00	0.00	0.00	0.00	bye	0.00	-0.60	0.00	0.00
Jackie Battle	KAN	-	4	*	8.80	0.88	0.00	0.40	0.00	0.30	7.20	0.00	0.00	bye	0.90	0.00	0.00
Danny Ware	NYG	-	8	*	8.60	0.86	0.00	0.00	6.60	bye	0.00	0.00	0.00	0.00	0.00	2.00	0.00
Jerome Felton	DET	-	7	*	8.30	0.83	0.40	2.30	0.30	0.30	bye	0.80	0.70	1.80	1.00	0.00	0.70
Chris Gronkowski	DAL	-	4	*	8.30	0.83	0.00	0.00	0.00	0.00	0.00	1.00	0.00	bye	0.00	7.30	0.00
Lousaka Polite	MIA	-	5	*	8.00	0.80	0.00	1.50	0.00	0.80	0.40	0.70	bye	0.00	1.80	1.00	1.80
Naufahu Tahi	MIN	-	4	*	8.00	0.80	1.00	0.00	0.00	6.90	0.00	0.00	0.00	bye	0.00	0.10	0.00
Anthony Dixon	SFO	-	9	*	7.80	0.78	0.00	-0.10	bye	1.10	-0.60	0.90	0.00	0.30	0.00	6.20	0.00
Corey McIntyre	BUF	-	6	*	7.70	0.77	0.20	0.10	6.10	0.00	0.90	bye	0.10	0.10	0.00	0.20	0.00
Sammy Morris	NWE	-	5	*	7.30	0.73	0.50	0.80	1.20	0.00	0.20	0.30	bye	0.30	1.90	1.90	0.20
Tashard Choice	DAL	-	4	*	7.20	0.72	2.10	0.00	0.90	2.70	0.00	0.00	0.00	bye	0.40	0.50	0.60
Ovie Mughelli	ATL	-	8	*	6.70	0.67	0.00	0.70	0.00	bye	0.00	0.20	0.20	0.20	2.90	2.50	0.00
Michael Robinson	SEA	Q	5	*	6.52	0.65	0.00	0.00	0.00	0.00	1.00	0.30	bye	1.82	0.00	2.20	1.20
Vonta Leach	HOU	-	7	*	6.30	0.63	0.00	0.00	0.00	0.70	bye	0.00	1.80	0.00	1.80	2.00	0.00
Tyrell Sutton	CAR	D	6	*	5.60	0.56	0.00	0.00	5.60	0.00	0.00	bye	0.00	0.00	0.00	0.00	0.00
Ahmad Hall	TEN	-	9	*	5.40	0.54	1.90	1.10	bye	0.00	0.00	0.10	0.00	0.70	0.00	1.30	0.30
Eldra Buckley	PHI	-	8	*	5.30	0.53	0.00	1.30	0.00	bye	0.00	4.00	0.00	0.00	0.00	0.00	0.00
Dimitri Nance	GNB	-	10	*	4.80	0.48	3.70	bye	0.50	0.00	0.00	0.00	0.00	0.00	0.00	0.60	0.00
Brian Westbrook	SFO	-	9	*	4.70	0.47	0.00	0.40	bye	1.30	-0.10	1.90	0.60	0.00	0.60	0.00	0.00
Ryan Grant	GNB	X	10	*	4.50	0.45	0.00	bye	0.00	0.00	0.00	0.00	0.00	0.00	0.00	0.00	4.50
Mike Bell	CLE	-	8	*	4.10	0.41	0.10	0.00	0.70	bye	-0.30	0.30	0.80	1.10	1.40	0.00	0.00
Aaron Brown	DET	-	7	*	3.80	0.38	1.50	0.00	0.00	0.00	bye	0.00	0.00	0.00	0.00	2.30	0.00
Keith Toston	STL	-	9	*	3.20	0.32	0.00	0.00	bye	0.00	0.70	0.00	0.00	0.30	2.20	0.00	0.00
Tony Richardson	NYJ	-	7	*	2.60	0.26	0.20	1.50	0.00	0.00	bye	0.00	0.00	0.00	0.00	0.00	0.90
Rock Cartwright	OAK	-	10	*	2.60	0.26	0.00	bye	0.20	0.00	1.70	-0.30	0.00	0.00	0.00	0.00	1.00
Greg Jones	JAC	P	9	*	2.60	0.26	0.00	1.60	bye	0.20	0.00	0.00	0.00	0.40	0.00	0.50	-0.10
Lawrence Vickers	CLE	-	8	*	2.40	0.24	0.00	0.00	0.60	bye	0.40	0.10	1.30	0.00	0.00	0.00	0.00
Gartrell Johnson	ATL	-	8	*	2.30	0.23	0.00	0.00	0.00	bye	2.30	0.00	0.00	0.00	0.00	0.00	0.00
Jason Wright	ARI	-	6	*	2.00	0.20	0.00	0.00	0.00	1.90	-1.00	bye	0.00	0.00	0.80	0.30	0.00
Tony Fiammetta	CAR	-	6	*	2.00	0.20	0.00	0.00	1.30	0.00	0.00	bye	0.30	0.40	0.00	0.00	0.00
Kareem Huggins	TAM	X	4	*	1.80	0.18	0.00	0.00	0.00	0.00	0.00	1.40	0.40	bye	0.00	0.00	0.00
Jerious Norwood	ATL	X	8	*	1.70	0.17	0.00	0.00	0.00	bye	0.00	0.00	0.00	0.00	0.00	0.00	1.70
Mike Karney	STL	-	9	*	1.60	0.16	0.00	0.00	bye	0.00	0.20	0.40	0.00	0.00	0.50	0.10	0.40
Moran Norris	SFO	-	9	*	1.50	0.15	0.00	0.00	bye	-0.10	0.00	0.00	0.00	0.80	0.00	0.50	0.30
Michael Bennett	OAK	-	10	*	1.50	0.15	0.00	bye	0.00	0.00	0.00	0.00	0.00	0.00	0.00	0.00	1.50
Quinton Ganther	BUF	-	6	*	1.30	0.13	1.10	0.20	0.00	0.00	0.00	bye	0.00	0.00	0.00	0.00	0.00
Albert Young	MIN	-	4	*	1.30	0.13	0.00	0.00	0.00	0.00	0.00	0.00	0.00	bye	0.00	0.00	1.30
Joe McKnight	NYJ	-	7	*	1.20	0.12	0.00	0.00	0.00	0.00	bye	0.00	0.00	1.20	0.00	0.00	0.00
Quinn Johnson	GNB	-	10	*	1.10	0.11	0.00	bye	0.00	0.00	0.00	0.00	0.00	0.00	0.00	1.10	0.00
Lance Ball	DEN	-	9	*	1.00	0.10	0.10	0.90	bye	0.00	0.00	0.00	0.00	0.00	0.00	0.00	0.00
James Davis	WAS	-	9	*	0.90	0.09	0.00	0.00	bye	0.00	0.00	0.00	0.00	0.00	0.90	0.00	0.00
John Conner	NYJ	-	7	*	0.90	0.09	0.00	0.00	0.00	0.00	bye	0.00	0.70	0.20	0.00	0.00	0.00
Madison Hedgecock	NYG	X	8	*	0.80	0.08	0.00	0.00	0.00	bye	0.00	0.00	0.00	0.10	0.70	0.00	0.00
Lex Hilliard	MIA	-	5	*	0.30	0.03	0.00	0.30	0.00	0.00	0.00	0.00	bye	0.00	0.00	0.00	0.00
Larry Johnson	WAS	-	9	*	0.20	0.02	0.00	0.00	bye	0.00	0.00	0.00	0.00	0.00	0.00	-0.70	0.90
Jehuu Caulcrick	BUF	-	6	*	0.20	0.02	0.20	0.00	0.00	0.00	0.00	bye	0.00	0.00	0.00	0.00	0.00
Warrick Dunn	TAM	-	4	*	0.00	0.00	0.00	0.00	0.00	0.00	0.00	0.00	0.00	bye	0.00	0.00	0.00
Michael Pittman	DEN	-	9	*	0.00	0.00	0.00	0.00	bye	0.00	0.00	0.00	0.00	0.00	0.00	0.00	0.00
Ahman Green	GNB	-	10	*	0.00	0.00	0.00	bye	0.00	0.00	0.00	0.00	0.00	0.00	0.00	0.00	0.00
Edgerrin James	SEA	-	5	*	0.00	0.00	0.00	0.00	0.00	0.00	0.00	0.00	bye	0.00	0.00	0.00	0.00
Jamal Lewis	CLE	-	8	*	0.00	0.00	0.00	0.00	0.00	bye	0.00	0.00	0.00	0.00	0.00	0.00	0.00
LaMont Jordan	DEN	-	9	*	0.00	0.00	0.00	0.00	bye	0.00	0.00	0.00	0.00	0.00	0.00	0.00	0.00
Deuce McAllister	NOR	-	10	*	0.00	0.00	0.00	bye	0.00	0.00	0.00	0.00	0.00	0.00	0.00	0.00	0.00
Dominic Rhodes	BUF	-	6	*	0.00	0.00	0.00	0.00	0.00	0.00	0.00	bye	0.00	0.00	0.00	0.00	0.00
Rudi Johnson	DET	-	7	*	0.00	0.00	0.00	0.00	0.00	0.00	bye	0.00	0.00	0.00	0.00	0.00	0.00
Brian Allen	SFO	-	9	*	0.00	0.00	0.00	0.00	bye	0.00	0.00	0.00	0.00	0.00	0.00	0.00	0.00
Chris Massey	STL	-	9	*	0.00	0.00	0.00	0.00	bye	0.00	0.00	0.00	0.00	0.00	0.00	0.00	0.00
Jason McKie	NOR	-	10	*	0.00	0.00	0.00	bye	0.00	0.00	0.00	0.00	0.00	0.00	0.00	0.00	0.00
DeShaun Foster	SFO	-	9	*	0.00	0.00	0.00	0.00	bye	0.00	0.00	0.00	0.00	0.00	0.00	0.00	0.00
T.J. Duckett	SEA	-	5	*	0.00	0.00	0.00	0.00	0.00	0.00	0.00	0.00	bye	0.00	0.00	0.00	0.00
Jeremy Allen	ATL	-	8	*	0.00	0.00	0.00	0.00	0.00	bye	0.00	0.00	0.00	0.00	0.00	0.00	0.00
Adrian Peterson	SEA	-	5	*	0.00	0.00	0.00	0.00	0.00	0.00	0.00	0.00	bye	0.00	0.00	0.00	0.00
B.J. Askew	TAM	-	4	*	0.00	0.00	0.00	0.00	0.00	0.00	0.00	0.00	0.00	bye	0.00	0.00	0.00
Chris Brown	HOU	-	7	*	0.00	0.00	0.00	0.00	0.00	0.00	bye	0.00	0.00	0.00	0.00	0.00	0.00



# Harger Fantasy Football League

## Top Wide Receiver Scoring

PLAYER	NFL	INJ	BYE	FA	TOTAL	AVG	11	10	9	8	7	6	5	4	3	2	1
Roddy White	ATL	P	8		147.00	14.70	10.30	25.80	5.20	bye	33.10	8.30	16.10	10.40	12.90	13.80	11.10
Brandon Lloyd	DEN	-	9		146.60	14.66	13.80	21.00	bye	22.90	4.60	7.40	25.50	11.50	22.90	5.30	11.70
Dwayne Bowe	KAN	-	4		137.90	13.79	22.90	30.60	12.30	8.00	20.10	22.80	3.30	bye	12.10	4.50	1.30
Terrell Owens	CIN	-	6		137.70	13.77	12.30	6.40	26.10	18.50	14.80	bye	16.20	28.20	4.20	5.70	5.30
Calvin Johnson	DET	-	7		134.90	13.49	10.60	18.80	1.30	28.10	bye	20.60	11.40	20.80	5.80	13.00	4.50
Hakeem Nicks	NYG	O	8		134.00	13.40	6.50	8.20	18.80	bye	22.80	0.80	25.00	11.00	5.60	9.80	25.50
Steve Johnson	BUF	-	6		126.80	12.68	31.70	3.70	14.50	9.70	21.80	bye	16.60	9.10	12.60	3.10	4.00
Mike Wallace	PIT	-	5		125.80	12.58	19.50	25.60	17.00	4.30	11.30	15.00	bye	2.50	21.90	2.50	6.20
Greg Jennings	GNB	-	10		124.30	12.43	33.20	bye	14.00	8.10	13.40	19.30	2.20	8.50	7.80	3.60	14.20
Jeremy Maclin	PHI	-	8		116.10	11.61	12.00	15.00	4.80	bye	5.60	27.90	9.50	1.50	20.30	8.60	10.90
DeSean Jackson	PHI	-	8		110.70	11.07	5.30	16.30	18.90	bye	0.00	19.80	3.20	2.10	22.10	20.00	3.00
Reggie Wayne	IND	Q	7		109.50	10.95	16.70	3.40	8.30	9.90	bye	7.10	7.50	18.60	6.50	15.60	15.90
Percy Harvin	MIN	-	4		105.70	10.57	3.00	12.40	11.60	12.40	16.60	9.90	21.70	bye	13.50	3.20	1.40
Andre Johnson	HOU	P	7		105.30	10.53	3.20	20.60	4.10	16.60	bye	19.80	9.50	0.00	6.40	21.80	3.30
Miles Austin	DAL	-	4		103.60	10.36	12.70	12.80	1.60	11.70	3.80	1.20	23.00	bye	2.00	14.20	20.60
Mike Williams	TAM	-	4		102.10	10.21	11.40	6.80	14.90	16.50	8.20	4.50	14.90	bye	4.50	11.40	9.00
Dez Bryant	DAL	-	4		101.70	10.17	6.80	16.40	13.60	8.40	23.40	9.10	2.20	bye	5.00	11.20	5.60
Larry Fitzgerald	ARI	-	6		101.10	10.11	15.00	11.10	10.70	19.20	3.00	bye	9.30	5.60	8.60	8.30	10.30
Anquan Boldin	BAL	-	8		97.70	9.77	1.90	11.00	2.80	bye	15.20	12.20	0.80	7.10	32.20	3.50	11.00
Braylon Edwards	NYJ	-	7		97.20	9.72	14.60	5.90	12.80	3.20	bye	10.60	7.00	14.60	14.70	12.50	1.30
Marques Colston	NOR	-	10		94.60	9.46	23.30	bye	6.50	13.60	17.20	5.30	9.70	3.60	2.50	6.70	6.20
Austin Collie	IND	O	7	*	91.20	9.12	6.00	0.00	-0.10	0.00	bye	11.70	4.80	9.90	29.10	8.50	21.30
Santana Moss	WAS	Q	9		90.30	9.03	16.60	2.80	bye	5.60	12.10	7.70	11.80	0.50	17.40	8.10	7.70
Kenny Britt	TEN	O	9	*	87.40	8.74	0.00	0.00	bye	0.00	40.50	9.30	14.60	8.30	8.60	6.10	0.00
Mike Thomas	JAC	-	9		83.00	8.30	9.60	22.70	bye	11.00	-1.00	8.80	9.40	8.70	0.70	4.20	8.90
Chad Ochocinco	CIN	-	6		82.70	8.27	8.80	14.60	1.50	3.40	16.80	bye	2.00	5.90	3.40	4.40	21.90
Nate Washington	TEN	-	9		79.40	7.94	11.70	8.60	bye	17.70	0.70	0.90	8.40	4.20	3.00	9.40	14.80
Lance Moore	NOR	-	10		78.10	7.81	4.30	bye	7.70	11.40	4.30	11.70	0.80	8.70	26.90	0.00	2.30
Malcom Floyd	SDG	Q	10		77.70	7.77	8.40	bye	0.00	0.00	0.00	1.50	27.30	4.50	15.70	15.50	4.80
Brandon Marshall	MIA	D	5		75.60	7.56	4.10	3.40	3.00	6.40	5.70	12.70	bye	5.00	22.90	7.10	5.30
Wes Welker	NWE	-	5		75.20	7.52	11.80	8.90	4.60	2.40	2.50	5.30	bye	7.00	4.50	9.80	18.40
Mario Manningham	NYG	-	8		74.20	7.42	2.40	15.10	5.60	bye	10.00	11.10	0.00	0.00	7.80	13.70	8.50
Lee Evans	BUF	-	6		73.70	7.37	7.20	5.20	3.10	5.60	28.50	bye	14.70	0.60	5.40	0.00	3.40
Johnny Knox	CHI	-	8		73.40	7.34	5.50	9.00	4.90	bye	14.60	12.00	1.40	2.60	9.60	8.60	5.20
Jabar Gaffney	DEN	-	9		72.60	7.26	3.30	11.70	bye	5.40	5.40	8.10	8.70	5.10	14.00	1.50	9.40
Mike Williams	SEA	Q	5		71.40	7.14	10.90	14.50	2.50	2.70	14.70	12.30	bye	3.20	3.50	0.70	6.40
Michael Crabtree	SFO	-	9		70.10	7.01	1.50	12.10	bye	11.30	3.10	11.70	16.50	5.80	3.70	3.20	1.20
Steve Smith	NYG	O	8		69.70	6.97	0.00	0.00	10.60	bye	16.10	7.00	14.90	3.00	10.30	3.50	4.30
Danny Amendola	STL	-	9		69.60	6.96	6.30	12.30	bye	8.80	11.00	1.90	8.50	4.60	5.60	3.90	6.70
Nate Burleson	DET	-	7		67.80	6.78	17.20	6.40	17.30	3.70	bye	9.30	11.60	0.00	0.00	0.40	1.90
Roy Williams	DAL	-	4		67.60	6.76	2.00	3.30	0.60	2.10	0.00	14.80	14.70	bye	23.70	4.30	2.10
Derrick Mason	BAL	-	8		66.90	6.69	4.20	10.80	10.20	bye	4.80	10.00	4.70	8.00	3.00	9.10	2.10
Davone Bess	MIA	-	5		65.60	6.56	0.90	2.90	5.00	4.30	12.60	9.70	bye	15.30	8.60	1.20	5.10
Mike Sims-Walker	JAC	Q	9		64.80	6.48	0.00	2.60	bye	21.30	9.80	1.60	10.60	0.00	3.40	15.50	0.00
Randy Moss	TEN	-	9		63.90	5.81	0.00	2.60	bye	0.80	9.00	5.50	14.10	0.00	16.20	9.80	5.90
Steve Breaston	ARI	T	6		63.28	6.33	9.20	9.80	3.48	16.10	0.00	bye	0.00	0.00	10.50	1.00	13.20
Hines Ward	PIT	-	5		63.10	6.31	2.80	0.00	6.00	1.50	19.10	11.40	bye	1.40	9.20	0.90	10.80
Santonio Holmes	NYJ	-	7		63.10	6.31	24.60	13.60	11.40	4.30	bye	5.10	4.10	0.00	0.00	0.00	0.00
Eddie Royal	DEN	-	9	*	63.10	6.31	1.20	5.90	bye	3.40	2.60	5.00	3.10	17.30	2.30	12.50	9.80
James Jones	GNB	-	10		62.80	6.28	11.10	bye	18.30	0.00	10.70	0.00	6.50	1.50	4.50	9.20	1.00
Brian Hartline	MIA	-	5	*	61.70	6.17	7.00	9.80	8.50	8.30	4.70	4.10	bye	2.10	8.40	8.80	0.00
Kevin Walter	HOU	-	7	*	61.20	6.12	1.60	15.00	0.00	0.00	bye	0.00	2.40	3.50	9.40	20.40	8.90
Robert Meachem	NOR	-	10		61.10	6.11	17.80	bye	1.50	7.60	3.30	13.10	11.70	2.30	0.50	0.00	3.30
Patrick Crayton	SDG	O	10		57.40	5.74	16.50	bye	7.00	4.60	8.20	11.70	2.20	0.00	5.70	1.50	0.00
David Gettis	CAR	-	6	*	56.30	5.63	15.20	4.20	2.20	-1.10	24.50	bye	2.60	3.70	3.20	1.80	0.00
Anthony Armstrong	WAS	-	9		55.20	5.52	4.10	8.30	bye	9.20	4.20	4.60	14.40	5.70	0.00	3.60	1.10
Devin Hester	CHI	-	8	*	54.90	5.49	4.10	9.80	2.20	bye	3.50	8.60	1.00	2.70	7.60	13.70	1.70
Roscoe Parrish	BUF	X	6	*	54.30	5.43	0.00	0.00	12.00	7.90	6.30	bye	5.80	0.70	8.30	3.80	9.50
Deion Branch	NWE	-	5		54.20	5.42	7.00	7.10	2.10	2.10	3.90	15.80	bye	1.00	5.00	3.10	7.10
Jordan Shipley	CIN	-	6	*	54.00	5.40	7.10	1.30	4.70	2.80	19.10	bye	0.00	2.90	3.70	4.20	8.20
Donald Driver	GNB	P	10		51.80	5.18	3.10	bye	0.00	0.00	0.00	3.10	5.80	14.90	6.10	9.80	9.00
Steve Smith	CAR	-	6		51.10	5.11	4.60	4.70	0.90	7.50	4.00	bye	0.00	1.10	2.20	12.60	13.50
Brandon Tate	NWE	-	5	*	49.80	4.98	0.00	5.00	1.20	16.10	0.30	2.20	bye	9.90	3.80	1.70	9.60
Jason Avant	PHI	-	8	*	47.60	4.76	5.90	13.60	4.10	bye	6.00	6.20	1.30	3.10	0.00	3.30	4.10
Pierre Garcon	IND	-	7		46.60	4.66	6.20	3.70	1.50	7.80	bye	16.30	5.70	0.00	0.00	1.10	4.30
Brandon Gibson	STL	-	9	*	46.20	4.62	10.20	7.20	bye	6.70	1.10	3.30	3.40	11.00	3.30	0.00	0.00
Louis Murphy	OAK	-	10	*	45.50	4.55	1.50	bye	0.00	0.00	2.90	4.70	6.10	0.50	11.90	15.10	2.80
Deon Butler	SEA	-	5	*	44.90	4.49	1.90	13.00	0.50	0.40	4.10	10.70	bye	2.00	0.00	5.00	7.30
Jerricho Cotchery	NYJ	O	7	*	44.10	4.41	0.00	10.30	2.90	8.90	bye	1.80	4.60	2.60	2.00	9.20	1.80
Josh Morgan	SFO	T	9	*	43.80	4.38	4.10	6.50	bye	3.00	3.80	4.90	2.10	2.00	7.20	7.00	3.20
Mark Clayton	STL	X	9	*	43.20	4.32	0.00	0.00	bye	0.00	0.00	0.00	0.60	7.80	8.50	14.40	11.90
Ben Obomanu	SEA	-	5	*	42.80	4.28	14.70	7.70	9.60	0.50	0.70	0.00	bye	0.00	0.00	9.00	0.60
Demaryius Thomas	DEN	O	9	*	38.40	3.84	1.70	5.10	bye	3.10	-0.30	7.70	0.20	0.90	4.30	15.70	0.00
T.J. Houshmandzadeh	BAL	-	8	*	37.50	3.75	13.90	1.40	3.40	bye	0.00	2.40	2.40	10.90	0.40	0.00	2.70
Michael Spurlock	TAM	-	4	*	37.50	3.75	0.00	0.00	10.60	6.00	0.50	6.00	2.50	bye	1.00	0.00	10.90
Joshua Cribbs	CLE	Q	8	*	37.16	3.72	0.00	5.10	1.50	bye	1.00	0.10	2.30	3.30	7.80	13.50	2.56



# Harger Fantasy Football League

## Top Wide Receiver Scoring

PLAYER	NFL	INJ	BYE	FA	TOTAL	AVG	11	10	9	8	7	6	5	4	3	2	1
Earl Bennett	CHI	-	8	*	36.60	3.66	1.30	2.50	11.70	bye	7.60	5.50	0.40	2.60	2.10	2.90	0.00
Darius Heyward-Bey	OAK	P	10	*	35.60	3.56	0.00	bye	0.00	19.50	0.00	1.90	0.00	0.20	4.90	8.00	1.10
Mohamed Massaquoi	CLE	-	8	*	35.20	3.52	5.10	6.80	5.80	bye	0.00	0.00	5.50	0.50	0.00	0.90	10.60
Devery Henderson	NOR	-	10	*	33.80	3.38	1.80	bye	0.00	3.30	2.00	0.00	6.10	5.70	2.30	2.80	9.80
Blair White	IND	-	7	*	33.00	3.30	16.20	0.00	4.20	0.00	bye	1.90	0.00	2.00	8.70	0.00	0.00
Dexter McCluster	KAN	Q	4	*	32.70	3.27	0.00	0.00	0.00	0.00	6.90	4.00	1.80	bye	12.80	0.30	6.90
Chansi Stuckey	CLE	-	8	*	32.50	3.25	2.60	1.70	7.70	bye	1.60	3.80	5.40	5.60	0.00	1.10	3.00
Brandon LaFell	CAR	P	6	*	32.40	3.24	0.00	3.60	1.40	10.00	9.10	bye	1.60	0.10	4.40	0.00	2.20
Jacoby Ford	OAK	-	10	*	32.00	3.20	2.70	bye	20.80	3.30	4.40	0.00	0.00	0.80	0.00	0.00	0.00
Buster Davis	SDG	X	10	*	31.90	3.19	0.00	bye	0.00	0.00	5.30	9.90	1.10	0.00	8.20	4.80	2.60
Arrelious Benn	TAM	-	4	*	31.40	3.14	1.40	8.90	7.80	5.30	0.90	1.30	2.50	bye	3.30	0.00	0.00
Jacoby Jones	HOU	-	7	*	31.20	3.12	1.00	0.50	4.10	0.60	bye	4.50	0.00	1.20	5.10	11.30	2.90
Brian Finneran	ATL	-	8	*	30.70	3.07	7.20	1.60	2.40	bye	6.80	0.00	0.00	3.60	0.00	9.10	0.00
Seyi Ajirrotutu	SDG	-	10	*	30.50	3.05	0.00	bye	23.10	4.80	2.60	0.00	0.00	0.00	0.00	0.00	0.00
Michael Jenkins	ATL	-	8	*	28.50	2.85	5.80	4.80	5.50	bye	2.50	9.90	0.00	0.00	0.00	0.00	0.00
Jordy Nelson	GNB	-	10	*	28.10	2.81	2.00	bye	4.20	5.50	2.50	6.40	4.20	-2.00	2.00	2.60	0.70
Antwaan Randle El	PIT	-	5	*	26.26	2.63	0.00	6.60	6.76	3.30	1.30	1.10	bye	5.00	1.40	0.00	0.80
Emmanuel Sanders	PIT	-	5	*	26.20	2.62	9.50	10.10	0.00	2.10	0.80	3.70	bye	0.00	0.00	0.00	0.00
Early Doucet	ARI	T	6	*	25.70	2.57	1.30	13.30	0.20	3.90	3.30	bye	0.00	0.00	0.00	0.00	3.70
Legedu Naanee	SDG	P	10	*	24.90	2.49	0.00	bye	0.00	0.00	0.00	0.00	0.00	0.40	6.10	1.40	17.00
Harry Douglas	ATL	-	8	*	24.60	2.46	0.00	1.20	0.00	bye	0.00	3.20	1.70	11.90	0.10	2.60	3.90
Greg Camarillo	MIN	-	4	*	22.70	2.27	2.70	1.10	6.60	0.00	0.00	7.50	0.00	bye	1.60	0.30	2.90
Laurent Robinson	STL	P	9	*	21.40	2.14	5.50	2.40	bye	3.30	0.90	0.00	1.10	0.00	0.00	0.40	7.80
Brad Smith	NYJ	P	7	*	21.32	2.13	0.50	4.50	0.80	0.20	bye	1.80	0.40	5.22	5.20	0.00	2.70
Brandon Stokley	SEA	P	5	*	21.00	2.10	7.60	0.00	2.60	1.30	1.60	1.70	bye	6.20	0.00	0.00	0.00
Andre Roberts	ARI	-	6	*	19.80	1.98	5.20	0.00	8.90	0.00	3.00	bye	2.70	0.00	0.00	0.00	0.00
David Nelson	BUF	-	6	*	18.90	1.89	0.00	0.00	1.90	2.50	2.50	bye	2.30	7.50	0.00	0.00	2.20
Justin Gage	TEN	-	9	*	18.40	1.84	2.30	1.80	bye	0.00	0.00	0.00	0.00	3.00	3.90	7.40	0.00
Chris Chambers	KAN	-	4	*	18.20	1.82	0.40	9.60	0.60	0.00	0.00	0.00	2.30	bye	0.60	3.30	1.40
Sammie Stroughter	TAM	P	4	*	17.80	1.78	1.10	0.00	0.00	-1.00	3.80	5.10	3.90	bye	1.70	0.00	3.20
Greg Lewis	MIN	-	4	*	17.60	1.76	4.00	1.30	3.00	0.40	0.00	0.00	3.30	bye	3.00	1.40	1.20
Joey Galloway	WAS	-	9	*	17.30	1.73	3.20	0.00	bye	0.20	0.00	1.80	2.80	0.50	0.00	8.80	0.00
Bernard Berrian	MIN	Q	4	*	16.80	1.68	0.00	0.00	8.10	1.50	3.00	0.40	0.00	bye	1.10	2.40	0.30
Golden Tate	SEA	P	5	*	15.20	1.52	0.00	0.00	0.00	3.60	0.00	0.00	bye	3.10	3.30	5.20	0.00
Donald Jones	BUF	-	6	*	15.10	1.51	13.10	2.00	0.00	0.00	0.00	bye	0.00	0.00	0.00	0.00	0.00
Damian Williams	TEN	-	9	*	14.60	1.46	0.00	0.00	bye	4.30	2.50	4.80	3.00	0.00	0.00	0.00	0.00
Danario Alexander	STL	Q	9	*	13.80	1.38	0.00	0.00	bye	0.00	0.60	13.20	0.00	0.00	0.00	0.00	0.00
Riley Cooper	PHI	-	8	*	13.10	1.31	0.00	0.00	0.00	bye	11.10	0.00	0.00	0.00	0.00	2.00	0.00
Devin Aromashodu	CHI	-	8	*	12.00	1.20	0.00	0.90	0.00	bye	0.00	4.00	0.00	0.00	0.00	0.00	7.10
Terrance Copper	KAN	-	4	*	11.70	1.17	0.50	5.50	2.60	0.50	1.60	0.00	1.00	bye	0.00	0.00	0.00
Kassim Osgood	JAC	-	9	*	11.40	1.14	2.20	0.00	bye	0.00	0.00	0.00	0.00	0.30	0.50	0.00	8.40
Tiquan Underwood	JAC	-	9	*	11.10	1.11	0.70	0.00	bye	0.00	3.00	1.10	0.00	4.10	2.20	0.00	0.00
Bryant Johnson	DET	-	7	*	10.70	1.07	0.00	0.00	0.70	2.90	bye	2.00	0.00	2.30	0.00	0.40	2.40
Johnnie Lee Higgins	OAK	-	10	*	10.30	1.03	3.70	bye	2.60	0.00	0.00	0.00	0.00	3.80	0.00	0.00	0.20
Marc Mariani	TEN	-	9	*	10.00	1.00	6.00	0.00	bye	0.00	0.00	0.00	0.00	5.00	0.00	-1.00	0.00
Dominique Zeigler	SFO	-	9	*	8.80	0.88	0.00	0.00	bye	0.00	0.00	0.60	3.20	0.00	3.80	0.20	1.00
Antonio Brown	PIT	O	5	*	8.70	0.87	2.10	0.00	0.00	0.00	0.00	0.00	bye	0.60	0.00	6.00	0.00
Ted Ginn Jr.	SFO	-	9	*	8.60	0.86	0.70	0.00	bye	0.90	0.00	2.50	2.60	0.00	0.00	0.00	1.90
Brian Robiskie	CLE	-	8	*	8.10	0.81	0.00	0.00	2.00	bye	2.50	1.30	0.50	0.00	0.00	1.20	0.60
Stefan Logan	DET	-	7	*	7.50	0.75	0.40	0.00	0.00	0.00	bye	0.00	6.00	0.00	1.10	0.00	0.00
Stephen Williams	ARI	-	6	*	7.50	0.75	0.00	0.00	0.00	0.00	0.00	bye	0.60	3.20	1.10	2.60	0.00
Andre Caldwell	CIN	-	6	*	7.30	0.73	0.90	-0.20	0.00	0.00	1.00	bye	3.30	1.50	0.80	0.00	0.00
David Anderson	HOU	Q	7	*	7.20	0.72	3.80	2.70	0.00	0.00	bye	0.00	0.00	0.00	0.60	0.10	0.00
Derek Hagan	NYG	-	8	*	7.00	0.70	7.00	0.00	0.00	bye	0.00	0.00	0.00	0.00	0.00	0.00	0.00
Brandon Banks	WAS	Q	9	*	7.00	0.70	1.50	0.00	bye	6.00	0.00	0.00	0.00	-0.50	0.00	0.00	0.00
David Clowney	CAR	-	6	*	6.80	0.68	0.00	2.50	0.00	0.70	0.00	bye	1.40	0.00	2.20	0.00	0.00
Anthony Gonzalez	IND	X	7	*	6.70	0.67	0.00	0.00	0.00	5.50	bye	0.00	0.00	0.00	0.00	0.00	1.20
Ramses Barden	NYG	X	8	*	6.40	0.64	0.00	3.40	0.00	bye	2.20	0.00	0.80	0.00	0.00	0.00	0.00
Lavelle Hawkins	TEN	-	9	*	6.10	0.61	0.00	0.00	bye	5.60	0.50	0.00	0.00	0.00	0.00	0.00	0.00
Donte' Stallworth	BAL	-	8	*	5.60	0.56	2.20	3.40	0.00	bye	0.00	0.00	0.00	0.00	0.00	0.00	0.00
Sidney Rice	MIN	Q	4	*	5.60	0.56	5.60	0.00	0.00	0.00	0.00	0.00	0.00	bye	0.00	0.00	0.00
Eric Weems	ATL	P	8	*	5.40	0.54	1.80	0.00	0.00	bye	0.00	0.00	0.00	0.00	0.00	0.00	3.60
Roydell Williams	WAS	-	9	*	5.30	0.53	0.00	0.90	bye	0.00	0.00	0.00	0.00	0.00	1.00	3.40	0.00
Mardy Gilyard	STL	-	9	*	5.30	0.53	0.00	0.00	bye	0.00	0.00	2.10	2.20	1.30	-0.30	0.00	0.00
Sam Hurd	DAL	-	4	*	5.10	0.51	0.00	0.00	1.10	1.90	0.00	0.00	1.10	bye	1.00	0.00	0.00
Max Komar	ARI	-	6	*	5.00	0.50	0.00	0.00	0.00	0.00	0.30	bye	0.50	1.60	0.70	0.00	1.90
Dwayne Jarrett	CAR	-	6	*	4.00	0.40	0.00	0.00	0.00	0.00	0.00	bye	0.00	0.00	0.00	0.00	4.00
Brandon James	IND	-	7	*	3.60	0.36	0.00	3.60	0.00	0.00	bye	0.00	0.00	0.00	0.00	0.00	0.00
Maurice Stovall	TAM	-	4	*	2.40	0.24	2.20	0.00	0.00	0.20	0.00	0.00	0.00	bye	0.00	0.00	0.00
Derrick Williams	DET	-	7	*	2.30	0.23	0.00	0.00	0.00	0.00	bye	0.00	0.00	0.00	2.30	0.00	0.00
Patrick Turner	NYJ	-	7	*	2.10	0.21	2.10	0.00	0.00	0.00	bye	0.00	0.00	0.00	0.00	0.00	0.00
Hank Baskett	MIN	-	4	*	1.80	0.18	0.00	0.00	0.00	0.00	0.00	0.00	0.00	bye	1.80	0.00	0.00
Julian Edelman	NWE	-	5	*	1.50	0.15	0.00	0.00	0.00	0.00	0.00	0.00	bye	0.00	0.90	0.60	0.00
David Reed	BAL	-	8	*	1.50	0.15	0.00	0.00	1.50	bye	0.00	0.00	0.00	0.00	0.00	0.00	0.00
Richard Goodman	SDG	-	10	*	1.50	0.15	0.00	bye	0.00	0.00	1.50	0.00	0.00	0.00	0.00	0.00	0.00
Brett Swain	GNB	-	10	*	1.40	0.14	0.00	bye	0.20	1.20	0.00	0.00	0.00	0.00	0.00	0.00	0.00





# Harger Fantasy Football League

## Top Tight End Scoring

PLAYER	NFL	INJ	BYE	FA	TOTAL	AVG	11	10	9	8	7	6	5	4	3	2	1
Antonio Gates	SDG	Q	10		138.30	13.83	0.00	bye	0.00	20.30	13.00	1.20	17.20	30.40	18.90	21.70	15.60
Mercedes Lewis	JAC	-	9		107.50	10.75	14.60	5.30	bye	21.10	4.40	2.90	21.40	10.20	1.50	7.00	19.10
Dustin Keller	NYJ	-	7	*	87.90	8.79	0.70	2.50	5.90	4.50	bye	7.50	1.40	18.80	25.80	19.50	1.30
Vernon Davis	SFO	T	9		85.60	8.56	0.30	7.90	bye	1.20	15.40	11.50	18.40	11.60	2.20	9.80	7.30
Jason Witten	DAL	-	4		81.10	8.11	4.80	0.70	4.40	17.70	18.50	5.20	16.40	bye	5.60	5.10	2.70
Zach Miller	OAK	Q	10	*	79.00	7.90	0.90	bye	0.00	0.80	14.50	4.80	14.20	20.20	14.40	4.90	4.30
Todd Heap	BAL	-	8	*	78.70	7.87	6.90	13.70	2.30	bye	21.90	12.90	2.20	3.50	4.60	3.50	7.20
Brandon Pettigrew	DET	-	7	*	72.70	7.27	7.50	5.00	9.80	8.80	bye	6.10	10.60	9.10	4.40	10.80	0.60
Rob Gronkowski	NWE	-	5	*	71.50	7.15	2.50	31.20	3.70	0.50	9.00	2.40	bye	0.40	12.30	1.40	8.10
Aaron Hernandez	NWE	-	5		71.50	7.15	8.80	0.00	20.80	3.30	5.40	7.90	bye	2.90	7.80	10.10	4.50
Chris Cooley	WAS	-	9	*	71.40	7.14	9.10	2.30	bye	4.80	5.20	3.70	6.90	11.70	5.30	14.40	8.00
Tony Gonzalez	ATL	-	8		68.80	6.88	4.60	3.80	7.20	bye	2.70	17.90	4.10	4.10	19.00	1.90	3.50
Greg Olsen	CHI	-	8	*	63.20	6.32	4.00	11.10	10.90	bye	4.30	0.00	0.00	3.90	14.40	11.90	2.70
Anthony Fasano	MIA	-	5	*	62.30	6.23	1.60	18.70	2.60	3.60	4.90	10.20	bye	6.70	9.40	0.00	4.60
Benjamin Watson	CLE	Q	8	*	59.30	5.93	0.00	7.40	2.40	bye	1.80	16.80	4.50	6.00	12.70	6.20	1.50
Dallas Clark	IND	X	7	*	58.70	5.87	0.00	0.00	0.00	0.00	bye	5.20	2.00	14.80	4.40	16.30	16.00
Jermaine Gresham	CIN	-	6	*	56.00	5.60	3.30	15.50	1.10	1.70	2.60	bye	10.40	3.50	5.90	1.50	10.50
Jeremy Shockey	NOR	Q	10	*	55.40	5.54	0.00	bye	8.70	3.00	3.00	2.10	11.00	5.80	15.80	3.70	2.30
Joel Dreessen	HOU	-	7	*	55.10	5.51	18.60	1.40	6.70	0.00	bye	8.50	0.00	15.30	1.80	2.80	0.00
Tony Moeaki	KAN	Q	4	*	53.80	5.38	0.00	3.40	6.30	4.50	4.20	2.10	5.00	bye	12.40	5.80	10.10
Visanthe Shiancoe	MIN	-	4		52.60	5.26	0.60	2.90	14.60	3.80	3.00	0.00	2.80	bye	0.70	8.60	15.60
Kellen Winslow	TAM	P	4	*	51.60	5.16	3.40	14.50	3.10	0.50	4.40	4.30	7.50	bye	2.40	8.30	3.20
Kevin Boss	NYG	-	8	*	46.80	4.68	2.20	16.10	8.50	bye	2.30	2.70	4.00	1.10	8.80	0.00	1.10
Jacob Tamme	IND	-	7		46.50	4.65	6.00	7.30	18.80	14.40	bye	0.00	0.00	0.00	0.00	0.00	0.00
Bo Scaife	TEN	-	9	*	43.10	4.31	5.10	4.10	bye	0.00	0.70	13.30	1.20	2.70	2.30	2.00	11.70
Heath Miller	PIT	-	5	*	39.90	3.99	2.60	6.00	2.10	2.90	3.30	13.00	bye	3.20	2.50	0.30	4.00
Brent Celek	PHI	-	8	*	39.70	3.97	0.00	0.80	0.00	bye	0.80	4.60	12.70	10.70	4.20	2.70	3.20
Evan Moore	CLE	-	8	*	38.60	3.86	6.90	1.80	1.70	bye	0.00	8.40	0.70	10.40	0.00	0.00	8.70
Jermichael Finley	GNB	X	10	*	38.10	3.81	0.00	bye	0.00	0.00	0.00	0.00	0.00	11.60	11.50	10.30	4.70
David Thomas	NOR	-	10	*	37.50	3.75	2.60	bye	4.50	1.50	11.30	1.70	0.00	4.20	2.40	9.00	0.30
Daniel Fells	STL	-	9	*	37.00	3.70	1.10	1.10	bye	11.50	0.50	0.80	3.20	3.50	10.20	3.60	1.50
Tony Scheffler	DET	D	7	*	36.30	3.63	1.00	3.40	2.20	0.00	bye	0.50	4.10	6.30	14.00	0.50	4.30
John Carlson	SEA	-	5	*	33.40	3.34	1.40	0.00	0.90	4.70	0.30	2.10	bye	1.50	14.10	4.80	3.60
Michael Hoomanawanua	STL	-	9	*	27.00	2.70	12.60	2.00	bye	1.90	9.20	0.50	0.00	0.00	0.00	0.00	0.80
Zach Miller	JAC	-	9	*	26.20	2.62	2.70	15.90	bye	0.00	2.50	1.80	1.80	0.00	0.70	0.00	0.80
Delanie Walker	SFO	-	9	*	26.00	2.60	3.00	8.00	bye	8.50	0.00	0.00	0.00	0.60	0.60	1.60	3.70
Jimmy Graham	NOR	-	10	*	25.30	2.53	7.20	bye	12.90	0.00	3.80	1.10	0.00	0.30	0.00	0.00	0.00
Fred Davis	WAS	-	9	*	24.80	2.48	4.40	7.10	bye	0.90	2.80	2.30	0.00	0.00	1.10	6.20	0.00
Randy McMichael	SDG	P	10	*	24.40	2.44	0.00	bye	18.30	0.00	0.10	0.00	0.40	0.00	2.80	0.00	2.80
Travis Beckum	NYG	-	8	*	24.30	2.43	8.20	1.20	0.00	bye	0.00	8.10	0.80	2.50	2.30	0.10	1.10
Owen Daniels	HOU	O	7	*	20.00	2.00	0.00	0.00	0.00	0.80	bye	7.90	4.50	0.80	2.70	2.40	0.90
Andrew Quarless	GNB	-	10	*	18.40	1.84	1.40	bye	0.00	0.00	9.60	2.30	5.10	0.00	0.00	0.00	0.00
Dante Rosario	CAR	-	6	*	17.00	1.70	0.00	2.40	1.00	1.60	2.80	bye	0.20	1.70	1.20	4.70	1.40
Craig Stevens	TEN	Q	9	*	16.30	1.63	0.00	0.00	bye	10.90	0.00	0.00	1.10	1.60	0.00	0.90	1.80
Martellus Bennett	DAL	-	4	*	15.40	1.54	0.00	3.20	2.00	0.00	0.50	0.00	1.90	bye	2.60	4.50	0.70
Donald Lee	GNB	-	10	*	13.80	1.38	0.00	bye	0.00	0.50	2.70	0.00	9.20	1.50	0.00	-0.10	0.00
Ben Patrick	ARI	-	6	*	12.30	1.23	2.40	1.10	0.00	0.00	0.60	bye	3.00	1.20	2.90	1.10	0.00
Justin Peelle	ATL	-	8	*	12.00	1.20	9.40	0.00	0.00	bye	0.00	0.00	1.50	0.00	0.00	0.00	1.10
David Martin	BUF	-	6	*	11.00	1.10	1.50	0.00	1.10	0.00	0.00	bye	0.00	8.40	0.00	0.00	0.00
Daniel Graham	DEN	-	9	*	10.00	1.00	0.60	0.00	bye	1.00	0.00	0.00	2.80	0.50	0.90	0.60	3.60
Kellen Davis	CHI	-	8	*	9.90	0.99	0.00	9.90	0.00	bye	0.00	0.00	0.00	0.00	0.00	0.00	0.00
Michael Palmer	ATL	-	8	*	9.70	0.97	0.00	0.60	9.10	bye	0.00	0.00	0.00	0.00	0.00	0.00	0.00
Ed Dickson	BAL	Q	8	*	9.10	0.91	0.00	0.40	0.00	bye	0.50	0.70	5.80	0.00	0.00	1.70	0.00
Chris Baker	SEA	-	5	*	8.70	0.87	0.00	5.10	0.70	0.50	0.00	1.60	bye	0.80	0.00	0.00	0.00
Jeff King	CAR	-	6	*	8.70	0.87	0.40	0.40	1.70	2.20	0.00	bye	2.00	0.70	1.30	0.00	0.00
Jim Kleinsasser	MIN	-	4	*	8.60	0.86	0.00	0.30	0.00	0.00	1.00	2.50	0.50	bye	1.70	2.00	0.60
Gijon Robinson	IND	-	7	*	8.60	0.86	8.10	0.50	0.00	0.00	bye	0.00	0.00	0.00	0.00	0.00	0.00
John Gilmore	TAM	-	4	*	7.90	0.79	0.00	5.20	0.00	1.10	0.00	0.50	1.10	bye	0.00	0.00	0.00
Billy Bajema	STL	-	9	*	7.40	0.74	0.90	0.00	bye	0.00	0.00	3.40	0.00	0.00	0.00	1.30	1.80
Jared Cook	TEN	-	9	*	6.90	0.69	1.10	0.00	bye	3.60	0.00	0.00	0.00	1.70	0.00	0.50	0.00
James Casey	HOU	-	7	*	6.90	0.69	0.30	1.80	4.80	0.00	bye	0.00	0.00	0.00	0.00	0.00	0.00
Brandon Myers	OAK	-	10	*	6.90	0.69	2.80	bye	2.00	0.00	0.00	0.00	1.20	0.00	0.40	0.00	0.50
Leonard Pope	KAN	-	4	*	6.40	0.64	0.00	2.10	0.00	2.00	0.00	1.20	1.10	bye	0.00	0.00	0.00
Jonathan Stupar	BUF	-	6	*	5.90	0.59	0.00	0.00	0.00	0.00	0.80	bye	1.00	0.00	2.70	1.40	0.00
Kris Wilson	SDG	Q	10	*	5.30	0.53	0.00	bye	3.70	0.00	-0.10	0.00	1.70	0.00	0.00	0.00	0.00
Matt Spaeth	PIT	D	5	*	4.90	0.49	1.60	0.00	1.20	2.10	0.00	0.00	bye	0.00	0.00	0.00	0.00
Jerramy Stevens	TAM	-	4	*	4.30	0.43	0.00	0.00	0.00	0.00	0.00	1.30	0.00	bye	2.20	0.00	0.80
Dan Gronkowski	DEN	-	9	*	4.20	0.42	0.00	0.00	bye	2.90	0.00	0.00	0.90	0.00	0.20	0.00	0.20
Jim Dray	ARI	-	6	*	4.10	0.41	0.00	0.00	1.70	0.00	0.00	bye	0.00	2.40	0.00	0.00	0.00
Tom Crabtree	GNB	-	10	*	3.70	0.37	0.00	bye	0.40	0.00	0.00	3.30	0.00	0.00	0.00	0.00	0.00
Jake O'Connell	KAN	-	4	*	3.10	0.31	2.40	0.00	0.00	0.00	0.00	0.70	0.00	bye	0.00	0.00	0.00
Jeff Dugan	MIN	-	4	*	3.00	0.30	0.00	0.90	0.30	0.00	0.00	0.00	0.00	bye	1.00	0.00	0.80
Bear Pascoe	NYG	-	8	*	3.00	0.30	0.30	0.00	1.00	bye	0.00	1.00	0.00	0.00	0.00	0.70	0.00
Robert Royal	CLE	-	8	*	2.70	0.27	0.00	1.40	0.00	bye	0.00	0.00	1.30	0.00	0.00	0.00	0.00
Nate Byham	SFO	-	9	*	2.70	0.27	0.00	0.00	bye	0.00	0.00	0.70	0.00	0.00	0.90	0.60	0.50
Stephen Spach	ARI	-	6	*	2.40	0.24	0.00	1.40	0.40	0.30	0.30	bye	0.00	0.00	0.00	0.00	0.00



# Harger Fantasy Football League

www.rtsports.com

2010 thru Week 11

27-Nov-2010 09:48 AM Eastern

## Top Tight End Scoring

PLAYER	NFL	INJ	BYE	FA	TOTAL	AVG	11	10	9	8	7	6	5	4	3	2	1
Brody Eldridge	IND	Q	7	*	2.30	0.23	0.00	0.00	0.00	0.00	bye	0.50	0.00	1.00	0.80	0.00	0.00
Kory Sperry	SDG	-	10	*	2.10	0.21	2.10	bye	0.00	0.00	0.00	0.00	0.00	0.00	0.00	0.00	0.00
Garrett Mills	PHI	-	8	*	1.90	0.19	0.00	0.00	0.00	bye	0.50	0.00	0.00	0.00	0.00	1.40	0.00
Reggie Kelly	CIN	-	6	*	1.80	0.18	0.00	0.90	0.00	0.00	0.00	bye	0.00	0.00	0.00	0.90	0.00
Shawn Nelson	BUF	Q	6	*	1.50	0.15	0.90	0.00	0.00	0.00	0.60	bye	0.00	0.00	0.00	0.00	0.00
Fendi Onobun	STL	X	9	*	1.50	0.15	0.00	0.00	bye	0.00	0.00	0.00	0.00	0.00	1.50	0.00	0.00
Brandon Manumaleuna	CHI	-	8	*	1.40	0.14	0.00	0.00	0.90	bye	0.00	0.50	0.00	0.00	0.00	0.00	0.00
Desmond Clark	CHI	-	8	*	1.20	0.12	0.00	0.00	0.00	bye	0.00	0.00	0.00	0.00	1.20	0.00	0.00
Tory Humphrey	NOR	-	10	*	1.20	0.12	1.20	bye	0.00	0.00	0.00	0.00	0.00	0.00	0.00	0.00	0.00
Cameron Morrah	SEA	-	5	*	1.10	0.11	0.00	0.00	0.00	0.00	0.00	0.00	bye	0.00	0.00	0.00	1.10
David Johnson	PIT	-	5	*	0.90	0.09	0.00	0.00	0.00	0.90	0.00	0.00	bye	0.00	0.00	0.00	0.00
Alge Crumpler	NWE	-	5	*	0.80	0.08	0.00	0.40	0.00	0.00	0.00	0.40	bye	0.00	0.00	0.00	0.00
Ben Hartsock	NYJ	-	7	*	0.70	0.07	0.00	0.00	0.00	0.00	bye	0.00	0.00	0.70	0.00	0.00	0.00
Clay Harbor	PHI	-	8	*	0.60	0.06	0.60	0.00	0.00	bye	0.00	0.00	0.00	0.00	0.00	0.00	0.00
Ernest Wilford	JAC	-	9	*	0.30	0.03	0.00	0.00	bye	0.00	0.00	0.00	0.00	0.00	0.00	0.30	0.00
Dennis Pitta	BAL	-	8	*	0.10	0.01	0.00	0.00	0.00	bye	0.00	0.00	0.00	0.00	0.00	0.10	0.00
Steve Heiden	CLE	-	8	*	0.00	0.00	0.00	0.00	0.00	bye	0.00	0.00	0.00	0.00	0.00	0.00	0.00
James Dearth	SDG	X	10	*	0.00	0.00	0.00	bye	0.00	0.00	0.00	0.00	0.00	0.00	0.00	0.00	0.00
Anthony Becht	ARI	-	6	*	0.00	0.00	0.00	0.00	0.00	0.00	0.00	bye	0.00	0.00	0.00	0.00	0.00
Mike Leach	ARI	-	6	*	0.00	0.00	0.00	0.00	0.00	0.00	0.00	bye	0.00	0.00	0.00	0.00	0.00
Tony Stewart	OAK	-	10	*	0.00	0.00	0.00	bye	0.00	0.00	0.00	0.00	0.00	0.00	0.00	0.00	0.00
Billy Miller	NOR	-	10	*	0.00	0.00	0.00	bye	0.00	0.00	0.00	0.00	0.00	0.00	0.00	0.00	0.00
Justin Snow	IND	-	7	*	0.00	0.00	0.00	0.00	0.00	0.00	bye	0.00	0.00	0.00	0.00	0.00	0.00
Joe Zelenka	ATL	-	8	*	0.00	0.00	0.00	0.00	0.00	bye	0.00	0.00	0.00	0.00	0.00	0.00	0.00
John Owens	OAK	-	10	*	0.00	0.00	0.00	bye	0.00	0.00	0.00	0.00	0.00	0.00	0.00	0.00	0.00
L.J. Smith	BAL	-	8	*	0.00	0.00	0.00	0.00	0.00	bye	0.00	0.00	0.00	0.00	0.00	0.00	0.00
Richard Angulo	CHI	-	8	*	0.00	0.00	0.00	0.00	0.00	bye	0.00	0.00	0.00	0.00	0.00	0.00	0.00
Will Heller	DET	-	7	*	0.00	0.00	0.00	0.00	0.00	0.00	bye	0.00	0.00	0.00	0.00	0.00	0.00
Sean Ryan	TEN	-	9	*	0.00	0.00	0.00	0.00	bye	0.00	0.00	0.00	0.00	0.00	0.00	0.00	0.00
Nate Lawrie	PHI	-	8	*	0.00	0.00	0.00	0.00	0.00	bye	0.00	0.00	0.00	0.00	0.00	0.00	0.00
Michael Gaines	HOU	-	7	*	0.00	0.00	0.00	0.00	0.00	0.00	bye	0.00	0.00	0.00	0.00	0.00	0.00
Sean McHugh	PIT	-	5	*	0.00	0.00	0.00	0.00	0.00	0.00	0.00	0.00	bye	0.00	0.00	0.00	0.00
Alex Smith	CLE	-	8	*	0.00	0.00	0.00	0.00	0.00	bye	0.00	0.00	0.00	0.00	0.00	0.00	0.00
John Paul Foschi	CIN	-	6	*	0.00	0.00	0.00	0.00	0.00	0.00	bye	0.00	0.00	0.00	0.00	0.00	0.00
Joe Klopfenstein	BUF	X	6	*	0.00	0.00	0.00	0.00	0.00	0.00	0.00	bye	0.00	0.00	0.00	0.00	0.00
Dominique Byrd	ARI	-	6	*	0.00	0.00	0.00	0.00	0.00	0.00	0.00	bye	0.00	0.00	0.00	0.00	0.00
Jason Pociask	DAL	-	4	*	0.00	0.00	0.00	0.00	0.00	0.00	0.00	0.00	0.00	bye	0.00	0.00	0.00
John Madsen	DET	-	7	*	0.00	0.00	0.00	0.00	0.00	0.00	bye	0.00	0.00	0.00	0.00	0.00	0.00
James Adkisson	OAK	-	10	*	0.00	0.00	0.00	bye	0.00	0.00	0.00	0.00	0.00	0.00	0.00	0.00	0.00
Brad Cieslak	CLE	-	8	*	0.00	0.00	0.00	0.00	0.00	bye	0.00	0.00	0.00	0.00	0.00	0.00	0.00
Scott Chandler	DAL	-	4	*	0.00	0.00	0.00	0.00	0.00	0.00	0.00	0.00	0.00	bye	0.00	0.00	0.00
Derek Schouman	STL	X	9	*	0.00	0.00	0.00	0.00	bye	0.00	0.00	0.00	0.00	0.00	0.00	0.00	0.00
Michael Allan	SEA	-	5	*	0.00	0.00	0.00	0.00	0.00	0.00	0.00	0.00	bye	0.00	0.00	0.00	0.00
Clark Harris	CIN	-	6	*	0.00	0.00	0.00	0.00	0.00	0.00	0.00	bye	0.00	0.00	0.00	0.00	0.00
Darcy Johnson	STL	X	9	*	0.00	0.00	0.00	0.00	bye	0.00	0.00	0.00	0.00	0.00	0.00	0.00	0.00
Daniel Coats	DEN	-	9	*	0.00	0.00	0.00	0.00	bye	0.00	0.00	0.00	0.00	0.00	0.00	0.00	0.00
Tony Curtis	SFO	-	9	*	0.00	0.00	0.00	0.00	bye	0.00	0.00	0.00	0.00	0.00	0.00	0.00	0.00
Michael Matthews	BUF	X	6	*	0.00	0.00	0.00	0.00	0.00	0.00	0.00	bye	0.00	0.00	0.00	0.00	0.00
Greg Estandia	CLE	X	8	*	0.00	0.00	0.00	0.00	0.00	bye	0.00	0.00	0.00	0.00	0.00	0.00	0.00
Brad Cottam	KAN	X	4	*	0.00	0.00	0.00	0.00	0.00	0.00	0.00	0.00	0.00	bye	0.00	0.00	0.00
Martin Rucker	DAL	-	4	*	0.00	0.00	0.00	0.00	0.00	0.00	0.00	0.00	0.00	bye	0.00	0.00	0.00
Derek Fine	HOU	-	7	*	0.00	0.00	0.00	0.00	0.00	0.00	bye	0.00	0.00	0.00	0.00	0.00	0.00
Gary Barnidge	CAR	-	6	*	0.00	0.00	0.00	0.00	0.00	0.00	0.00	bye	0.00	0.00	0.00	0.00	0.00
Tom Santi	IND	X	7	*	0.00	0.00	0.00	0.00	0.00	0.00	bye	0.00	0.00	0.00	0.00	0.00	0.00
Keith Zinger	ATL	-	8	*	0.00	0.00	0.00	0.00	0.00	bye	0.00	0.00	0.00	0.00	0.00	0.00	0.00
Joey Haynos	MIA	-	5	*	0.00	0.00	0.00	0.00	0.00	0.00	0.00	0.00	bye	0.00	0.00	0.00	0.00
Richard Quinn	DEN	-	9	*	0.00	0.00	0.00	0.00	bye	0.00	0.00	0.00	0.00	0.00	0.00	0.00	0.00
Chase Coffman	CIN	-	6	*	0.00	0.00	0.00	0.00	0.00	0.00	0.00	bye	0.00	0.00	0.00	0.00	0.00
Anthony Hill	HOU	U	7	*	0.00	0.00	0.00	0.00	0.00	0.00	bye	0.00	0.00	0.00	0.00	0.00	0.00
Davon Drew	BAL	-	8	*	0.00	0.00	0.00	0.00	0.00	bye	0.00	0.00	0.00	0.00	0.00	0.00	0.00
Cornelius Ingram	PHI	-	8	*	0.00	0.00	0.00	0.00	0.00	bye	0.00	0.00	0.00	0.00	0.00	0.00	0.00
John Nalbone	DEN	-	9	*	0.00	0.00	0.00	0.00	bye	0.00	0.00	0.00	0.00	0.00	0.00	0.00	0.00
John Phillips	DAL	X	4	*	0.00	0.00	0.00	0.00	0.00	0.00	0.00	0.00	0.00	bye	0.00	0.00	0.00
Spencer Havner	GNB	X	10	*	0.00	0.00	0.00	bye	0.00	0.00	0.00	0.00	0.00	0.00	0.00	0.00	0.00
Garrett Graham	HOU	-	7	*	0.00	0.00	0.00	0.00	0.00	0.00	bye	0.00	0.00	0.00	0.00	0.00	0.00
Dennis Morris	STL	-	9	*	0.00	0.00	0.00	0.00	bye	0.00	0.00	0.00	0.00	0.00	0.00	0.00	0.00
Anthony McCoy	SEA	O	5	*	0.00	0.00	0.00	0.00	0.00	0.00	0.00	0.00	bye	0.00	0.00	0.00	0.00
Mickey Shuler	MIA	-	5	*	0.00	0.00	0.00	0.00	0.00	0.00	0.00	0.00	bye	0.00	0.00	0.00	0.00
Dedrick Epps	MIA	-	5	*	0.00	0.00	0.00	0.00	0.00	0.00	0.00	0.00	bye	0.00	0.00	0.00	0.00
Jameson Konz	SEA	X	5	*	0.00	0.00	0.00	0.00	0.00	0.00	0.00	0.00	bye	0.00	0.00	0.00	0.00
Marquez Branson	ATL	-	8	*	0.00	0.00	0.00	0.00	0.00	bye	0.00	0.00	0.00	0.00	0.00	0.00	0.00



# Harger Fantasy Football League

## Top Kicker Scoring

PLAYER	NFL	INJ	BYE	FA	TOTAL	AVG	11	10	9	8	7	6	5	4	3	2	1
Sebastian Janikowski	OAK	-	10		94.00	9.40	3.00	bye	11.00	15.00	11.00	9.00	10.00	6.00	12.00	10.00	7.00
Matt Bryant	ATL	-	8		91.00	9.10	14.00	9.00	9.00	bye	7.00	5.00	8.00	10.00	9.00	11.00	9.00
David Akers	PHI	-	8		90.00	9.00	13.00	11.00	14.00	bye	13.00	7.00	9.00	6.00	4.00	5.00	8.00
Nick Folk	NYJ	-	7		88.00	8.80	12.00	8.00	11.00	0.00	bye	7.00	18.00	8.00	7.00	8.00	9.00
Rob Bironas	TEN	P	9		85.00	8.50	10.00	5.00	bye	5.00	13.00	12.00	11.00	9.00	9.00	3.00	8.00
Dan Carpenter	MIA	-	5	*	83.00	8.30	0.00	11.00	4.00	17.00	16.00	12.00	bye	2.00	12.00	2.00	7.00
Adam Vinatieri	IND	-	7		82.00	8.20	4.00	11.00	6.00	12.00	bye	9.00	13.00	4.00	9.00	8.00	6.00
Neil Rackers	HOU	-	7		77.00	7.70	9.00	6.00	11.00	6.00	bye	5.00	4.00	7.00	7.00	12.00	10.00
Billy Cundiff	BAL	-	8		77.00	7.70	13.00	3.00	14.00	bye	13.00	8.00	7.00	5.00	6.00	4.00	4.00
Olindo Mare	SEA	-	5	*	76.00	7.60	13.00	18.00	1.00	3.00	17.00	3.00	bye	3.00	9.00	2.00	7.00
Graham Gano	WAS	-	9		76.00	7.60	13.00	4.00	bye	7.00	5.00	6.00	10.00	5.00	10.00	9.00	7.00
Mason Crosby	GNB	-	10		74.00	7.40	7.00	bye	9.00	9.00	4.00	8.00	8.00	4.00	5.00	10.00	10.00
Josh Scobee	JAC	-	9		72.00	7.20	6.00	7.00	bye	5.00	8.00	3.00	18.00	8.00	4.00	7.00	6.00
Robbie Gould	CHI	-	8		71.00	7.10	11.00	9.00	2.00	bye	2.00	8.00	12.00	3.00	8.00	9.00	7.00
Josh Brown	STL	-	9		70.00	7.00	6.00	8.00	bye	8.00	5.00	8.00	6.00	8.00	12.00	2.00	7.00
Ryan Succop	KAN	-	4	*	69.00	6.90	7.00	5.00	8.00	7.00	6.00	7.00	9.00	bye	7.00	10.00	3.00
Phil Dawson	CLE	-	8	*	66.00	6.60	8.00	8.00	10.00	bye	12.00	4.00	4.00	11.00	5.00	2.00	2.00
Jeff Reed	PIT	-	5	*	66.00	6.60	0.00	4.00	10.00	4.00	11.00	4.00	bye	2.00	8.00	13.00	10.00
Lawrence Tynes	NYG	-	8		65.00	6.50	5.00	8.00	11.00	bye	12.00	0.00	10.00	5.00	5.00	2.00	7.00
Mike Nugent	CIN	X	6	*	64.00	6.40	0.00	5.00	3.00	2.00	8.00	bye	7.00	8.00	9.00	15.00	7.00
Matt Prater	DEN	-	9	*	63.00	6.30	2.00	7.00	bye	4.00	2.00	9.00	5.00	14.00	7.00	7.00	6.00
Connor Barth	TAM	-	4	*	60.00	6.00	3.00	7.00	3.00	8.00	13.00	0.00	6.00	bye	7.00	8.00	5.00
David Buehler	DAL	-	4	*	60.00	6.00	5.00	9.00	1.00	5.00	9.00	3.00	10.00	bye	9.00	8.00	1.00
Jason Hanson	DET	O	7	*	58.00	5.80	0.00	0.00	2.00	5.00	bye	10.00	14.00	15.00	4.00	6.00	2.00
John Kasay	CAR	-	6	*	58.00	5.80	7.00	10.00	3.00	4.00	12.00	bye	7.00	2.00	1.00	1.00	11.00
Stephen Gostkowski	NWE	X	5	*	56.00	5.60	0.00	0.00	1.00	4.00	11.00	11.00	bye	11.00	8.00	2.00	8.00
Jay Feely	ARI	-	6	*	55.00	5.50	7.00	4.00	6.00	5.00	4.00	bye	12.00	5.00	6.00	1.00	5.00
Rian Lindell	BUF	-	6	*	53.00	5.30	7.00	2.00	1.00	4.00	11.00	bye	8.00	2.00	12.00	1.00	5.00
Garrett Hartley	NOR	-	10	*	53.00	5.30	4.00	bye	10.00	8.00	5.00	7.00	0.00	0.00	6.00	11.00	2.00
Joe Nedney	SFO	T	9	*	52.00	5.20	0.00	11.00	bye	6.00	8.00	5.00	7.00	2.00	5.00	2.00	6.00
Ryan Longwell	MIN	-	4	*	50.00	5.00	3.00	7.00	9.00	4.00	6.00	6.00	2.00	bye	6.00	4.00	3.00
Nate Kaeding	SDG	-	10	*	44.00	4.40	5.00	bye	0.00	0.00	0.00	5.00	9.00	11.00	4.00	8.00	2.00
Kris Brown	SDG	-	10	*	20.00	2.00	0.00	bye	3.00	9.00	8.00	0.00	0.00	0.00	0.00	0.00	0.00
Shayne Graham	NWE	-	5	*	20.00	2.00	7.00	9.00	0.00	0.00	0.00	4.00	bye	0.00	0.00	0.00	0.00
John Carney	NOR	-	10	*	18.00	1.80	0.00	bye	0.00	0.00	0.00	0.00	8.00	10.00	0.00	0.00	0.00
Dave Rayner	DET	-	7	*	11.00	1.10	5.00	6.00	0.00	0.00	bye	0.00	0.00	0.00	0.00	0.00	0.00
Aaron Pettrey	CIN	-	6	*	7.00	0.70	7.00	0.00	0.00	0.00	0.00	bye	0.00	0.00	0.00	0.00	0.00
Shaun Suisham	PIT	-	5	*	5.00	0.50	5.00	0.00	0.00	0.00	0.00	0.00	bye	0.00	0.00	0.00	0.00
Michael Koenen	ATL	-	8	*	3.00	0.30	0.00	0.00	0.00	bye	0.00	0.00	3.00	0.00	0.00	0.00	0.00
Sam Koch	BAL	-	8	*	0.52	0.05	0.00	0.00	0.52	bye	0.00	0.00	0.00	0.00	0.00	0.00	0.00
Matt Stover	IND	-	7	*	0.00	0.00	0.00	0.00	0.00	0.00	bye	0.00	0.00	0.00	0.00	0.00	0.00
Craig Hentrich	TEN	-	9	*	0.00	0.00	0.00	0.00	bye	0.00	0.00	0.00	0.00	0.00	0.00	0.00	0.00
Aaron Elling	OAK	-	10	*	0.00	0.00	0.00	bye	0.00	0.00	0.00	0.00	0.00	0.00	0.00	0.00	0.00
Paul Ernster	PIT	-	5	*	0.00	0.00	0.00	0.00	0.00	0.00	0.00	0.00	bye	0.00	0.00	0.00	0.00
Nick Novak	SDG	-	10	*	0.00	0.00	0.00	bye	0.00	0.00	0.00	0.00	0.00	0.00	0.00	0.00	0.00
Tony Yelk	JAC	-	9	*	0.00	0.00	0.00	0.00	bye	0.00	0.00	0.00	0.00	0.00	0.00	0.00	0.00
Justin Medlock	DET	-	7	*	0.00	0.00	0.00	0.00	0.00	0.00	bye	0.00	0.00	0.00	0.00	0.00	0.00
Brandon Coutu	SEA	-	5	*	0.00	0.00	0.00	0.00	0.00	0.00	0.00	0.00	bye	0.00	0.00	0.00	0.00
Steven Hauschka	DET	-	7	*	0.00	0.00	0.00	0.00	0.00	0.00	bye	0.00	0.00	0.00	0.00	0.00	0.00
Sam Swank	NYG	-	8	*	0.00	0.00	0.00	0.00	0.00	bye	0.00	0.00	0.00	0.00	0.00	0.00	0.00
Rhys Lloyd	CAR	-	6	*	0.00	0.00	0.00	0.00	0.00	0.00	0.00	bye	0.00	0.00	0.00	0.00	0.00
Shane Andrus	SFO	-	9	*	0.00	0.00	0.00	0.00	bye	0.00	0.00	0.00	0.00	0.00	0.00	0.00	0.00
Ricky Schmitt	TEN	-	9	*	0.00	0.00	0.00	0.00	bye	0.00	0.00	0.00	0.00	0.00	0.00	0.00	0.00
Connor Hughes	DAL	-	4	*	0.00	0.00	0.00	0.00	0.00	0.00	0.00	0.00	bye	0.00	0.00	0.00	0.00
Brett Swenson	IND	X	7	*	0.00	0.00	0.00	0.00	0.00	0.00	bye	0.00	0.00	0.00	0.00	0.00	0.00
Garrett Lindholm	ATL	-	8	*	0.00	0.00	0.00	0.00	0.00	bye	0.00	0.00	0.00	0.00	0.00	0.00	0.00
Hunter Lawrence	TAM	-	4	*	0.00	0.00	0.00	0.00	0.00	0.00	0.00	0.00	bye	0.00	0.00	0.00	0.00
Todd Carter	CAR	-	6	*	0.00	0.00	0.00	0.00	0.00	0.00	0.00	bye	0.00	0.00	0.00	0.00	0.00



# Harger Fantasy Football League

www.rtsports.com

2010 thru Week 11

27-Nov-2010 09:49 AM Eastern

## Top Defense / Sp Teams Scoring

PLAYER	NFL	INJ	BYE	FA	TOTAL	AVG	11	10	9	8	7	6	5	4	3	2	1
Green Bay Packers	GNB	-	10		97.00	9.70	10.00	bye	23.00	15.00	10.00	1.00	6.00	12.00	4.00	9.00	7.00
Arizona Cardinals	ARI	-	6		80.00	8.00	0.00	3.00	18.00	10.00	6.00	bye	17.00	8.00	10.00	2.00	6.00
Tennessee Titans	TEN	-	9		78.00	7.80	10.00	2.00	bye	2.00	11.00	13.00	9.00	13.00	7.00	5.00	6.00
Chicago Bears	CHI	-	8		76.00	7.60	17.00	5.00	4.00	bye	11.00	6.00	12.00	5.00	8.00	3.00	5.00
Oakland Raiders	OAK	-	10		75.00	7.50	3.00	bye	11.00	16.00	13.00	2.00	18.00	0.00	5.00	4.00	3.00
Pittsburgh Steelers	PIT	-	5		74.00	7.40	16.00	0.00	6.00	4.00	3.00	9.00	bye	3.00	12.00	17.00	4.00
Detroit Lions	DET	-	7	*	72.00	7.20	5.00	2.00	3.00	15.00	bye	3.00	20.00	6.00	5.00	5.00	8.00
New England Patriots	NWE	-	5	*	72.00	7.20	3.00	12.00	1.00	2.00	6.00	3.00	bye	24.00	3.00	3.00	15.00
Tampa Bay Buccaneers	TAM	-	4		72.00	7.20	18.00	3.00	6.00	17.00	2.00	1.00	10.00	bye	2.00	10.00	3.00
Philadelphia Eagles	PHI	-	8		71.00	7.10	5.00	11.00	5.00	bye	6.00	5.00	13.00	2.00	15.00	4.00	5.00
Seattle Seahawks	SEA	-	5	*	68.00	6.80	2.00	7.00	1.00	2.00	7.00	8.00	bye	5.00	21.00	1.00	14.00
Washington Redskins	WAS	-	9	*	62.00	6.20	3.00	1.00	bye	9.00	16.00	4.00	6.00	3.00	3.00	6.00	11.00
Cleveland Browns	CLE	-	8	*	60.00	6.00	16.00	3.00	4.00	bye	19.00	1.00	3.00	6.00	0.00	3.00	5.00
New York Giants	NYG	-	8		60.00	6.00	5.00	2.00	6.00	bye	5.00	5.00	5.00	20.00	1.00	2.00	9.00
Dallas Cowboys	DAL	-	4		59.00	5.90	11.00	9.00	1.00	4.00	12.00	4.00	3.00	bye	7.00	7.00	1.00
Indianapolis Colts	IND	-	7	*	56.00	5.60	1.00	14.00	3.00	11.00	bye	5.00	3.00	0.00	3.00	13.00	3.00
New Orleans Saints	NOR	-	10		54.00	5.40	2.00	bye	19.00	5.00	1.00	6.00	5.00	4.00	3.00	6.00	3.00
San Diego Chargers	SDG	-	10	*	52.00	5.20	6.00	bye	3.00	0.00	4.00	3.00	3.00	18.00	6.00	8.00	1.00
Kansas City Chiefs	KAN	-	4	*	51.00	5.10	2.00	0.00	7.00	4.00	10.00	2.00	2.00	bye	6.00	9.00	9.00
St. Louis Rams	STL	-	9	*	50.00	5.00	0.00	5.00	bye	7.00	3.00	8.00	1.00	13.00	3.00	4.00	6.00
Atlanta Falcons	ATL	-	8	*	47.00	4.70	1.00	4.00	3.00	bye	4.00	2.00	12.00	4.00	5.00	8.00	4.00
San Francisco 49ers	SFO	-	9	*	47.00	4.70	2.00	3.00	bye	6.00	10.00	5.00	5.00	11.00	1.00	2.00	2.00
Baltimore Ravens	BAL	-	8		46.00	4.60	17.00	2.00	5.00	bye	5.00	5.00	2.00	3.00	2.00	1.00	4.00
Miami Dolphins	MIA	-	5	*	46.00	4.60	4.00	5.00	4.00	1.00	5.00	6.00	bye	3.00	0.00	13.00	5.00
Cincinnati Bengals	CIN	-	6		45.00	4.50	9.00	2.00	3.00	2.00	8.00	bye	6.00	2.00	8.00	5.00	0.00
New York Jets	NYJ	-	7		45.00	4.50	2.00	5.00	2.00	3.00	bye	3.00	13.00	5.00	3.00	4.00	5.00
Buffalo Bills	BUF	-	6	*	38.00	3.80	11.00	2.00	2.00	3.00	4.00	bye	5.00	0.00	8.00	0.00	3.00
Carolina Panthers	CAR	-	6	*	34.00	3.40	5.00	3.00	2.00	2.00	3.00	bye	7.00	4.00	3.00	0.00	5.00
Minnesota Vikings	MIN	-	4	*	34.00	3.40	3.00	4.00	6.00	0.00	2.00	8.00	2.00	bye	4.00	4.00	1.00
Jacksonville Jaguars	JAC	-	9	*	33.00	3.30	7.00	1.00	bye	6.00	1.00	0.00	3.00	3.00	3.00	4.00	5.00
Denver Broncos	DEN	-	9	*	31.00	3.10	2.00	11.00	bye	0.00	2.00	5.00	1.00	4.00	0.00	5.00	1.00
Houston Texans	HOU	-	7	*	27.00	2.70	5.00	2.00	3.00	1.00	bye	1.00	2.00	7.00	0.00	3.00	3.00

# HARGER FANTASY FOOTBALL LEAGUE 2010

## Week 10 – Head to Head



### Doomsday II

Owner: Tom Harger

VS



### Pigskin Princess

Owner: Leah Harger

<b>25.36</b>	<u>Mark Sanchez</u>	NYJ	QB	NYJ 26 CLE 20	<b>FINAL</b>
	27-44, 299 yds passing (2 TDs), 1 INTs 2 carries, 4 yds rushing (1 TDs)				
<b>0.40</b>	<u>Willis McGahee</u>	BAL	RB	BAL 21 ATL 26	<b>FINAL</b>
	3 carries, 8 yds rushing 1 catch, -4 yds receiving				
<b>24.30</b>	<u>Maurice Jones-Drew</u>	JAC	RB	HOU 24 JAC 31	<b>FINAL</b>
	24 carries, 100 yds rushing (2 TDs) 2 catches, 23 yds receiving				
<b>9.00</b>	<u>Johnny Knox</u>	CHI	WR	MIN 13 CHI 27	<b>FINAL</b>
	5 catches, 90 yds receiving, 1 tackle				
<b>7.90</b>	<u>Vernon Davis</u>	SFO	TE	STL 20 SFO 23	<b>FINAL</b>
	4 catches, 79 yds receiving				
<b>7.30</b>	<u>Jacob Tamme</u>	IND	TE	CIN 17 IND 23	<b>FINAL</b>
	7 catches, 73 yds receiving				
<b>11.00</b>	<u>Adam Vinatieri</u>	IND	K	CIN 17 IND 23	<b>FINAL</b>
	3 FGs (28,47,23), 2 PATs				
<b>3.00</b>	<u>Tampa Bay Buccaneers</u>	TAM	D/ST	CAR 16 TAM 31	<b>FINAL</b>
	56 tackles, 11 assists, 4 passes defensed, 2.0 sacks, 1 FF, 1 FR				
<b>88.26</b>					

#### SCORING:

- Mark Sanchez 25 yd TD pass to Jerricho Cotchery (4.00 pts)
- Mark Sanchez 1 yd rushing TD (6.00 pts)
- Mark Sanchez 37 yd TD pass to Santonio Holmes (4.00 pts)
- Maurice Jones-Drew 3 yd rushing TD (6.00 pts)
- Maurice Jones-Drew 9 yd rushing TD (6.00 pts)
- Adam Vinatieri 28 yd FG (3.00 pts)
- Adam Vinatieri PAT (1.00 pts)
- Adam Vinatieri PAT (1.00 pts)
- Adam Vinatieri 47 yd FG (3.00 pts)
- Adam Vinatieri 23 yd FG (3.00 pts)

#### GAME TOTAL BONUSES:

- Mark Sanchez 299 yards passing (11.96 pts)
- Mark Sanchez 4 combined rushing and receiving yds (0.40 pts)

<b>21.96</b>	<u>Matt Schaub</u>	HOU	QB	HOU 24 JAC 31	<b>FINAL</b>
	22-32, 314 yds passing (2 TDs) 3 carries, 14 yds rushing				
<b>13.50</b>	<u>Ahmad Bradshaw</u>	NYG	RB	DAL 33 NYG 20	<b>FINAL</b>
	20 carries, 73 yds rushing 6 catches, 62 yds receiving				
<b>5.50</b>	<u>Rashard Mendenhall</u>	PIT	RB	NWE 39 PIT 26	<b>FINAL</b>
	11 carries, 50 yds rushing 2 catches, 5 yds receiving				
<b>14.60</b>	<u>Chad Ochocinco</u>	CIN	WR	CIN 17 IND 23	<b>FINAL</b>
	7 catches, 86 yds receiving (1 TDs)				
<b>20.60</b>	<u>Andre Johnson</u>	HOU	WR	HOU 24 JAC 31	<b>FINAL</b>
	9 catches, 146 yds receiving (1 TDs)				
<b>5.90</b>	<u>Braylon Edwards</u>	NYJ	WR	NYJ 26 CLE 20	<b>FINAL</b>
	4 catches, 59 yds receiving, 1 tackle				
<b>5.00</b>	<u>Rob Bironas</u>	TEN	K	TEN 17 MIA 29	<b>FINAL</b>
	1 FG (40), 2 PATs1 assist				
<b>4.00</b>	<u>Chicago Bears</u>	CHI	D/ST	MIN 13 CHI 27	<b>FINAL</b>
	44 tackles, 2 assists, 5 passes defensed, 3 INT, 1 FF, 1 FR				
<b>91.06</b>					

#### SCORING:

- Matt Schaub 9 yd TD pass to Andre Johnson (4.00 pts)
- Matt Schaub 18 yd TD pass to Kevin Walter (4.00 pts)
- Chad Ochocinco 5 yd TD pass from Carson Palmer (6.00 pts)
- Andre Johnson 9 yd TD pass from Matt Schaub (6.00 pts)
- Rob Bironas PAT (1.00 pts)
- Rob Bironas 40 yd FG (3.00 pts)
- Rob Bironas PAT (1.00 pts)

#### GAME TOTAL BONUSES:

- Matt Schaub 314 yards passing (12.56 pts)
- Matt Schaub 14 combined rushing and receiving yds (1.40 pts)

## HARGER FANTASY FOOTBALL LEAGUE 2010

### Week 10 – Head to Head

Willis McGahee 4 combined rushing and receiving yds (0.40 pts)

Maurice Jones-Drew 123 combined rushing and receiving yds (12.30 pts)

Johnny Knox 90 combined rushing and receiving yds (9.00 pts)

Vernon Davis 79 combined rushing and receiving yds (7.90 pts)

Jacob Tamme 73 combined rushing and receiving yds (7.30 pts)

Tampa Bay Buccaneers 2.0 sacks (2.00 pts)

Tampa Bay Buccaneers 1 fumble recovered (1.00 pts)

Ahmad Bradshaw 135 combined rushing and receiving yds (13.50 pts)

Rashard Mendenhall 55 combined rushing and receiving yds (5.50 pts)

Chad Ochocinco 86 combined rushing and receiving yds (8.60 pts)

Andre Johnson 146 combined rushing and receiving yds (14.60 pts)

Braylon Edwards 59 combined rushing and receiving yds (5.90 pts)

Chicago Bears 3 interceptions (3.00 pts)

Chicago Bears 1 fumble recovered (1.00 pts)

#### **DEDUCTIONS:**

Mark Sanchez 1 interception (-1.00 pts)

#### **BENCH:**

25.14 Matt Ryan, QB

0.00 DeAngelo Williams, RB

0.00 Michael Bush, RB

0.00 Darren McFadden, RB

0.00 Ryan Mathews, RB

0.00 Greg Jennings, WR

3.80 Tony Gonzalez, TE

2.00 Baltimore Ravens, D/ST

#### **DEDUCTIONS:**

None.

#### **BENCH:**

4.10 Chester Taylor, RB

7.10 Ronnie Brown, RB

4.50 Marion Barber, RB

7.80 Matt Forte, RB

10.80 Derrick Mason, WR

0.00 Donald Driver, WR

5.20 Lee Evans, WR

9.00 Robbie Gould, K

## HARGER FANTASY FOOTBALL LEAGUE 2010

### Week 10 – Head to Head



**NO Mercy**  
Owner: Phillip Harger

VS



**Big Sexy**  
Owner: Robin Lucas

<b>27.74</b>	<u>Kyle Orton</u>	DEN	QB	KAN 29 DEN 49	<b>FINAL</b>
	22-34, 296 yds passing (4 TDs) 1 carry, -1 yds rushing				
<b>18.40</b>	<u>Chris Johnson</u>	TEN	RB	TEN 17 MIA 29	<b>FINAL</b>
	17 carries, 117 yds rushing (1 TDs) 1 catch, 7 yds receiving				
<b>15.90</b>	<u>Peyton Hillis</u>	CLE	RB	NYJ 26 CLE 20	<b>FINAL</b>
	19 carries, 82 yds rushing (1 TDs), 1 fumble(s) 4 catches, 27 yds receiving				
<b>2.80</b>	<u>Santana Moss</u>	WAS	WR	PHI 59 WAS 28	<b>FINAL</b>
	3 catches, 28 yds receiving, 1 tackle				
<b>11.70</b>	<u>Jabar Gaffney</u>	DEN	WR	KAN 29 DEN 49	<b>FINAL</b>
	3 catches, 57 yds receiving (1 TDs)				
<b>12.80</b>	<u>Miles Austin</u>	DAL	WR	DAL 33 NYG 20	<b>FINAL</b>
	1 carry, 0 yds rushing 2 catches, 68 yds receiving (1 TDs)				
<b>6.00</b>	<u>Neil Rackers</u>	HOU	K	HOU 24 JAC 31	<b>FINAL</b>
	1 FG (24), 3 PATs				
<b>2.00</b>	<u>New York Giants</u>	NYG	D/ST	DAL 33 NYG 20	<b>FINAL</b>
	40 tackles, 18 assists, 3 passes defended, 1.0 sack, 1 INT				
<b>97.34</b>					

#### SCORING:

Kyle Orton 17 yd TD pass to Knowshon Moreno (4.00 pts)  
 Kyle Orton 6 yd TD pass to Brandon Lloyd (4.00 pts)  
 Kyle Orton 40 yd TD pass to Jabar Gaffney (4.00 pts)  
 Kyle Orton 15 yd TD pass to Brandon Lloyd (4.00 pts)  
 Chris Johnson 17 yd rushing TD (6.00 pts)  
 Peyton Hillis 12 yd rushing TD (6.00 pts)  
 Jabar Gaffney 40 yd TD pass from Kyle Orton (6.00 pts)  
 Miles Austin 24 yd TD pass from Jon Kitna (6.00 pts)  
 Neil Rackers 24 yd FG (3.00 pts)  
 Neil Rackers PAT (1.00 pts)

<b>7.40</b>	<u>Peyton Manning</u>	IND	QB	CIN 17 IND 23	<b>FINAL</b>
	20-36, 185 yds passing				
<b>2.20</b>	<u>Thomas Jones</u>	KAN	RB	KAN 29 DEN 49	<b>FINAL</b>
	4 carries, 3 yds rushing 1 catch, 19 yds receiving				
<b>15.40</b>	<u>LeSean McCoy</u>	PHI	RB	PHI 59 WAS 28	<b>FINAL</b>
	11 carries, 43 yds rushing 5 catches, 51 yds receiving (1 TDs)				
<b>3.40</b>	<u>Brandon Marshall</u>	MIA	WR	TEN 17 MIA 29	<b>FINAL</b>
	0-1, 0 yds passing 3 catches, 34 yds receiving, 1 tackle				
<b>2.60</b>	<u>Mike Sims-Walker</u>	JAC	WR	HOU 24 JAC 31	<b>FINAL</b>
	3 catches, 26 yds receiving				
<b>25.60</b>	<u>Mike Wallace</u>	PIT	WR	NWE 39 PIT 26	<b>FINAL</b>
	8 catches, 136 yds receiving (2 TDs), 1 tackle				
<b>8.00</b>	<u>Josh Brown</u>	STL	K	STL 20 SFO 23	<b>FINAL</b>
	2 FGs (42,33), 2 PATs				
<b>2.00</b>	<u>Cincinnati Bengals</u>	CIN	D/ST	CIN 17 IND 23	<b>FINAL</b>
	46 tackles, 16 assists, 2 passes defended, 2.0 sacks				
<b>66.60</b>					

#### SCORING:

LeSean McCoy 11 yd TD pass from Michael Vick (6.00 pts)  
 Mike Wallace 15 yd TD pass from Ben Roethlisberger (6.00 pts)  
 Mike Wallace 33 yd TD pass from Ben Roethlisberger (6.00 pts)  
 Josh Brown 42 yd FG (3.00 pts)  
 Josh Brown PAT (1.00 pts)  
 Josh Brown PAT (1.00 pts)  
 Josh Brown 33 yd FG (3.00 pts)

**HARGER FANTASY FOOTBALL LEAGUE 2010**  
**Week 10 – Head to Head**

Neil Rackers PAT (1.00 pts)

Neil Rackers PAT (1.00 pts)

**GAME TOTAL BONUSES:**

Kyle Orton 296 yards passing (11.84 pts)

Kyle Orton -1 combined rushing and receiving yds (-0.10 pts)

Chris Johnson 124 combined rushing and receiving yds (12.40 pts)

Peyton Hillis 109 combined rushing and receiving yds (10.90 pts)

Santana Moss 28 combined rushing and receiving yds (2.80 pts)

Jabar Gaffney 57 combined rushing and receiving yds (5.70 pts)

Miles Austin 68 combined rushing and receiving yds (6.80 pts)

New York Giants 1.0 sack (1.00 pts)

New York Giants 1 interception (1.00 pts)

**DEDUCTIONS:**

Peyton Hillis 1 fumble lost (-1.00 pts)

**BENCH:**

0.00 Philip Rivers, QB

9.40 Shonn Greene, RB

0.80 Javon Ringer, RB

15.10 LeGarrette Blount, RB

8.90 Wes Welker, WR

0.00 Malcom Floyd, WR

0.00 James Jones, WR

2.50 Dustin Keller, TE

**GAME TOTAL BONUSES:**

Peyton Manning 185 yards passing (7.40 pts)

Thomas Jones 22 combined rushing and receiving yds (2.20 pts)

LeSean McCoy 94 combined rushing and receiving yds (9.40 pts)

Brandon Marshall 34 combined rushing and receiving yds (3.40 pts)

Mike Sims-Walker 26 combined rushing and receiving yds (2.60 pts)

Mike Wallace 136 combined rushing and receiving yds (13.60 pts)

Cincinnati Bengals 2.0 sacks (2.00 pts)

**DEDUCTIONS:**

None.

**BENCH:**

12.90 Chad Henne, QB

2.80 Brandon Jacobs, RB

1.40 C.J. Spiller, RB

0.00 Lance Moore, WR

0.00 LeGeddu Naanee, WR

15.00 Jeremy Maclin, WR

0.00 Jason Hanson, K

0.00 Green Bay Packers, D/ST



# HARGER FANTASY FOOTBALL LEAGUE 2010

## Week 10 – Head to Head



**JJJammin-On-The-One**

Owner: A.J. Harger

VS



**Roughriders**

Owner: Bryan Ferryman

<b>9.94</b>	<u>Ryan Fitzpatrick</u>	BUF	QB	DET 12 BUF 14	<b>FINAL</b>
	12-24, 146 yds passing (1 TDs) 1 carry, 1 yds rushing				
<b>11.00</b>	<u>LaDainian Tomlinson</u>	NYJ	RB	NYJ 26 CLE 20	<b>FINAL</b>
	18 carries, 57 yds rushing 6 catches, 53 yds receiving				
<b>3.90</b>	<u>Michael Turner</u>	ATL	RB	BAL 21 ATL 26	<b>FINAL</b>
	17 carries, 39 yds rushing				
<b>8.60</b>	<u>Nate Washington</u>	TEN	WR	TEN 17 MIA 29	<b>FINAL</b>
	3 catches, 26 yds receiving (1 TDs)				
<b>3.70</b>	<u>Steve Johnson</u>	BUF	WR	DET 12 BUF 14	<b>FINAL</b>
	3 catches, 37 yds receiving				
<b>16.40</b>	<u>Dez Bryant</u>	DAL	WR	DAL 33 NYG 20	<b>FINAL</b>
	3 catches, 104 yds receiving (1 TDs)				
<b>3.00</b>	<u>Billy Cundiff</u>	BAL	K	BAL 21 ATL 26	<b>FINAL</b>
	3 PATs				
<b>0.00</b>	<u>Kansas City Chiefs</u>	KAN	D/ST	KAN 29 DEN 49	<b>FINAL</b>
	50 tackles, 2 assists, 6 passes defensed				
<b>56.54</b>					

<b>27.68</b>	<u>Ben Roethlisberger</u>	PIT	QB	NWE 39 PIT 26	<b>FINAL</b>
	30-49, 387 yds passing (3 TDs), 1 INTs 1 carry, 12 yds rushing				
<b>10.30</b>	<u>Mike Goodson</u>	CAR	RB	CAR 16 TAM 31	<b>FINAL</b>
	23 carries, 100 yds rushing, 1 fumble(s) 3 catches, 13 yds receiving				
<b>3.90</b>	<u>Jahvid Best</u>	DET	RB	DET 12 BUF 14	<b>FINAL</b>
	17 carries, 35 yds rushing 4 catches, 4 yds receiving				
<b>11.00</b>	<u>Anquan Boldin</u>	BAL	WR	BAL 21 ATL 26	<b>FINAL</b>
	5 catches, 50 yds receiving (1 TDs)				
<b>15.10</b>	<u>Mario Manningham</u>	NYG	WR	DAL 33 NYG 20	<b>FINAL</b>
	10 catches, 91 yds receiving (1 TDs)				
<b>2.90</b>	<u>Visanthe Shiancoe</u>	MIN	TE	MIN 13 CHI 27	<b>FINAL</b>
	4 catches, 29 yds receiving, 1 tackle				
<b>7.00</b>	<u>Josh Scobee</u>	JAC	K	HOU 24 JAC 31	<b>FINAL</b>
	1 FG (38), 2 missed FGs (39,43), 4 PATs				
<b>3.00</b>	<u>Minnesota Vikings</u>	MIN	D/ST	MIN 13 CHI 27	<b>FINAL</b>
	59 tackles, 1 assist, 3 passes defensed, 1.0 sack, 2 INT				
<b>80.88</b>					

### SCORING:

Ryan Fitzpatrick 16 yd TD pass to Fred Jackson (4.00 pts)  
Nate Washington 14 yd TD pass from Vince Young (6.00 pts)  
Dez Bryant 13 yd TD pass from Jon Kitna (6.00 pts)  
Billy Cundiff PAT (1.00 pts)  
Billy Cundiff PAT (1.00 pts)  
Billy Cundiff PAT (1.00 pts)

### GAME TOTAL BONUSES:

Ryan Fitzpatrick 146 yards passing (5.84 pts)

### SCORING:

Ben Roethlisberger 6 yd TD pass to Emmanuel Sanders (4.00 pts)  
Ben Roethlisberger 15 yd TD pass to Mike Wallace (4.00 pts)  
Ben Roethlisberger 33 yd TD pass to Mike Wallace (4.00 pts)  
Anquan Boldin 5 yd TD pass from Joe Flacco (6.00 pts)  
Mario Manningham 5 yd TD pass from Eli Manning (6.00 pts)  
Josh Scobee 38 yd FG (3.00 pts)  
Josh Scobee PAT (1.00 pts)  
Josh Scobee PAT (1.00 pts)  
Josh Scobee PAT (1.00 pts)  
Josh Scobee PAT (1.00 pts)

### GAME TOTAL BONUSES:

Ben Roethlisberger 387 yards passing (15.48 pts)

# HARGER FANTASY FOOTBALL LEAGUE 2010

## Week 10 – Head to Head

Ryan Fitzpatrick 1 combined rushing and receiving yds (0.10 pts)

LaDainian Tomlinson 110 combined rushing and receiving yds (11.00 pts)

Michael Turner 39 combined rushing and receiving yds (3.90 pts)

Nate Washington 26 combined rushing and receiving yds (2.60 pts)

Steve Johnson 37 combined rushing and receiving yds (3.70 pts)

Dez Bryant 104 combined rushing and receiving yds (10.40 pts)

### DEDUCTIONS:

None.

### BENCH:

6.70 Brett Favre, QB

34.06 Matt Cassel, QB

12.30 BenJarvus Green-Ellis, RB

21.60 Knowshon Moreno, RB

25.80 Roddy White, WR

0.00 Steve Smith, WR

0.00 Sebastian Janikowski, K

0.00 Oakland Raiders, D/ST

Ben Roethlisberger 12 combined rushing and receiving yds (1.20 pts)

Mike Goodson 113 combined rushing and receiving yds (11.30 pts)

Jahvid Best 39 combined rushing and receiving yds (3.90 pts)

Anquan Boldin 50 combined rushing and receiving yds (5.00 pts)

Mario Manningham 91 combined rushing and receiving yds (9.10 pts)

Visanthe Shiancoe 29 combined rushing and receiving yds (2.90 pts)

Minnesota Vikings 1.0 sack (1.00 pts)

Minnesota Vikings 2 interceptions (2.00 pts)

### DEDUCTIONS:

Ben Roethlisberger 1 interception (-1.00 pts)

Mike Goodson 1 fumble lost (-1.00 pts)

### BENCH:

0.00 Drew Brees, QB

0.00 Ryan Torain, RB

0.00 Mike Tolbert, RB

8.60 Javarris James, RB

6.40 Nate Burleson, WR

2.90 Davone Bess, WR

0.70 Jason Witten, TE

0.00 New Orleans Saints, D/ST

# HARGER FANTASY FOOTBALL LEAGUE 2010

## Week 10 – Head to Head



### The General

Owner: Matthew Harger



### The Columbus Knights

Owner: Jamie Johnston

VS

<b>32.30</b>	<u>Tom Brady</u>	NWE	QB	NWE 39 PIT 26	<b>FINAL</b>
	30-43, 350 yds passing (3 TDs) 1 carry, 3 yds rushing (1 TDs)				
<b>21.40</b>	<u>Frank Gore</u>	SFO	RB	STL 20 SFO 23	<b>FINAL</b>
	22 carries, 87 yds rushing (1 TDs) 3 catches, 67 yds receiving				
<b>5.00</b>	<u>Donald Brown</u>	IND	RB	CIN 17 IND 23	<b>FINAL</b>
	12 carries, 50 yds rushing				
<b>3.40</b>	<u>Reggie Wayne</u>	IND	WR	CIN 17 IND 23	<b>FINAL</b>
	3 catches, 34 yds receiving				
<b>11.10</b>	<u>Larry Fitzgerald</u>	ARI	WR	SEA 36 ARI 18	<b>FINAL</b>
	7 catches, 91 yds receiving (1 2XPs), 1 tackle				
<b>8.20</b>	<u>Hakeem Nicks</u>	NYG	WR	DAL 33 NYG 20	<b>FINAL</b>
	5 catches, 82 yds receiving				
<b>8.00</b>	<u>Nick Folk</u>	NYJ	K	NYJ 26 CLE 20	<b>FINAL</b>
	2 FGs (27,25), 3 missed FGs (48,24,47), 2 PATs				
<b>0.00</b>	<u>Pittsburgh Steelers</u>	PIT	D/ST	NWE 39 PIT 26	<b>FINAL</b>
	47 tackles, 26 assists, 2 passes defensed				
<b>89.40</b>					

<b>22.62</b>	<u>Eli Manning</u>	NYG	QB	DAL 33 NYG 20	<b>FINAL</b>
	33-48, 373 yds passing (2 TDs), 2 INTs 3 carries, 17 yds rushing				
<b>4.10</b>	<u>Cedric Benson</u>	CIN	RB	CIN 17 IND 23	<b>FINAL</b>
	14 carries, 24 yds rushing, 1 fumble(s) 5 catches, 27 yds receiving				
<b>18.10</b>	<u>Jamaal Charles</u>	KAN	RB	KAN 29 DEN 49	<b>FINAL</b>
	14 carries, 41 yds rushing 5 catches, 80 yds receiving (1 TDs)				
<b>2.60</b>	<u>Randy Moss</u>	TEN	WR	TEN 17 MIA 29	<b>FINAL</b>
	1 catch, 26 yds receiving				
<b>21.00</b>	<u>Brandon Lloyd</u>	DEN	WR	KAN 29 DEN 49	<b>FINAL</b>
	6 catches, 90 yds receiving (2 TDs)				
<b>13.60</b>	<u>Santonio Holmes</u>	NYJ	WR	NYJ 26 CLE 20	<b>FINAL</b>
	5 catches, 76 yds receiving (1 TDs)				
<b>11.00</b>	<u>David Akers</u>	PHI	K	PHI 59 WAS 28	<b>FINAL</b>
	1 FG (48), 8 PATs1 assist				
<b>5.00</b>	<u>New York Jets</u>	NYJ	D/ST	NYJ 26 CLE 20	<b>FINAL</b>
	46 tackles, 12 assists, 3.0 sacks, 2 FF, 2 FR				
<b>98.02</b>					

### SCORING:

- Tom Brady 19 yd TD pass to Rob Gronkowski (4.00 pts)
- Tom Brady 9 yd TD pass to Rob Gronkowski (4.00 pts)
- Tom Brady 3 yd rushing TD (6.00 pts)
- Tom Brady 25 yd TD pass to Rob Gronkowski (4.00 pts)
- Frank Gore 1 yd rushing TD (6.00 pts)
- Larry Fitzgerald 2XP pass from Derek Anderson (2.00 pts)
- Nick Folk 27 yd FG (3.00 pts)
- Nick Folk PAT (1.00 pts)
- Nick Folk PAT (1.00 pts)
- Nick Folk 25 yd FG (3.00 pts)

### SCORING:

- Eli Manning 5 yd TD pass to Mario Manningham (4.00 pts)
- Eli Manning 35 yd TD pass to Kevin Boss (4.00 pts)
- Jamaal Charles 5 yd TD pass from Matt Cassel (6.00 pts)
- Brandon Lloyd 6 yd TD pass from Kyle Orton (6.00 pts)
- Brandon Lloyd 15 yd TD pass from Kyle Orton (6.00 pts)
- Santonio Holmes 37 yd TD pass from Mark Sanchez (6.00 pts)
- David Akers PAT (1.00 pts)
- David Akers PAT (1.00 pts)
- David Akers PAT (1.00 pts)
- David Akers PAT (1.00 pts)
- David Akers PAT (1.00 pts)

# HARGER FANTASY FOOTBALL LEAGUE 2010

## Week 10 – Head to Head

### GAME TOTAL BONUSES:

Tom Brady 350 yards passing (14.00 pts)  
Tom Brady 3 combined rushing and receiving yds (0.30 pts)  
Frank Gore 154 combined rushing and receiving yds (15.40 pts)  
Donald Brown 50 combined rushing and receiving yds (5.00 pts)  
Reggie Wayne 34 combined rushing and receiving yds (3.40 pts)  
Larry Fitzgerald 91 combined rushing and receiving yds (9.10 pts)  
Hakeem Nicks 82 combined rushing and receiving yds (8.20 pts)

### DEDUCTIONS:

None.

### BENCH:

16.80 Donovan McNabb, QB  
14.50 Carnell Williams, RB  
0.00 Jonathan Stewart, RB  
4.70 Steve Smith, WR  
0.00 Patrick Crayton, WR  
0.00 Kenny Britt, WR  
0.00 Aaron Hernandez, TE  
5.00 Ryan Succop, K

David Akers PAT (1.00 pts)  
David Akers 48 yd FG (3.00 pts)  
David Akers PAT (1.00 pts)  
David Akers PAT (1.00 pts)

### GAME TOTAL BONUSES:

Eli Manning 373 yards passing (14.92 pts)  
Eli Manning 17 combined rushing and receiving yds (1.70 pts)  
Cedric Benson 51 combined rushing and receiving yds (5.10 pts)  
Jamaal Charles 121 combined rushing and receiving yds (12.10 pts)  
Randy Moss 26 combined rushing and receiving yds (2.60 pts)  
Brandon Lloyd 90 combined rushing and receiving yds (9.00 pts)  
Santonio Holmes 76 combined rushing and receiving yds (7.60 pts)  
New York Jets 3.0 sacks (3.00 pts)  
New York Jets 2 fumbles recovered (2.00 pts)

### DEDUCTIONS:

Eli Manning 2 interceptions (-2.00 pts)  
Cedric Benson 1 fumble lost (-1.00 pts)

### BENCH:

0.00 Aaron Rodgers, QB  
0.00 Joseph Addai, RB  
3.30 Roy Williams, WR  
0.00 Vincent Jackson, WR  
12.40 Percy Harvin, WR  
5.30 Mercedes Lewis, TE  
0.00 Mason Crosby, K  
9.00 Dallas Cowboys, D/ST

## HARGER FANTASY FOOTBALL LEAGUE 2010

### Week 10 – Head to Head



**The Feds**  
Owner: Paul Harger



**The Mighty Warriors**  
Owner: Mark Harger

VS

	<u>Joe Flacco</u>	BAL	QB		
<b>20.90</b>	22-34, 215 yds passing (3 TDs), 1 INTs			BAL 21 ATL 26	<b>FINAL</b>
	3 carries, 13 yds rushing				
	<u>Ray Rice</u>	BAL	RB		
<b>10.20</b>	12 carries, 59 yds rushing			BAL 21 ATL 26	<b>FINAL</b>
	3 catches, 43 yds receiving				
	<u>Terrell Owens</u>	CIN	WR		
<b>6.40</b>	4 catches, 64 yds receiving			CIN 17 IND 23	<b>FINAL</b>
	<u>Dwayne Bowe</u>	KAN	WR		
<b>30.60</b>	13 catches, 186 yds receiving (2 TDs)			KAN 29 DEN 49	<b>FINAL</b>
	<u>DeSean Jackson</u>	PHI	WR		
<b>16.30</b>	1 carry, 5 yds rushing			PHI 59 WAS 28	<b>FINAL</b>
	2 catches, 98 yds receiving (1 TDs)				
	<u>Mike Williams</u>	TAM	WR		
<b>6.80</b>	4 catches, 68 yds receiving			CAR 16 TAM 31	<b>FINAL</b>
	<u>Matt Bryant</u>	ATL	K		
<b>9.00</b>	2 FGs (28,51), 2 PATs			BAL 21 ATL 26	<b>FINAL</b>
	<u>Philadelphia Eagles</u>	PHI	D/ST		
<b>11.00</b>	1 TD, 33 tackles, 21 assists, 7 passes defended, 2.0 sacks, 3 INT			PHI 59 WAS 28	<b>FINAL</b>
<b>111.20</b>					

	<u>Michael Vick</u>	PHI	QB		
<b>49.32</b>	20-28, 333 yds passing (4 TDs)			PHI 59 WAS 28	<b>FINAL</b>
	8 carries, 80 yds rushing (2 TDs)				
	<u>Adrian Peterson</u>	MIN	RB		
<b>7.50</b>	17 carries, 51 yds rushing			MIN 13 CHI 27	<b>FINAL</b>
	4 catches, 24 yds receiving				
	<u>Arian Foster</u>	HOU	RB		
<b>12.00</b>	15 carries, 56 yds rushing (1 TDs)			HOU 24 JAC 31	<b>FINAL</b>
	1 catch, 4 yds receiving				
	<u>Calvin Johnson</u>	DET	WR		
<b>18.80</b>	10 catches, 128 yds receiving (1 TDs)			DET 12 BUF 14	<b>FINAL</b>
	<u>Steve Breaston</u>	ARI	WR		
<b>9.80</b>	4 catches, 98 yds receiving			SEA 36 ARI 18	<b>FINAL</b>
	<u>Pierre Garcon</u>	IND	WR		
<b>3.70</b>	5 catches, 37 yds receiving			CIN 17 IND 23	<b>FINAL</b>
	<u>Lawrence Tynes</u>	NYG	K		
<b>8.00</b>	2 FGs (43,25), 2 PATs			DAL 33 NYG 20	<b>FINAL</b>
	<u>Tennessee Titans</u>	TEN	D/ST		
<b>2.00</b>	49 tackles, 15 assists, 8 passes defended, 1.0 sack, 1 INT, 1 FF			TEN 17 MIA 29	<b>FINAL</b>
<b>111.12</b>					

**SCORING:**

- Joe Flacco 5 yd TD pass to Anquan Boldin (4.00 pts)
- Joe Flacco 6 yd TD pass to Derrick Mason (4.00 pts)
- Joe Flacco 9 yd TD pass to Todd Heap (4.00 pts)
- Dwayne Bowe 15 yd TD pass from Matt Cassel (6.00 pts)
- Dwayne Bowe 22 yd TD pass from Matt Cassel (6.00 pts)
- DeSean Jackson 88 yd TD pass from Michael Vick (6.00 pts)
- Matt Bryant PAT (1.00 pts)

**SCORING:**

- Michael Vick 88 yd TD pass to DeSean Jackson (4.00 pts)
- Michael Vick 7 yd rushing TD (6.00 pts)
- Michael Vick 11 yd TD pass to LeSean McCoy (4.00 pts)
- Michael Vick 48 yd TD pass to Jeremy Maclin (4.00 pts)
- Michael Vick 6 yd rushing TD (6.00 pts)
- Michael Vick 3 yd TD pass to Jason Avant (4.00 pts)
- Arian Foster 1 yd rushing TD (6.00 pts)

## HARGER FANTASY FOOTBALL LEAGUE 2010

### Week 10 – Head to Head

Matt Bryant 28 yd FG (3.00 pts)  
Matt Bryant 51 yd FG (4.00 pts)  
Matt Bryant PAT (1.00 pts)  
Philadelphia Eagles 40 yd interception return TD (6.00 pts)

#### GAME TOTAL BONUSES:

Joe Flacco 215 yards passing (8.60 pts)  
Joe Flacco 13 combined rushing and receiving yds (1.30 pts)  
Ray Rice 102 combined rushing and receiving yds (10.20 pts)  
Terrell Owens 64 combined rushing and receiving yds (6.40 pts)  
Dwayne Bowe 186 combined rushing and receiving yds (18.60 pts)  
DeSean Jackson 103 combined rushing and receiving yds (10.30 pts)  
Mike Williams 68 combined rushing and receiving yds (6.80 pts)  
Philadelphia Eagles 2.0 sacks (2.00 pts)  
Philadelphia Eagles 3 interceptions (3.00 pts)

#### DEDUCTIONS:

Joe Flacco 1 interception (-1.00 pts)

#### BENCH:

18.54 Josh Freeman, QB  
20.80 Steven Jackson, RB  
0.00 Brandon Jackson, RB  
0.00 Hines Ward, WR  
0.00 Marques Colston, WR  
12.10 Michael Crabtree, WR  
4.00 Graham Gano, K  
3.00 Arizona Cardinals, D/ST

Calvin Johnson 20 yd TD pass from Shaun Hill (6.00 pts)  
Lawrence Tynes 43 yd FG (3.00 pts)  
Lawrence Tynes 25 yd FG (3.00 pts)  
Lawrence Tynes PAT (1.00 pts)  
Lawrence Tynes PAT (1.00 pts)

#### GAME TOTAL BONUSES:

Michael Vick 333 yards passing (13.32 pts)  
Michael Vick 80 combined rushing and receiving yds (8.00 pts)  
Adrian Peterson 75 combined rushing and receiving yds (7.50 pts)  
Arian Foster 60 combined rushing and receiving yds (6.00 pts)  
Calvin Johnson 128 combined rushing and receiving yds (12.80 pts)  
Steve Breaston 98 combined rushing and receiving yds (9.80 pts)  
Pierre Garcon 37 combined rushing and receiving yds (3.70 pts)  
Tennessee Titans 1.0 sack (1.00 pts)  
Tennessee Titans 1 interception (1.00 pts)

#### DEDUCTIONS:

None.

#### BENCH:

25.18 David Garrard, QB  
0.00 Clinton Portis, RB  
0.00 Reggie Bush, RB  
0.00 Sidney Rice, WR  
0.00 Jacoby Ford, WR  
0.00 Antonio Gates, TE  
11.00 Dan Carpenter, K  
2.00 Detroit Lions, D/ST

## HARGER FANTASY FOOTBALL LEAGUE 2010 Week 10 – Standings

HFFL2010 Division								
	W	L	T	PCT	PF	PA	DIV	STREAK
<a href="#">Pigskin Princess</a>	8	2	0	0.800	842.84	762.90	8 - 2 - 0	Won 2
<a href="#">The Mighty Warriors</a>	7	3	0	0.700	1038.32	837.92	7 - 3 - 0	Lost 1
<a href="#">The Feds</a>	7	3	0	0.700	867.40	875.88	7 - 3 - 0	Won 6
<a href="#">NO Mercy</a>	6	4	0	0.600	872.10	851.32	6 - 4 - 0	Won 2
<a href="#">JJJammin-On-The-One</a>	5	5	0	0.500	876.94	760.04	5 - 5 - 0	Lost 2
<a href="#">Doomsday II</a>	5	5	0	0.500	774.44	831.62	5 - 5 - 0	Lost 1
<a href="#">The Columbus Knights</a>	4	6	0	0.400	822.22	885.30	4 - 6 - 0	Won 1
<a href="#">Roughriders</a>	4	6	0	0.400	708.02	799.76	4 - 6 - 0	Won 1
<a href="#">The General</a>	2	8	0	0.200	794.32	865.98	2 - 8 - 0	Lost 8
<a href="#">Big Sexy</a>	2	8	0	0.200	749.20	875.08	2 - 8 - 0	Lost 4

Week 10 Results			
Doomsday II	88.26	<b>Pigskin Princess</b>	<b>91.06</b>
NO Mercy	<b>97.34</b>	Big Sexy	66.60
JJJammin-On-The-One	56.54	<b>Roughriders</b>	<b>80.88</b>
The General	89.40	<b>The Columbus Knights</b>	<b>98.02</b>
<b>The Feds</b>	<b>111.20</b>	The Mighty Warriors	111.12

# HARGER FANTASY FOOTBALL LEAGUE 2010

## Week 10 – Starting Points Summary



[Doomsday II](#)

88.26



[NO Mercy](#)

97.34

[Pigskin Princess](#)

91.06



[Big Sexy](#)

66.60

[GameCast](#) | [GameCenter](#) | **Final**  
 Actual vs Best: [Doomsday II](#) | [Pigskin Princess](#)  
 High Scorer: [Mark Sanchez](#) (25.36 points)

[GameCast](#) | [GameCenter](#) | **Final**  
 Actual vs Best: [NO Mercy](#) | [Big Sexy](#)  
 High Scorer: [Kyle Orton](#) (27.74 points)

[JJJammin-On-The-One](#)

56.54



[The General](#)

89.40



[Roughriders](#)

80.88



[The Columbus Knights](#)

98.02

[GameCast](#) | [GameCenter](#) | **Final**  
 Actual vs Best: [JJJammin-On-The-One](#) | [Roughriders](#)  
 High Scorer: [Ben Roethlisberger](#) (27.68 points)

[GameCast](#) | [GameCenter](#) | **Final**  
 Actual vs Best: [The General](#) | [The Columbus Knights](#)  
 High Scorer: [Tom Brady](#) (32.30 points)



[The Feds](#)

111.20



[The Mighty Warriors](#)

111.12

[GameCast](#) | [GameCenter](#) | **Final**  
 Actual vs Best: [The Feds](#) | [The Mighty Warriors](#)  
 High Scorer: [Michael Vick](#) (49.32 points)

League Average: 89.04





# Harger Fantasy Football League

## Top Quarterback Scoring

PLAYER	NFL	INJ	BYE	FA	TOTAL	AVG	10	9	8	7	6	5	4	3	2	1
Philip Rivers	SDG	-	10		187.36	20.82	bye	26.10	19.50	16.34	12.96	24.64	17.64	26.40	23.36	20.42
Aaron Rodgers	GNB	-	10		178.30	19.81	bye	27.66	7.30	19.20	22.92	17.72	19.24	23.64	26.20	14.42
Kyle Orton	DEN	-	9		178.10	19.79	27.74	bye	18.56	16.02	14.56	20.56	21.74	23.14	19.78	16.00
Peyton Manning	IND	-	7		164.92	18.32	7.40	13.76	19.02	bye	19.18	8.46	20.98	24.90	21.90	29.32
Drew Brees	NOR	-	10		162.68	18.08	bye	17.12	18.00	18.24	21.72	16.36	14.90	24.60	18.86	12.88
Eli Manning	NYG	-	8		159.62	17.74	22.62	23.50	bye	25.14	14.98	22.78	5.60	13.64	12.04	19.32
Tom Brady	NWE	T	5		157.54	17.50	32.30	17.06	13.30	10.46	13.78	bye	10.72	22.68	14.92	22.32
Michael Vick	PHI	-	8		156.10	17.34	49.32	26.12	bye	0.00	0.00	0.00	3.66	32.64	23.06	21.30
Matt Ryan	ATL	-	8		156.00	17.33	25.14	13.90	bye	25.46	16.30	10.98	14.42	19.72	20.60	9.48
Carson Palmer	CIN	T	6	*	150.00	16.67	16.68	16.92	14.54	28.48	bye	13.66	20.84	10.60	6.58	21.70
Joe Flacco	BAL	-	8		147.48	16.39	20.90	19.34	bye	20.90	19.90	15.84	13.34	22.08	7.06	8.12
Josh Freeman	TAM	-	4		142.62	15.85	18.54	16.16	17.32	16.48	12.96	16.20	bye	7.86	19.42	17.68
Matt Cassel	KAN	-	4		139.74	15.53	34.06	17.04	11.38	15.72	20.84	6.34	bye	21.70	5.54	7.12
Mark Sanchez	NYJ	T	7		138.84	15.43	25.36	22.54	10.44	bye	9.82	7.64	14.44	22.14	23.00	3.46
David Garrard	JAC	-	9		133.70	14.86	25.18	bye	31.60	0.00	0.96	18.02	24.92	6.40	6.82	19.80
Matt Schaub	HOU	T	7		133.60	14.84	21.96	9.78	10.14	bye	20.50	5.74	15.78	11.64	31.08	6.98
Ryan Fitzpatrick	BUF	-	6		131.70	14.63	9.94	14.86	16.22	31.28	bye	21.20	20.52	17.68	0.00	0.00
Donovan McNabb	WAS	T	9		129.14	14.35	16.80	bye	15.90	9.80	11.94	18.28	11.90	14.94	21.04	8.54
Jay Cutler	CHI	-	8	*	127.72	14.19	21.88	20.42	bye	10.24	13.50	0.00	-0.32	15.54	23.38	23.08
Sam Bradford	STL	-	9	*	119.30	13.26	15.14	bye	15.84	12.24	12.72	6.60	19.36	12.60	13.68	11.12
Chad Henne	MIA	D	5		112.40	12.49	12.90	7.54	6.98	13.28	17.14	bye	17.20	21.62	8.56	7.18
Shaun Hill	DET	-	7	*	106.18	11.80	16.02	0.00	0.00	bye	7.64	21.98	24.54	11.88	23.00	1.12
Tony Romo	DAL	T	4	*	106.10	11.79	0.00	0.00	0.00	5.56	23.00	26.14	bye	19.26	16.86	15.28
Matt Hasselbeck	SEA	T	5	*	104.86	11.65	17.32	0.00	5.52	11.78	13.38	bye	5.94	12.30	18.42	20.20
Brett Favre	MIN	T	4	*	101.54	11.28	6.70	23.94	9.36	9.48	7.72	19.66	bye	9.84	5.00	9.84
Alex Smith	SFO	-	9	*	94.46	10.50	0.00	bye	0.00	9.16	15.64	22.96	9.62	12.28	17.80	7.00
Vince Young	TEN	-	9	*	88.10	9.79	7.08	bye	18.42	0.00	6.44	17.12	12.72	9.32	0.84	16.16
Ben Roethlisberger	PIT	-	5		86.16	9.57	27.68	10.82	6.70	19.18	21.78	bye	0.00	0.00	0.00	0.00
Jason Campbell	OAK	-	10	*	82.18	9.13	bye	12.16	20.80	17.66	3.42	11.06	0.00	0.00	4.38	12.70
Derek Anderson	ARI	-	6	*	77.74	8.64	16.88	12.76	11.36	3.84	bye	0.24	0.56	11.88	4.44	15.78
Jon Kitna	DAL	-	4	*	66.74	7.42	24.58	9.32	16.36	16.48	0.00	0.00	bye	0.00	0.00	0.00
Kevin Kolb	PHI	-	8	*	65.00	7.22	-0.10	0.00	bye	12.04	24.14	14.82	13.14	0.00	0.00	0.96
Matthew Stafford	DET	T	7	*	52.50	5.83	0.00	24.70	25.48	bye	0.00	0.00	0.00	0.00	0.00	2.32
Colt McCoy	CLE	-	8	*	47.46	5.27	13.30	14.96	bye	3.76	15.44	0.00	0.00	0.00	0.00	0.00
Matt Moore	CAR	X	6	*	44.78	4.98	0.00	0.52	9.26	19.62	bye	-0.60	0.00	0.00	7.20	8.78
Seneca Wallace	CLE	-	8	*	43.52	4.84	0.00	0.00	bye	0.00	0.00	9.56	10.86	9.64	12.56	0.90
Kerry Collins	TEN	T	9	*	42.32	4.70	2.04	bye	2.08	20.04	8.30	0.00	0.00	0.00	9.86	0.00
Bruce Gradkowski	OAK	-	10	*	42.26	4.70	bye	0.00	0.00	0.00	0.00	0.56	17.72	14.50	9.48	0.00
Troy Smith	SFO	-	9	*	37.48	4.16	19.44	bye	18.04	0.00	0.00	0.00	0.00	0.00	0.00	0.00
Jimmy Clausen	CAR	T	6	*	28.98	3.22	8.74	1.98	-1.00	0.00	bye	1.44	10.94	5.52	1.36	0.00
Charlie Batch	PIT	-	5	*	26.08	2.90	0.00	0.00	0.00	0.00	0.00	bye	5.04	20.04	1.00	0.00
Tim Tebow	DEN	-	9	*	24.92	2.77	10.32	bye	6.10	0.00	8.30	0.00	0.00	0.00	0.00	0.20
Trent Edwards	JAC	-	9	*	19.24	2.14	0.00	bye	0.00	0.00	5.20	0.00	0.00	0.00	3.28	10.76
Todd Bouman	JAC	-	9	*	15.68	1.74	0.00	bye	0.00	15.68	0.00	0.00	0.00	0.00	0.00	0.00
Drew Stanton	DET	-	7	*	14.62	1.62	0.00	0.60	0.00	bye	13.88	0.14	0.00	0.00	0.00	0.00
Jake Delhomme	CLE	T	8	*	13.06	1.45	0.00	0.00	bye	0.00	0.00	1.88	0.00	0.00	0.00	11.18
Dennis Dixon	PIT	X	5	*	11.36	1.26	0.00	0.00	0.00	0.00	0.00	bye	0.00	0.00	2.52	8.84
Max Hall	ARI	-	6	*	10.90	1.21	0.00	0.00	4.34	-0.56	bye	5.72	2.28	0.00	-0.88	0.00
Tarvaris Jackson	MIN	-	4	*	10.74	1.19	0.00	0.00	10.74	0.00	0.00	0.00	bye	0.00	0.00	0.00
Tyler Thigpen	MIA	-	5	*	7.86	0.87	7.06	0.00	0.00	0.00	0.00	bye	0.80	0.00	0.00	0.00
Charlie Whitehurst	SEA	-	5	*	7.44	0.83	0.72	6.72	0.00	0.00	0.00	bye	0.00	0.00	0.00	0.00
Josh Johnson	TAM	-	4	*	6.72	0.75	1.40	0.00	0.00	0.00	1.78	0.16	bye	3.38	0.00	0.00
Luke McCown	JAC	X	9	*	5.20	0.58	0.00	bye	0.00	0.00	0.00	0.00	0.00	0.00	5.20	0.00
Caleb Hanie	CHI	-	8	*	2.10	0.23	0.00	0.00	bye	0.00	0.00	0.66	1.44	0.00	0.00	0.00
Tony Pike	CAR	-	6	*	1.88	0.21	0.00	1.88	0.00	0.00	bye	0.00	0.00	0.00	0.00	0.00
David Carr	SFO	-	9	*	1.68	0.19	0.00	bye	0.00	1.68	0.00	0.00	0.00	0.00	0.00	0.00
Chase Daniel	NOR	-	10	*	1.60	0.18	bye	1.60	0.00	0.00	0.00	0.00	0.00	0.00	0.00	0.00
Kyle Boller	OAK	-	10	*	1.10	0.12	bye	0.00	0.00	1.10	0.00	0.00	0.00	0.00	0.00	0.00
Chad Pennington	MIA	X	5	*	0.76	0.08	0.76	0.00	0.00	0.00	0.00	bye	0.00	0.00	0.00	0.00
Rex Grossman	WAS	-	9	*	0.76	0.08	0.00	bye	0.76	0.00	0.00	0.00	0.00	0.00	0.00	0.00
Mark Brunell	NYJ	-	7	*	0.28	0.03	0.00	0.00	0.00	bye	0.00	0.00	0.28	0.00	0.00	0.00
Billy Volek	SDG	-	10	*	0.02	0.00	bye	0.00	0.00	0.00	0.00	0.00	0.12	0.00	-0.10	0.00
Daunte Culpepper	DET	-	7	*	0.00	0.00	0.00	0.00	0.00	bye	0.00	0.00	0.00	0.00	0.00	0.00
Jeff Garcia	PHI	-	8	*	0.00	0.00	0.00	0.00	bye	0.00	0.00	0.00	0.00	0.00	0.00	0.00
Chris Redman	ATL	-	8	*	0.00	0.00	0.00	0.00	bye	0.00	0.00	0.00	0.00	0.00	0.00	0.00
Marc Bulger	BAL	-	8	*	0.00	0.00	0.00	0.00	bye	0.00	0.00	0.00	0.00	0.00	0.00	0.00
A.J. Feeley	STL	-	9	*	0.00	0.00	0.00	bye	0.00	0.00	0.00	0.00	0.00	0.00	0.00	0.00
J.T. O'Sullivan	SDG	-	10	*	0.00	0.00	bye	0.00	0.00	0.00	0.00	0.00	0.00	0.00	0.00	0.00
Josh McCown	CAR	-	6	*	0.00	0.00	0.00	0.00	0.00	0.00	bye	0.00	0.00	0.00	0.00	0.00
Joey Harrington	NOR	-	10	*	0.00	0.00	bye	0.00	0.00	0.00	0.00	0.00	0.00	0.00	0.00	0.00
Patrick Ramsey	MIA	-	9	*	0.00	0.00	0.00	bye	0.00	0.00	0.00	0.00	0.00	0.00	0.00	0.00
Byron Leftwich	PIT	-	5	*	0.00	0.00	0.00	0.00	0.00	0.00	0.00	bye	0.00	0.00	0.00	0.00
Chris Simms	TEN	-	9	*	0.00	0.00	0.00	bye	0.00	0.00	0.00	0.00	0.00	0.00	0.00	0.00
J.P. Losman	SEA	-	5	*	0.00	0.00	0.00	0.00	0.00	0.00	0.00	bye	0.00	0.00	0.00	0.00
Jim Sorgi	NYG	X	8	*	0.00	0.00	0.00	0.00	bye	0.00	0.00	0.00	0.00	0.00	0.00	0.00
Charlie Frye	OAK	X	10	*	0.00	0.00	bye	0.00	0.00	0.00	0.00	0.00	0.00	0.00	0.00	0.00



# Harger Fantasy Football League

## Top Quarterback Scoring

PLAYER	NFL	INJ	BYE	FA	TOTAL	AVG	10	9	8	7	6	5	4	3	2	1
Dan Orlovsky	HOU	-	7	*	0.00	0.00	0.00	0.00	0.00	bye	0.00	0.00	0.00	0.00	0.00	0.00
Matt Leinart	HOU	-	7	*	0.00	0.00	0.00	0.00	0.00	bye	0.00	0.00	0.00	0.00	0.00	0.00
Kellen Clemens	NYJ	-	7	*	0.00	0.00	0.00	0.00	0.00	bye	0.00	0.00	0.00	0.00	0.00	0.00
Brodie Croyle	KAN	-	4	*	0.00	0.00	0.00	0.00	0.00	0.00	0.00	0.00	bye	0.00	0.00	0.00
D.J. Shockley	ATL	-	8	*	0.00	0.00	0.00	0.00	bye	0.00	0.00	0.00	0.00	0.00	0.00	0.00
JaMarcus Russell	OAK	-	10	*	0.00	0.00	bye	0.00	0.00	0.00	0.00	0.00	0.00	0.00	0.00	0.00
Brady Quinn	DEN	-	9	*	0.00	0.00	0.00	bye	0.00	0.00	0.00	0.00	0.00	0.00	0.00	0.00
John Beck	WAS	-	9	*	0.00	0.00	0.00	bye	0.00	0.00	0.00	0.00	0.00	0.00	0.00	0.00
Jeff Rowe	NWE	-	5	*	0.00	0.00	0.00	0.00	0.00	0.00	0.00	0.00	bye	0.00	0.00	0.00
Jordan Palmer	CIN	-	6	*	0.00	0.00	0.00	0.00	0.00	0.00	0.00	bye	0.00	0.00	0.00	0.00
Tyler Palko	KAN	-	4	*	0.00	0.00	0.00	0.00	0.00	0.00	0.00	0.00	bye	0.00	0.00	0.00
Matt Gutierrez	CHI	-	8	*	0.00	0.00	0.00	0.00	bye	0.00	0.00	0.00	0.00	0.00	0.00	0.00
Brian Brohm	BUF	-	6	*	0.00	0.00	0.00	0.00	0.00	0.00	bye	0.00	0.00	0.00	0.00	0.00
Kevin O'Connell	NYJ	X	7	*	0.00	0.00	0.00	0.00	0.00	bye	0.00	0.00	0.00	0.00	0.00	0.00
John David Booty	HOU	-	7	*	0.00	0.00	0.00	0.00	0.00	bye	0.00	0.00	0.00	0.00	0.00	0.00
Erik Ainge	NYJ	-	7	*	0.00	0.00	0.00	0.00	0.00	bye	0.00	0.00	0.00	0.00	0.00	0.00
Colt Brennan	OAK	-	10	*	0.00	0.00	bye	0.00	0.00	0.00	0.00	0.00	0.00	0.00	0.00	0.00
Matt Flynn	GNB	-	10	*	0.00	0.00	bye	0.00	0.00	0.00	0.00	0.00	0.00	0.00	0.00	0.00
Brett Ratliff	---	-	8	*	0.00	0.00	0.00	0.00	bye	0.00	0.00	0.00	0.00	0.00	0.00	0.00
Pat White	MIA	-	5	*	0.00	0.00	0.00	0.00	0.00	0.00	0.00	bye	0.00	0.00	0.00	0.00
Stephen McGee	DAL	-	4	*	0.00	0.00	0.00	0.00	0.00	0.00	0.00	0.00	bye	0.00	0.00	0.00
Rhett Bomar	NYG	-	8	*	0.00	0.00	0.00	0.00	bye	0.00	0.00	0.00	0.00	0.00	0.00	0.00
Nate Davis	SFO	-	9	*	0.00	0.00	0.00	bye	0.00	0.00	0.00	0.00	0.00	0.00	0.00	0.00
Tom Brandstater	MIA	-	7	*	0.00	0.00	0.00	0.00	0.00	bye	0.00	0.00	0.00	0.00	0.00	0.00
Mike Teel	CHI	-	8	*	0.00	0.00	0.00	0.00	bye	0.00	0.00	0.00	0.00	0.00	0.00	0.00
Keith Null	JAC	-	9	*	0.00	0.00	0.00	bye	0.00	0.00	0.00	0.00	0.00	0.00	0.00	0.00
Curtis Painter	IND	-	7	*	0.00	0.00	0.00	0.00	0.00	bye	0.00	0.00	0.00	0.00	0.00	0.00
Richard Bartel	WAS	-	9	*	0.00	0.00	0.00	bye	0.00	0.00	0.00	0.00	0.00	0.00	0.00	0.00
Drew Willy	IND	-	7	*	0.00	0.00	0.00	0.00	0.00	bye	0.00	0.00	0.00	0.00	0.00	0.00
Mike Kafka	PHI	-	8	*	0.00	0.00	0.00	0.00	bye	0.00	0.00	0.00	0.00	0.00	0.00	0.00
John Skelton	ARI	-	6	*	0.00	0.00	0.00	0.00	0.00	0.00	bye	0.00	0.00	0.00	0.00	0.00
Jonathan Crompton	NWE	-	5	*	0.00	0.00	0.00	0.00	0.00	0.00	0.00	bye	0.00	0.00	0.00	0.00
Rusty Smith	TEN	-	9	*	0.00	0.00	0.00	bye	0.00	0.00	0.00	0.00	0.00	0.00	0.00	0.00
Dan LeFevour	CIN	-	6	*	0.00	0.00	0.00	0.00	0.00	0.00	bye	0.00	0.00	0.00	0.00	0.00
Joe Webb	MIN	-	4	*	0.00	0.00	0.00	0.00	0.00	0.00	0.00	bye	0.00	0.00	0.00	0.00
Levi Brown	BUF	-	6	*	0.00	0.00	0.00	0.00	0.00	0.00	bye	0.00	0.00	0.00	0.00	0.00
Sean Canfield	NOR	-	10	*	0.00	0.00	bye	0.00	0.00	0.00	0.00	0.00	0.00	0.00	0.00	0.00
Zac Robinson	DET	-	7	*	0.00	0.00	0.00	0.00	0.00	bye	0.00	0.00	0.00	0.00	0.00	0.00
Jevan Snead	TAM	-	4	*	0.00	0.00	0.00	0.00	0.00	0.00	0.00	bye	0.00	0.00	0.00	0.00
Jarrett Brown	SFO	-	9	*	0.00	0.00	0.00	bye	0.00	0.00	0.00	0.00	0.00	0.00	0.00	0.00
Tim Hiller	IND	-	7	*	0.00	0.00	0.00	0.00	0.00	bye	0.00	0.00	0.00	0.00	0.00	0.00
Hunter Cantwell	BAL	-	8	*	0.00	0.00	0.00	0.00	bye	0.00	0.00	0.00	0.00	0.00	0.00	0.00
Sage Rosenfels	NYG	-	8	*	-0.30	-0.03	0.00	-0.30	bye	0.00	0.00	0.00	0.00	0.00	0.00	0.00
Brian Hoyer	NWE	-	5	*	-1.30	-0.14	0.00	-1.10	0.00	0.00	0.00	bye	-0.20	0.00	0.00	0.00
Todd Collins	CHI	-	8	*	-1.36	-0.15	0.00	0.00	bye	0.00	0.00	-2.72	0.44	0.92	0.00	0.00



# Harger Fantasy Football League

## Top Running Back Scoring

PLAYER	NFL	INJ	BYE	FA	TOTAL	AVG	10	9	8	7	6	5	4	3	2	1
Arian Foster	HOU	-	7		188.70	20.97	12.00	31.70	22.70	bye	21.70	2.70	30.70	11.60	13.80	41.80
Adrian Peterson	MIN	-	4		166.90	18.54	7.50	26.40	20.20	23.20	13.10	10.80	bye	31.00	24.60	10.10
Peyton Hillis	CLE	-	8		148.72	16.52	15.90	33.00	bye	13.52	9.00	12.70	17.00	24.00	12.10	11.50
Frank Gore	SFO	T	9		147.30	16.37	21.40	bye	18.50	15.90	14.90	11.30	13.70	14.50	28.80	8.30
Chris Johnson	TEN	-	9		145.50	16.17	18.40	bye	14.30	7.30	19.10	25.20	5.40	24.50	4.30	27.00
Darren McFadden	OAK	-	10		134.90	14.99	bye	10.40	13.50	43.60	0.00	0.00	12.90	18.20	15.30	21.00
LeSean McCoy	PHI	T	8		131.70	14.63	15.40	10.30	bye	10.20	8.50	19.80	16.40	6.10	30.80	14.20
Ahmad Bradshaw	NYG	-	8		130.00	14.44	13.50	21.20	bye	12.80	14.30	8.90	19.30	16.80	8.90	14.30
Rashad Mendenhall	PIT	-	5		127.00	14.11	5.50	19.00	14.50	4.30	15.90	bye	20.80	20.30	7.20	19.50
Jamaal Charles	KAN	-	4		124.80	13.87	18.10	10.00	23.80	13.10	11.70	9.10	bye	15.40	7.60	16.00
Maurice Jones-Drew	JAC	-	9		121.10	13.46	24.30	bye	14.80	18.10	6.50	9.30	24.10	8.90	3.80	11.30
LaDainian Tomlinson	NYJ	T	7		119.20	13.24	11.00	10.20	8.30	bye	18.70	10.70	27.50	14.80	10.20	7.80
Steven Jackson	STL	-	9		117.30	13.03	20.80	bye	6.30	14.50	17.10	12.60	12.40	12.40	12.50	8.70
Matt Forte	CHI	-	8		115.40	12.82	7.80	8.10	bye	6.30	11.10	30.80	3.30	4.30	12.60	31.10
Michael Turner	ATL	-	8		110.60	12.29	3.90	22.70	bye	26.40	4.90	14.00	7.80	18.50	7.50	4.90
Ray Rice	BAL	-	8		106.40	11.82	10.20	18.00	bye	7.30	12.60	27.90	2.90	9.60	11.70	6.20
Jahvid Best	DET	T	7		103.80	11.53	3.90	8.80	7.90	bye	4.70	10.40	7.40	3.90	41.20	15.60
Cedric Benson	CIN	T	6		95.70	10.63	4.10	13.40	8.10	6.60	bye	18.30	6.00	21.00	7.80	10.40
Mike Tolbert	SDG	-	10		91.40	10.16	bye	5.40	15.00	7.80	6.30	8.50	16.30	8.00	21.50	2.60
Brandon Jackson	GNB	-	10		89.30	9.92	bye	18.80	7.20	16.40	8.20	14.00	3.40	3.90	9.90	7.50
BenJarvus Green-Ellis	NWE	-	5		88.50	9.83	12.30	1.40	24.30	8.40	8.00	bye	13.60	16.40	1.90	2.20
Knowshon Moreno	DEN	-	9		82.50	9.17	21.60	bye	5.90	21.00	3.80	0.00	0.00	0.00	17.80	12.40
Thomas Jones	KAN	-	4		79.30	8.81	2.20	3.20	8.20	18.50	17.00	1.90	bye	15.60	8.80	3.90
Ronnie Brown	MIA	-	5		73.40	8.16	7.10	15.90	6.80	3.40	7.50	bye	5.60	5.30	7.30	14.50
Fred Jackson	BUF	-	6		73.10	8.12	28.00	8.60	7.50	7.70	bye	6.60	2.10	0.80	9.90	1.90
Jason Snelling	ATL	-	8	*	71.20	7.91	12.70	3.90	bye	1.90	2.70	2.00	3.60	7.00	36.60	0.80
Brandon Jacobs	NYG	-	8		70.40	7.82	2.80	7.80	bye	12.50	15.50	10.10	12.60	1.80	0.80	6.50
Joseph Addai	IND	T	7		69.40	7.71	0.00	0.00	0.00	bye	17.80	8.90	20.20	3.90	11.30	7.30
Michael Bush	OAK	-	10		69.10	7.68	bye	1.70	16.60	12.50	5.90	19.50	11.60	1.30	0.00	0.00
Justin Forsett	SEA	-	5	*	68.50	7.61	15.50	0.40	3.70	7.20	13.60	bye	7.50	9.40	5.20	6.00
Ryan Torain	WAS	T	9		67.60	7.51	0.00	bye	8.90	11.50	22.90	6.70	13.00	4.60	0.00	0.00
Felix Jones	DAL	-	4		65.50	7.28	19.60	1.60	3.60	6.20	9.30	12.60	bye	4.30	1.90	6.40
Danny Woodhead	NWE	-	5	*	61.90	6.88	3.30	9.20	11.80	5.20	11.50	bye	10.70	10.20	0.00	0.00
Carnell Williams	TAM	-	4		61.60	6.84	14.50	2.20	3.60	10.60	7.10	3.30	bye	4.60	5.90	9.80
Tim Hightower	ARI	-	6	*	61.30	6.81	12.20	3.90	1.10	5.30	bye	0.60	2.40	4.00	18.40	13.40
LeGarrette Blount	TAM	-	4		59.80	6.64	15.10	4.60	23.90	7.20	0.00	0.30	bye	8.70	0.00	0.00
Shonn Greene	NYJ	-	7		57.10	6.34	9.40	5.50	3.20	bye	4.30	11.70	11.70	3.60	6.00	1.70
Willis McGahee	BAL	-	8		56.30	6.26	0.40	12.60	bye	13.40	0.00	12.70	9.10	2.90	1.00	4.20
Ricky Williams	MIA	-	5	*	56.20	6.24	7.00	0.10	10.90	4.80	6.30	bye	16.10	2.80	2.00	6.20
Keiland Williams	WAS	-	9		56.20	6.24	31.90	bye	11.30	0.00	9.10	1.00	0.00	1.40	1.50	0.00
Ryan Mathews	SDG	-	10		56.10	6.23	bye	5.00	11.40	2.20	7.60	5.90	12.80	0.00	4.50	6.70
Marshawn Lynch	SEA	-	5	*	54.00	6.00	12.20	4.80	0.70	8.90	11.30	bye	-0.20	8.60	6.40	1.30
DeAngelo Williams	CAR	X	6		47.20	5.24	0.00	0.00	0.00	5.30	bye	5.90	16.00	6.40	7.40	6.20
Darren Sproles	SDG	-	10	*	44.10	4.90	bye	0.90	13.70	7.70	5.70	3.30	0.70	1.60	10.00	0.50
Marion Barber	DAL	-	4		40.40	4.49	4.50	1.40	7.60	1.30	4.60	1.90	bye	12.00	3.10	4.00
Jonathan Stewart	CAR	T	6		39.30	4.37	0.00	2.00	3.80	2.90	bye	3.40	13.60	8.10	4.30	1.20
Derrick Ward	HOU	-	7	*	38.40	4.27	1.10	1.20	1.40	bye	13.00	7.30	14.00	0.40	0.00	0.00
Chris Ivory	NOR	T	10	*	37.90	4.21	bye	5.00	0.70	4.80	17.50	3.90	5.70	0.30	0.00	0.00
Chris Wells	ARI	T	6	*	37.60	4.18	0.00	-0.20	12.40	11.40	bye	4.00	2.50	7.50	0.00	0.00
Chester Taylor	CHI	-	8		36.60	4.07	4.10	8.70	bye	3.00	3.50	5.40	2.20	0.90	1.50	7.30
Ladell Betts	NOR	-	10	*	36.40	4.04	bye	9.20	0.80	4.80	8.60	6.00	7.00	0.00	0.00	0.00
LaRod Stephens-Howling	ARI	T	6	*	35.90	3.99	1.40	6.90	10.10	1.30	bye	0.80	0.40	6.00	2.50	6.50
Clinton Portis	WAS	T	9	*	35.60	3.96	0.00	bye	0.00	0.00	0.00	0.00	8.10	5.80	15.30	6.40
C.J. Spiller	BUF	T	6		35.50	3.94	1.40	2.50	4.50	2.30	bye	3.40	1.50	15.90	2.60	1.40
Donald Brown	IND	-	7		34.30	3.81	5.00	9.70	2.90	bye	0.00	0.00	0.00	1.20	14.80	0.70
Pierre Thomas	NOR	T	10	*	34.00	3.78	bye	0.00	0.00	0.00	0.00	0.00	0.00	9.10	10.30	14.60
John Kuhn	GNB	-	10	*	32.20	3.58	bye	6.20	2.10	1.20	0.90	1.70	3.90	5.10	3.60	7.50
Jerome Harrison	PHI	-	8	*	31.30	3.48	18.40	0.60	bye	0.00	0.00	0.60	0.00	0.00	5.80	5.90
Correll Buckhalter	DEN	-	9	*	30.70	3.41	0.90	bye	2.30	0.00	2.00	2.50	10.10	4.50	7.90	0.50
Earnest Graham	TAM	T	4	*	30.10	3.34	0.00	0.00	0.40	0.00	0.00	12.50	bye	7.00	9.40	0.80
Mike Goodson	CAR	-	6		29.30	3.26	10.30	4.70	1.70	-0.50	bye	0.00	0.00	4.70	5.30	3.10
Kenneth Darby	STL	-	9	*	26.60	2.96	0.60	bye	0.60	3.80	0.00	1.70	8.00	11.70	0.00	0.20
Mike Hart	IND	T	7	*	26.10	2.90	0.00	0.00	10.30	bye	4.30	11.50	-0.40	0.00	0.40	0.00
Javon Ringer	TEN	-	9		25.80	2.87	0.80	bye	0.30	0.90	5.00	1.40	5.00	3.00	0.10	9.30
Kevin Smith	DET	T	7	*	24.80	2.76	6.00	3.70	6.70	bye	1.70	3.30	3.40	0.00	0.00	0.00
Mewelde Moore	PIT	-	5	*	23.70	2.63	13.30	1.30	1.90	5.90	0.10	bye	0.00	0.80	0.10	0.30
Javarris James	IND	-	7		22.20	2.47	8.60	13.20	0.40	bye	0.00	0.00	0.00	0.00	0.00	0.00
Leon Washington	SEA	-	5	*	19.70	2.19	0.00	-1.00	2.90	0.00	0.00	bye	2.90	12.00	1.70	1.20
Marcel Reece	OAK	-	10	*	19.40	2.16	bye	1.20	18.20	0.00	0.00	0.00	0.00	0.00	0.00	0.00
Rashad Jennings	JAC	-	9	*	17.40	1.93	0.80	bye	0.00	0.00	0.00	0.00	1.50	3.30	8.80	3.00
Julius Jones	NOR	-	10	*	17.30	1.92	bye	6.20	3.60	0.70	3.80	0.00	0.00	0.00	1.20	1.80
Toby Gerhart	MIN	-	4	*	17.10	1.90	3.70	0.90	6.70	3.00	0.40	0.70	bye	0.20	1.50	0.00
Brian Leonard	CIN	-	6	*	16.80	1.87	5.00	1.40	0.20	0.00	bye	0.90	7.10	2.20	0.00	0.00
Bernard Scott	CIN	-	6	*	16.00	1.78	0.80	-1.00	2.20	5.70	bye	-0.60	0.70	1.50	1.70	5.00
Le'Ron McClain	BAL	-	8	*	15.30	1.70	0.50	1.70	bye	3.50	1.10	2.40	2.00	2.20	0.80	1.10
Jacob Hester	SDG	-	10	*	15.10	1.68	bye	3.50	1.80	0.20	0.90	2.20	5.00	0.20	0.70	0.60



# Harger Fantasy Football League

## Top Running Back Scoring

PLAYER	NFL	INJ	BYE	FA	TOTAL	AVG	10	9	8	7	6	5	4	3	2	1
Reggie Bush	NOR	T	10		14.10	1.57	bye	0.00	0.00	0.00	0.00	0.00	0.00	0.00	9.40	4.70
Mike Sellers	WAS	-	9	*	13.80	1.53	2.80	bye	0.00	1.50	1.70	2.20	0.50	1.10	3.80	0.20
Isaac Redman	PIT	-	5	*	13.70	1.52	0.00	0.20	1.90	0.90	3.10	bye	0.60	4.00	1.10	1.90
Laurence Maroney	DEN	-	9	*	12.40	1.38	0.00	bye	0.00	0.00	1.80	2.70	1.50	6.40	0.00	0.00
Spencer Larsen	DEN	-	9	*	11.80	1.31	8.00	bye	0.00	2.90	0.10	0.00	0.00	0.00	0.40	0.40
Deji Karim	JAC	-	9	*	11.50	1.28	0.00	bye	0.30	3.00	1.20	7.00	0.00	0.00	0.00	0.00
Owen Schmitt	PHI	-	8	*	11.20	1.24	0.60	1.20	bye	0.60	-0.10	1.90	4.30	0.60	2.10	0.00
Kevin Faulk	NWE	X	5	*	10.70	1.19	0.00	0.00	0.00	0.00	0.00	bye	0.00	0.00	3.70	7.00
Fred Taylor	NWE	T	5	*	10.40	1.16	0.00	0.00	0.00	0.00	0.00	bye	0.00	1.60	1.10	7.70
Steve Slaton	HOU	-	7	*	10.40	1.16	0.00	0.00	0.00	bye	0.00	-0.10	4.50	1.70	1.40	2.90
Heath Evans	NOR	-	10	*	9.70	1.08	bye	0.00	0.20	0.20	6.40	0.00	0.40	0.00	1.80	0.70
Patrick Cobbs	MIA	-	5	*	9.00	1.00	9.60	0.00	0.00	0.00	0.00	bye	0.00	-0.60	0.00	0.00
Jackie Battle	KAN	-	4	*	8.80	0.98	0.40	0.00	0.30	7.20	0.00	0.00	bye	0.90	0.00	0.00
Danny Ware	NYG	-	8	*	8.60	0.96	0.00	6.60	bye	0.00	0.00	0.00	0.00	0.00	2.00	0.00
Chris Gronkowski	DAL	-	4	*	8.30	0.92	0.00	0.00	0.00	0.00	1.00	0.00	bye	0.00	7.30	0.00
Lousaka Polite	MIA	-	5	*	8.00	0.89	1.50	0.00	0.80	0.40	0.70	bye	0.00	1.80	1.00	1.80
Jerome Felton	DET	-	7	*	7.90	0.88	2.30	0.30	0.30	bye	0.80	0.70	1.80	1.00	0.00	0.70
Anthony Dixon	SFO	-	9	*	7.80	0.87	-0.10	bye	1.10	-0.60	0.90	0.00	0.30	0.00	6.20	0.00
Corey McIntyre	BUF	T	6	*	7.50	0.83	0.10	6.10	0.00	0.90	bye	0.10	0.10	0.00	0.20	0.00
Naufahu Tahi	MIN	-	4	*	7.00	0.78	0.00	0.00	6.90	0.00	0.00	0.00	bye	0.00	0.10	0.00
Sammy Morris	NWE	-	5	*	6.80	0.76	0.80	1.20	0.00	0.20	0.30	bye	0.30	1.90	1.90	0.20
Ovie Mughelli	ATL	-	8	*	6.70	0.74	0.70	0.00	bye	0.00	0.20	0.20	0.20	2.90	2.50	0.00
Michael Robinson	SEA	-	5	*	6.52	0.72	0.00	0.00	0.00	1.00	0.30	bye	1.82	0.00	2.20	1.20
Maurice Morris	DET	-	7	*	6.40	0.71	0.00	0.00	0.00	bye	0.00	0.00	0.00	4.10	0.80	1.50
Vonta Leach	HOU	-	7	*	6.30	0.70	0.00	0.00	0.70	bye	0.00	1.80	0.00	1.80	2.00	0.00
Tyrell Sutton	CAR	T	6	*	5.60	0.62	0.00	5.60	0.00	0.00	bye	0.00	0.00	0.00	0.00	0.00
Eldra Buckley	PHI	-	8	*	5.30	0.59	1.30	0.00	bye	0.00	4.00	0.00	0.00	0.00	0.00	0.00
Tashard Choice	DAL	-	4	*	5.10	0.57	0.00	0.90	2.70	0.00	0.00	0.00	bye	0.40	0.50	0.60
Brian Westbrook	SFO	-	9	*	4.70	0.52	0.40	bye	1.30	-0.10	1.90	0.60	0.00	0.60	0.00	0.00
Ryan Grant	GNB	X	10	*	4.50	0.50	bye	0.00	0.00	0.00	0.00	0.00	0.00	0.00	0.00	4.50
Mike Bell	CLE	-	8	*	4.00	0.44	0.00	0.70	bye	-0.30	0.30	0.80	1.10	1.40	0.00	0.00
Ahmad Hall	TEN	-	9	*	3.50	0.39	1.10	bye	0.00	0.00	0.10	0.00	0.70	0.00	1.30	0.30
Keith Toston	STL	-	9	*	3.20	0.36	0.00	bye	0.00	0.70	0.00	0.00	0.30	2.20	0.00	0.00
Rock Cartwright	OAK	-	10	*	2.60	0.29	bye	0.20	0.00	1.70	-0.30	0.00	0.00	0.00	0.00	1.00
Greg Jones	JAC	-	9	*	2.60	0.29	1.60	bye	0.20	0.00	0.00	0.00	0.40	0.00	0.50	-0.10
Tony Richardson	NYJ	T	7	*	2.40	0.27	1.50	0.00	0.00	bye	0.00	0.00	0.00	0.00	0.00	0.90
Lawrence Vickers	CLE	-	8	*	2.40	0.27	0.00	0.60	bye	0.40	0.10	1.30	0.00	0.00	0.00	0.00
Gartrell Johnson	ATL	-	8	*	2.30	0.26	0.00	0.00	bye	2.30	0.00	0.00	0.00	0.00	0.00	0.00
Aaron Brown	DET	-	7	*	2.30	0.26	0.00	0.00	0.00	bye	0.00	0.00	0.00	0.00	2.30	0.00
Jason Wright	ARI	T	6	*	2.00	0.22	0.00	0.00	1.90	-1.00	bye	0.00	0.00	0.80	0.30	0.00
Tony Fiammetta	CAR	-	6	*	2.00	0.22	0.00	1.30	0.00	0.00	bye	0.30	0.40	0.00	0.00	0.00
Kareem Huggins	TAM	X	4	*	1.80	0.20	0.00	0.00	0.00	0.00	1.40	0.40	bye	0.00	0.00	0.00
Jerious Norwood	ATL	X	8	*	1.70	0.19	0.00	0.00	bye	0.00	0.00	0.00	0.00	0.00	0.00	1.70
Mike Karney	STL	-	9	*	1.60	0.18	0.00	bye	0.00	0.20	0.40	0.00	0.00	0.50	0.10	0.40
Moran Norris	SFO	-	9	*	1.50	0.17	0.00	bye	-0.10	0.00	0.00	0.00	0.80	0.00	0.50	0.30
Michael Bennett	OAK	-	10	*	1.50	0.17	bye	0.00	0.00	0.00	0.00	0.00	0.00	0.00	0.00	1.50
Albert Young	MIN	-	4	*	1.30	0.14	0.00	0.00	0.00	0.00	0.00	0.00	bye	0.00	0.00	1.30
Joe McKnight	NYJ	-	7	*	1.20	0.13	0.00	0.00	0.00	bye	0.00	0.00	1.20	0.00	0.00	0.00
Quinn Johnson	GNB	-	10	*	1.10	0.12	bye	0.00	0.00	0.00	0.00	0.00	0.00	0.00	1.10	0.00
Dimitri Nance	GNB	-	10	*	1.10	0.12	bye	0.50	0.00	0.00	0.00	0.00	0.00	0.00	0.60	0.00
Lance Ball	DEN	-	9	*	0.90	0.10	0.90	bye	0.00	0.00	0.00	0.00	0.00	0.00	0.00	0.00
James Davis	WAS	-	9	*	0.90	0.10	0.00	bye	0.00	0.00	0.00	0.00	0.00	0.90	0.00	0.00
John Conner	NYJ	-	7	*	0.90	0.10	0.00	0.00	0.00	bye	0.00	0.70	0.20	0.00	0.00	0.00
Madison Hedgecock	NYG	T	8	*	0.80	0.09	0.00	0.00	bye	0.00	0.00	0.00	0.10	0.70	0.00	0.00
Lex Hilliard	MIA	-	5	*	0.30	0.03	0.30	0.00	0.00	0.00	0.00	bye	0.00	0.00	0.00	0.00
Larry Johnson	WAS	-	9	*	0.20	0.02	0.00	bye	0.00	0.00	0.00	0.00	0.00	0.00	-0.70	0.90
Quinton Ganther	BUF	-	6	*	0.20	0.02	0.20	0.00	0.00	0.00	bye	0.00	0.00	0.00	0.00	0.00
Warrick Dunn	TAM	-	4	*	0.00	0.00	0.00	0.00	0.00	0.00	0.00	0.00	bye	0.00	0.00	0.00
Michael Pittman	DEN	-	9	*	0.00	0.00	0.00	bye	0.00	0.00	0.00	0.00	0.00	0.00	0.00	0.00
Ahman Green	GNB	-	10	*	0.00	0.00	bye	0.00	0.00	0.00	0.00	0.00	0.00	0.00	0.00	0.00
Edgerrin James	SEA	-	5	*	0.00	0.00	0.00	0.00	0.00	0.00	0.00	bye	0.00	0.00	0.00	0.00
Jamal Lewis	CLE	-	8	*	0.00	0.00	0.00	0.00	bye	0.00	0.00	0.00	0.00	0.00	0.00	0.00
LaMont Jordan	DEN	-	9	*	0.00	0.00	0.00	bye	0.00	0.00	0.00	0.00	0.00	0.00	0.00	0.00
Deuce McAllister	NOR	-	10	*	0.00	0.00	bye	0.00	0.00	0.00	0.00	0.00	0.00	0.00	0.00	0.00
Dominic Rhodes	BUF	-	6	*	0.00	0.00	0.00	0.00	0.00	0.00	bye	0.00	0.00	0.00	0.00	0.00
Rudi Johnson	DET	-	7	*	0.00	0.00	0.00	0.00	0.00	bye	0.00	0.00	0.00	0.00	0.00	0.00
Brian Allen	SFO	-	9	*	0.00	0.00	0.00	bye	0.00	0.00	0.00	0.00	0.00	0.00	0.00	0.00
Chris Massey	STL	-	9	*	0.00	0.00	0.00	bye	0.00	0.00	0.00	0.00	0.00	0.00	0.00	0.00
Jason McKie	NOR	-	10	*	0.00	0.00	bye	0.00	0.00	0.00	0.00	0.00	0.00	0.00	0.00	0.00
DeShaun Foster	SFO	-	9	*	0.00	0.00	0.00	bye	0.00	0.00	0.00	0.00	0.00	0.00	0.00	0.00
T.J. Duckett	SEA	-	5	*	0.00	0.00	0.00	0.00	0.00	0.00	0.00	bye	0.00	0.00	0.00	0.00
Jeremy Allen	ATL	-	8	*	0.00	0.00	0.00	0.00	bye	0.00	0.00	0.00	0.00	0.00	0.00	0.00
Adrian Peterson	SEA	-	5	*	0.00	0.00	0.00	0.00	0.00	0.00	0.00	bye	0.00	0.00	0.00	0.00
B.J. Askew	TAM	-	4	*	0.00	0.00	0.00	0.00	0.00	0.00	0.00	bye	0.00	0.00	0.00	0.00
Chris Brown	HOU	-	7	*	0.00	0.00	0.00	0.00	0.00	bye	0.00	0.00	0.00	0.00	0.00	0.00
Justin Fargas	DEN	-	9	*	0.00	0.00	0.00	bye	0.00	0.00	0.00	0.00	0.00	0.00	0.00	0.00



## Top Wide Receiver Scoring

PLAYER	NFL	INJ	BYE	FA	TOTAL	AVG	10	9	8	7	6	5	4	3	2	1
Roddy White	ATL	-	8		136.70	15.19	25.80	5.20	bye	33.10	8.30	16.10	10.40	12.90	13.80	11.10
Brandon Lloyd	DEN	-	9		132.80	14.76	21.00	bye	22.90	4.60	7.40	25.50	11.50	22.90	5.30	11.70
Hakeem Nicks	NYG	-	8		127.50	14.17	8.20	18.80	bye	22.80	0.80	25.00	11.00	5.60	9.80	25.50
Terrell Owens	CIN	-	6		125.40	13.93	6.40	26.10	18.50	14.80	bye	16.20	28.20	4.20	5.70	5.30
Calvin Johnson	DET	T	7		124.30	13.81	18.80	1.30	28.10	bye	20.60	11.40	20.80	5.80	13.00	4.50
Dwayne Bowe	KAN	-	4		115.00	12.78	30.60	12.30	8.00	20.10	22.80	3.30	bye	12.10	4.50	1.30
Mike Wallace	PIT	-	5		106.30	11.81	25.60	17.00	4.30	11.30	15.00	bye	2.50	21.90	2.50	6.20
DeSean Jackson	PHI	-	8		105.40	11.71	16.30	18.90	bye	0.00	19.80	3.20	2.10	22.10	20.00	3.00
Jeremy Maclin	PHI	-	8		104.10	11.57	15.00	4.80	bye	5.60	27.90	9.50	1.50	20.30	8.60	10.90
Percy Harvin	MIN	T	4		102.70	11.41	12.40	11.60	12.40	16.60	9.90	21.70	bye	13.50	3.20	1.40
Andre Johnson	HOU	T	7		102.10	11.34	20.60	4.10	16.60	bye	19.80	9.50	0.00	6.40	21.80	3.30
Anquan Boldin	BAL	-	8		95.80	10.64	11.00	2.80	bye	15.20	12.20	0.80	7.10	32.20	3.50	11.00
Steve Johnson	BUF	-	6		95.10	10.57	3.70	14.50	9.70	21.80	bye	16.60	9.10	12.60	3.10	4.00
Dez Bryant	DAL	-	4		94.90	10.54	16.40	13.60	8.40	23.40	9.10	2.20	bye	5.00	11.20	5.60
Reggie Wayne	IND	T	7		92.80	10.31	3.40	8.30	9.90	bye	7.10	7.50	18.60	6.50	15.60	15.90
Greg Jennings	GNB	-	10		91.10	10.12	bye	14.00	8.10	13.40	19.30	2.20	8.50	7.80	3.60	14.20
Miles Austin	DAL	-	4		90.90	10.10	12.80	1.60	11.70	3.80	1.20	23.00	bye	2.00	14.20	20.60
Mike Williams	TAM	-	4		90.70	10.08	6.80	14.90	16.50	8.20	4.50	14.90	bye	4.50	11.40	9.00
Kenny Britt	TEN	T	9		87.40	9.71	0.00	bye	0.00	40.50	9.30	14.60	8.30	8.60	6.10	0.00
Larry Fitzgerald	ARI	-	6		86.10	9.57	11.10	10.70	19.20	3.00	bye	9.30	5.60	8.60	8.30	10.30
Austin Collie	IND	T	7		85.20	9.47	0.00	-0.10	0.00	bye	11.70	4.80	9.90	29.10	8.50	21.30
Braylon Edwards	NYJ	-	7		82.60	9.18	5.90	12.80	3.20	bye	10.60	7.00	14.60	14.70	12.50	1.30
Chad Ochocinco	CIN	T	6		73.90	8.21	14.60	1.50	3.40	16.80	bye	2.00	5.90	3.40	4.40	21.90
Lance Moore	NOR	-	10		73.80	8.20	bye	7.70	11.40	4.30	11.70	0.80	8.70	26.90	0.00	2.30
Santana Moss	WAS	-	9		73.70	8.19	2.80	bye	5.60	12.10	7.70	11.80	0.50	17.40	8.10	7.70
Mike Thomas	JAC	-	9		73.40	8.16	22.70	bye	11.00	-1.00	8.80	9.40	8.70	0.70	4.20	8.90
Mario Manningham	NYG	-	8		71.80	7.98	15.10	5.60	bye	10.00	11.10	0.00	0.00	7.80	13.70	8.50
Brandon Marshall	MIA	P	5		71.50	7.94	3.40	3.00	6.40	5.70	12.70	bye	5.00	22.90	7.10	5.30
Marques Colston	NOR	-	10		71.30	7.92	bye	6.50	13.60	17.20	5.30	9.70	3.60	2.50	6.70	6.20
Steve Smith	NYG	T	8		69.70	7.74	0.00	10.60	bye	16.10	7.00	14.90	3.00	10.30	3.50	4.30
Jabar Gaffney	DEN	-	9		69.30	7.70	11.70	bye	5.40	5.40	8.10	8.70	5.10	14.00	1.50	9.40
Malcom Floyd	SDG	-	10		69.30	7.70	bye	0.00	0.00	0.00	1.50	27.30	4.50	15.70	15.50	4.80
Michael Crabtree	SFO	-	9		68.60	7.62	12.10	bye	11.30	3.10	11.70	16.50	5.80	3.70	3.20	1.20
Johnny Knox	CHI	P	8		67.90	7.54	9.00	4.90	bye	14.60	12.00	1.40	2.60	9.60	8.60	5.20
Nate Washington	TEN	-	9		67.70	7.52	8.60	bye	17.70	0.70	0.90	8.40	4.20	3.00	9.40	14.80
Lee Evans	BUF	-	6		66.50	7.39	5.20	3.10	5.60	28.50	bye	14.70	0.60	5.40	0.00	3.40
Roy Williams	DAL	-	4		65.60	7.29	3.30	0.60	2.10	0.00	14.80	14.70	bye	23.70	4.30	2.10
Mike Sims-Walker	JAC	T	9		64.80	7.20	2.60	bye	21.30	9.80	1.60	10.60	0.00	3.40	15.50	0.00
Davone Bess	MIA	-	5		64.70	7.19	2.90	5.00	4.30	12.60	9.70	bye	15.30	8.60	1.20	5.10
Randy Moss	TEN	-	9		63.90	6.39	2.60	bye	0.80	9.00	5.50	14.10	0.00	16.20	9.80	5.90
Wes Welker	NWE	-	5		63.40	7.04	8.90	4.60	2.40	2.50	5.30	bye	7.00	4.50	9.80	18.40
Danny Amendola	STL	-	9	*	63.30	7.03	12.30	bye	8.80	11.00	1.90	8.50	4.60	5.60	3.90	6.70
Derrick Mason	BAL	-	8		62.70	6.97	10.80	10.20	bye	4.80	10.00	4.70	8.00	3.00	9.10	2.10
Eddie Royal	DEN	-	9	*	61.90	6.88	5.90	bye	3.40	2.60	5.00	3.10	17.30	2.30	12.50	9.80
Mike Williams	SEA	-	5		60.50	6.72	14.50	2.50	2.70	14.70	12.30	bye	3.20	3.50	0.70	6.40
Hines Ward	PIT	T	5		60.30	6.70	0.00	6.00	1.50	19.10	11.40	bye	1.40	9.20	0.90	10.80
Kevin Walter	HOU	T	7	*	59.60	6.62	15.00	0.00	0.00	bye	0.00	2.40	3.50	9.40	20.40	8.90
Brian Hartline	MIA	-	5	*	54.70	6.08	9.80	8.50	8.30	4.70	4.10	bye	2.10	8.40	8.80	0.00
Roscoe Parrish	BUF	X	6	*	54.30	6.03	0.00	12.00	7.90	6.30	bye	5.80	0.70	8.30	3.80	9.50
Steve Breaston	ARI	-	6		54.08	6.01	9.80	3.48	16.10	0.00	bye	0.00	0.00	10.50	1.00	13.20
James Jones	GNB	-	10		51.70	5.74	bye	18.30	0.00	10.70	0.00	6.50	1.50	4.50	9.20	1.00
Anthony Armstrong	WAS	-	9	*	51.10	5.68	8.30	bye	9.20	4.20	4.60	14.40	5.70	0.00	3.60	1.10
Devin Hester	CHI	P	8	*	50.80	5.64	9.80	2.20	bye	3.50	8.60	1.00	2.70	7.60	13.70	1.70
Nate Burleson	DET	-	7		50.60	5.62	6.40	17.30	3.70	bye	9.30	11.60	0.00	0.00	0.40	1.90
Brandon Tate	NWE	-	5	*	49.80	5.53	5.00	1.20	16.10	0.30	2.20	bye	9.90	3.80	1.70	9.60
Donald Driver	GNB	T	10		48.70	5.41	bye	0.00	0.00	0.00	3.10	5.80	14.90	6.10	9.80	9.00
Deion Branch	NWE	-	5	*	47.20	5.24	7.10	2.10	2.10	3.90	15.80	bye	1.00	5.00	3.10	7.10
Jordan Shipley	CIN	-	6	*	46.90	5.21	1.30	4.70	2.80	19.10	bye	0.00	2.90	3.70	4.20	8.20
Steve Smith	CAR	-	6		46.50	5.17	4.70	0.90	7.50	4.00	bye	0.00	1.10	2.20	12.60	13.50
Jerricho Cotchery	NYJ	T	7	*	44.10	4.90	10.30	2.90	8.90	bye	1.80	4.60	2.60	2.00	9.20	1.80
Louis Murphy	OAK	-	10	*	44.00	4.89	bye	0.00	0.00	2.90	4.70	6.10	0.50	11.90	15.10	2.80
Robert Meachem	NOR	-	10	*	43.30	4.81	bye	1.50	7.60	3.30	13.10	11.70	2.30	0.50	0.00	3.30
Mark Clayton	STL	X	9	*	43.20	4.80	0.00	bye	0.00	0.00	0.00	0.60	7.80	8.50	14.40	11.90
Deon Butler	SEA	-	5	*	43.00	4.78	13.00	0.50	0.40	4.10	10.70	bye	2.00	0.00	5.00	7.30
Jason Avant	PHI	-	8	*	41.70	4.63	13.60	4.10	bye	6.00	6.20	1.30	3.10	0.00	3.30	4.10
David Gettis	CAR	-	6	*	41.10	4.57	4.20	2.20	-1.10	24.50	bye	2.60	3.70	3.20	1.80	0.00
Patrick Crayton	SDG	-	10		40.90	4.54	bye	7.00	4.60	8.20	11.70	2.20	0.00	5.70	1.50	0.00
Pierre Garcon	IND	-	7		40.40	4.49	3.70	1.50	7.80	bye	16.30	5.70	0.00	0.00	1.10	4.30
Josh Morgan	SFO	-	9	*	39.70	4.41	6.50	bye	3.00	3.80	4.90	2.10	2.00	7.20	7.00	3.20
Santonio Holmes	NYJ	-	7		38.50	4.28	13.60	11.40	4.30	bye	5.10	4.10	0.00	0.00	0.00	0.00
Michael Spurlock	TAM	-	4	*	37.50	4.17	0.00	10.60	6.00	0.50	6.00	2.50	bye	1.00	0.00	10.90
Joshua Cribbs	CLE	T	8	*	37.16	4.13	5.10	1.50	bye	1.00	0.10	2.30	3.30	7.80	13.50	2.56
Demaryius Thomas	DEN	-	9	*	36.70	4.08	5.10	bye	3.10	-0.30	7.70	0.20	0.90	4.30	15.70	0.00
Brandon Gibson	STL	-	9	*	36.00	4.00	7.20	bye	6.70	1.10	3.30	3.40	11.00	3.30	0.00	0.00
Darius Heyward-Bey	OAK	T	10	*	35.60	3.96	bye	0.00	19.50	0.00	1.90	0.00	0.20	4.90	8.00	1.10
Earl Bennett	CHI	-	8	*	35.30	3.92	2.50	11.70	bye	7.60	5.50	0.40	2.60	2.10	2.90	0.00



# Harger Fantasy Football League

## Top Wide Receiver Scoring

PLAYER	NFL	INJ	BYE	FA	TOTAL	AVG	10	9	8	7	6	5	4	3	2	1
Dexter McCluster	KAN	T	4	*	32.70	3.63	0.00	0.00	0.00	6.90	4.00	1.80	bye	12.80	0.30	6.90
Brandon LaFell	CAR	T	6	*	32.40	3.60	3.60	1.40	10.00	9.10	bye	1.60	0.10	4.40	0.00	2.20
Devery Henderson	NOR	-	10	*	32.00	3.56	bye	0.00	3.30	2.00	0.00	6.10	5.70	2.30	2.80	9.80
Buster Davis	SDG	X	10	*	31.90	3.54	bye	0.00	0.00	5.30	9.90	1.10	0.00	8.20	4.80	2.60
Seyi Ajiro	SDG	-	10	*	30.50	3.39	bye	23.10	4.80	2.60	0.00	0.00	0.00	0.00	0.00	0.00
Jacoby Jones	HOU	-	7	*	30.20	3.36	0.50	4.10	0.60	bye	4.50	0.00	1.20	5.10	11.30	2.90
Mohamed Massaquoi	CLE	-	8	*	30.10	3.34	6.80	5.80	bye	0.00	0.00	5.50	0.50	0.00	0.90	10.60
Arrelious Benn	TAM	-	4	*	30.00	3.33	8.90	7.80	5.30	0.90	1.30	2.50	bye	3.30	0.00	0.00
Chansi Stuckey	CLE	-	8	*	29.90	3.32	1.70	7.70	bye	1.60	3.80	5.40	5.60	0.00	1.10	3.00
Jacoby Ford	OAK	-	10	*	29.30	3.26	bye	20.80	3.30	4.40	0.00	0.00	0.80	0.00	0.00	0.00
Ben Obomanu	SEA	-	5	*	28.10	3.12	7.70	9.60	0.50	0.70	0.00	bye	0.00	0.00	9.00	0.60
Antwaan Randle El	PIT	-	5	*	26.26	2.92	6.60	6.76	3.30	1.30	1.10	bye	5.00	1.40	0.00	0.80
Jordy Nelson	GNB	-	10	*	26.10	2.90	bye	4.20	5.50	2.50	6.40	4.20	-2.00	2.00	2.60	0.70
Legedu Naanee	SDG	-	10	*	24.90	2.77	bye	0.00	0.00	0.00	0.00	0.00	0.40	6.10	1.40	17.00
Harry Douglas	ATL	-	8	*	24.60	2.73	1.20	0.00	bye	0.00	3.20	1.70	11.90	0.10	2.60	3.90
Early Doucet	ARI	-	6	*	24.40	2.71	13.30	0.20	3.90	3.30	bye	0.00	0.00	0.00	0.00	3.70
T.J. Houshmandzadeh	BAL	-	8	*	23.60	2.62	1.40	3.40	bye	0.00	2.40	2.40	10.90	0.40	0.00	2.70
Brian Finneran	ATL	-	8	*	23.50	2.61	1.60	2.40	bye	6.80	0.00	0.00	3.60	0.00	9.10	0.00
Michael Jenkins	ATL	-	8	*	22.70	2.52	4.80	5.50	bye	2.50	9.90	0.00	0.00	0.00	0.00	0.00
Brad Smith	NYJ	-	7	*	20.82	2.31	4.50	0.80	0.20	bye	1.80	0.40	5.22	5.20	0.00	2.70
Greg Camarillo	MIN	-	4	*	20.00	2.22	1.10	6.60	0.00	0.00	7.50	0.00	bye	1.60	0.30	2.90
David Nelson	BUF	-	6	*	18.90	2.10	0.00	1.90	2.50	2.50	bye	2.30	7.50	0.00	0.00	2.20
Chris Chambers	KAN	-	4	*	17.80	1.98	9.60	0.60	0.00	0.00	0.00	2.30	bye	0.60	3.30	1.40
Bernard Berrian	MIN	T	4	*	16.80	1.87	0.00	8.10	1.50	3.00	0.40	0.00	bye	1.10	2.40	0.30
Blair White	IND	T	7	*	16.80	1.87	0.00	4.20	0.00	bye	1.90	0.00	2.00	8.70	0.00	0.00
Sammie Stroughter	TAM	T	4	*	16.70	1.86	0.00	0.00	-1.00	3.80	5.10	3.90	bye	1.70	0.00	3.20
Emmanuel Sanders	PIT	-	5	*	16.70	1.86	10.10	0.00	2.10	0.80	3.70	bye	0.00	0.00	0.00	0.00
Justin Gage	TEN	-	9	*	16.10	1.79	1.80	bye	0.00	0.00	0.00	0.00	3.00	3.90	7.40	0.00
Laurent Robinson	STL	-	9	*	15.90	1.77	2.40	bye	3.30	0.90	0.00	1.10	0.00	0.00	0.40	7.80
Golden Tate	SEA	-	5	*	15.20	1.69	0.00	0.00	3.60	0.00	0.00	bye	3.10	3.30	5.20	0.00
Damian Williams	TEN	-	9	*	14.60	1.62	0.00	bye	4.30	2.50	4.80	3.00	0.00	0.00	0.00	0.00
Andre Roberts	ARI	-	6	*	14.60	1.62	0.00	8.90	0.00	3.00	bye	2.70	0.00	0.00	0.00	0.00
Joey Galloway	WAS	-	9	*	14.10	1.57	0.00	bye	0.20	0.00	1.80	2.80	0.50	0.00	8.80	0.00
Danario Alexander	STL	T	9	*	13.80	1.53	0.00	bye	0.00	0.60	13.20	0.00	0.00	0.00	0.00	0.00
Greg Lewis	MIN	-	4	*	13.60	1.51	1.30	3.00	0.40	0.00	0.00	3.30	bye	3.00	1.40	1.20
Brandon Stokley	SEA	-	5	*	13.40	1.49	0.00	2.60	1.30	1.60	1.70	bye	6.20	0.00	0.00	0.00
Riley Cooper	PHI	-	8	*	13.10	1.46	0.00	0.00	bye	11.10	0.00	0.00	0.00	0.00	2.00	0.00
Devin Aromashodu	CHI	-	8	*	12.00	1.33	0.90	0.00	bye	0.00	4.00	0.00	0.00	0.00	0.00	7.10
Terrance Copper	KAN	-	4	*	11.20	1.24	5.50	2.60	0.50	1.60	0.00	1.00	bye	0.00	0.00	0.00
Bryant Johnson	DET	-	7	*	10.70	1.19	0.00	0.70	2.90	bye	2.00	0.00	2.30	0.00	0.40	2.40
Tiquan Underwood	JAC	-	9	*	10.40	1.16	0.00	bye	0.00	3.00	1.10	0.00	4.10	2.20	0.00	0.00
Kassim Osgood	JAC	-	9	*	9.20	1.02	0.00	bye	0.00	0.00	0.00	0.00	0.30	0.50	0.00	8.40
Dominique Zeigler	SFO	-	9	*	8.80	0.98	0.00	bye	0.00	0.00	0.60	3.20	0.00	3.80	0.20	1.00
Brian Robiskie	CLE	-	8	*	8.10	0.90	0.00	2.00	bye	2.50	1.30	0.50	0.00	0.00	1.20	0.60
Ted Ginn Jr.	SFO	-	9	*	7.90	0.88	0.00	bye	0.90	0.00	2.50	2.60	0.00	0.00	0.00	1.90
Stephen Williams	ARI	-	6	*	7.50	0.83	0.00	0.00	0.00	0.00	bye	0.60	3.20	1.10	2.60	0.00
Stefan Logan	DET	-	7	*	7.10	0.79	0.00	0.00	0.00	bye	0.00	6.00	0.00	1.10	0.00	0.00
David Clowney	CAR	-	6	*	6.80	0.76	2.50	0.00	0.70	0.00	bye	1.40	0.00	2.20	0.00	0.00
Anthony Gonzalez	IND	X	7	*	6.70	0.74	0.00	0.00	5.50	bye	0.00	0.00	0.00	0.00	0.00	1.20
Johnnie Lee Higgins	OAK	-	10	*	6.60	0.73	bye	2.60	0.00	0.00	0.00	0.00	3.80	0.00	0.00	0.20
Antonio Brown	PIT	-	5	*	6.60	0.73	0.00	0.00	0.00	0.00	0.00	bye	0.60	0.00	6.00	0.00
Andre Caldwell	CIN	-	6	*	6.40	0.71	-0.20	0.00	0.00	1.00	bye	3.30	1.50	0.80	0.00	0.00
Ramses Barden	NYG	X	8	*	6.40	0.71	3.40	0.00	bye	2.20	0.00	0.80	0.00	0.00	0.00	0.00
Lavelle Hawkins	TEN	-	9	*	6.10	0.68	0.00	bye	5.60	0.50	0.00	0.00	0.00	0.00	0.00	0.00
Brandon Banks	WAS	T	9	*	5.50	0.61	0.00	bye	6.00	0.00	0.00	0.00	-0.50	0.00	0.00	0.00
Roydell Williams	WAS	-	9	*	5.30	0.59	0.90	bye	0.00	0.00	0.00	0.00	0.00	1.00	3.40	0.00
Mardy Gilyard	STL	-	9	*	5.30	0.59	0.00	bye	0.00	0.00	2.10	2.20	1.30	-0.30	0.00	0.00
Sam Hurd	DAL	-	4	*	5.10	0.57	0.00	1.10	1.90	0.00	0.00	1.10	bye	1.00	0.00	0.00
Max Komar	ARI	-	6	*	5.00	0.56	0.00	0.00	0.00	0.30	bye	0.50	1.60	0.70	0.00	1.90
Dwayne Jarrett	CAR	-	6	*	4.00	0.44	0.00	0.00	0.00	0.00	bye	0.00	0.00	0.00	0.00	4.00
Marc Mariani	TEN	-	9	*	4.00	0.44	0.00	bye	0.00	0.00	0.00	0.00	5.00	0.00	-1.00	0.00
Eric Weems	ATL	-	8	*	3.60	0.40	0.00	0.00	bye	0.00	0.00	0.00	0.00	0.00	0.00	3.60
Brandon James	IND	-	7	*	3.60	0.40	3.60	0.00	0.00	bye	0.00	0.00	0.00	0.00	0.00	0.00
Donte' Stallworth	BAL	-	8	*	3.40	0.38	3.40	0.00	bye	0.00	0.00	0.00	0.00	0.00	0.00	0.00
David Anderson	HOU	-	7	*	3.40	0.38	2.70	0.00	0.00	bye	0.00	0.00	0.00	0.60	0.10	0.00
Derrick Williams	DET	-	7	*	2.30	0.26	0.00	0.00	0.00	bye	0.00	0.00	0.00	2.30	0.00	0.00
Hank Baskett	MIN	-	4	*	1.80	0.20	0.00	0.00	0.00	0.00	0.00	0.00	bye	1.80	0.00	0.00
Julian Edelman	NWE	-	5	*	1.50	0.17	0.00	0.00	0.00	0.00	0.00	bye	0.00	0.90	0.60	0.00
David Reed	BAL	-	8	*	1.50	0.17	0.00	1.50	bye	0.00	0.00	0.00	0.00	0.00	0.00	0.00
Richard Goodman	SDG	-	10	*	1.50	0.17	bye	0.00	0.00	1.50	0.00	0.00	0.00	0.00	0.00	0.00
Brett Swain	GNB	-	10	*	1.40	0.16	bye	0.20	1.20	0.00	0.00	0.00	0.00	0.00	0.00	0.00
Yamon Figurs	CLE	-	8	*	1.30	0.14	0.00	0.00	bye	-0.40	0.00	0.00	0.00	0.00	0.00	1.70
Rashied Davis	CHI	P	8	*	1.20	0.13	1.20	0.00	bye	0.00	0.00	0.00	0.00	0.00	0.00	0.00
Sam Aiken	CLE	-	8	*	0.70	0.08	0.00	0.00	bye	0.00	0.00	0.00	0.70	0.00	0.00	0.00
Armanti Edwards	CAR	-	6	*	0.70	0.08	0.00	0.00	0.00	0.00	bye	0.70	0.00	0.00	0.00	0.00
Maurice Stovall	TAM	-	4	*	0.20	0.02	0.00	0.00	0.20	0.00	0.00	0.00	bye	0.00	0.00	0.00



# Harger Fantasy Football League

## Top Tight End Scoring

PLAYER	NFL	INJ	BYE	FA	TOTAL	AVG	10	9	8	7	6	5	4	3	2	1
Antonio Gates	SDG	-	10		138.30	15.37	bye	0.00	20.30	13.00	1.20	17.20	30.40	18.90	21.70	15.60
Marcodes Lewis	JAC	-	9		92.90	10.32	5.30	bye	21.10	4.40	2.90	21.40	10.20	1.50	7.00	19.10
Dustin Keller	NYJ	-	7	*	87.20	9.69	2.50	5.90	4.50	bye	7.50	1.40	18.80	25.80	19.50	1.30
Vernon Davis	SFO	-	9		85.30	9.48	7.90	bye	1.20	15.40	11.50	18.40	11.60	2.20	9.80	7.30
Zach Miller	OAK	T	10		78.10	8.68	bye	0.00	0.80	14.50	4.80	14.20	20.20	14.40	4.90	4.30
Jason Witten	DAL	-	4		76.30	8.48	0.70	4.40	17.70	18.50	5.20	16.40	bye	5.60	5.10	2.70
Todd Heap	BAL	T	8	*	71.80	7.98	13.70	2.30	bye	21.90	12.90	2.20	3.50	4.60	3.50	7.20
Rob Gronkowski	NWE	-	5	*	69.00	7.67	31.20	3.70	0.50	9.00	2.40	bye	0.40	12.30	1.40	8.10
Brandon Pettigrew	DET	-	7	*	65.20	7.24	5.00	9.80	8.80	bye	6.10	10.60	9.10	4.40	10.80	0.60
Tony Gonzalez	ATL	-	8		64.20	7.13	3.80	7.20	bye	2.70	17.90	4.10	4.10	19.00	1.90	3.50
Aaron Hernandez	NWE	-	5		62.70	6.97	0.00	20.80	3.30	5.40	7.90	bye	2.90	7.80	10.10	4.50
Chris Cooley	WAS	-	9	*	62.30	6.92	2.30	bye	4.80	5.20	3.70	6.90	11.70	5.30	14.40	8.00
Anthony Fasano	MIA	-	5	*	60.70	6.74	18.70	2.60	3.60	4.90	10.20	bye	6.70	9.40	0.00	4.60
Benjamin Watson	CLE	-	8	*	59.30	6.59	7.40	2.40	bye	1.80	16.80	4.50	6.00	12.70	6.20	1.50
Greg Olsen	CHI	-	8	*	59.20	6.58	11.10	10.90	bye	4.30	0.00	0.00	3.90	14.40	11.90	2.70
Dallas Clark	IND	X	7	*	58.70	6.52	0.00	0.00	0.00	bye	5.20	2.00	14.80	4.40	16.30	16.00
Jeremy Shockey	NOR	T	10	*	55.40	6.16	bye	8.70	3.00	3.00	2.10	11.00	5.80	15.80	3.70	2.30
Tony Moeaki	KAN	T	4	*	53.80	5.98	3.40	6.30	4.50	4.20	2.10	5.00	bye	12.40	5.80	10.10
Jermaine Gresham	CIN	-	6	*	52.70	5.86	15.50	1.10	1.70	2.60	bye	10.40	3.50	5.90	1.50	10.50
Visanthe Shiancoe	MIN	-	4		52.00	5.78	2.90	14.60	3.80	3.00	0.00	2.80	bye	0.70	8.60	15.60
Kellen Winslow	TAM	T	4	*	48.20	5.36	14.50	3.10	0.50	4.40	4.30	7.50	bye	2.40	8.30	3.20
Kevin Boss	NYG	-	8	*	44.60	4.96	16.10	8.50	bye	2.30	2.70	4.00	1.10	8.80	0.00	1.10
Jacob Tamme	IND	-	7	*	40.50	4.50	7.30	18.80	14.40	bye	0.00	0.00	0.00	0.00	0.00	0.00
Brent Celek	PHI	-	8	*	39.70	4.41	0.80	0.00	bye	0.80	4.60	12.70	10.70	4.20	2.70	3.20
Jermichael Finley	GNB	X	10	*	38.10	4.23	bye	0.00	0.00	0.00	0.00	0.00	11.60	11.50	10.30	4.70
Bo Scaife	TEN	-	9	*	38.00	4.22	4.10	bye	0.00	0.70	13.30	1.20	2.70	2.30	2.00	11.70
Heath Miller	PIT	-	5	*	37.30	4.14	6.00	2.10	2.90	3.30	13.00	bye	3.20	2.50	0.30	4.00
Joel Dreessen	HOU	-	7	*	36.50	4.06	1.40	6.70	0.00	bye	8.50	0.00	15.30	1.80	2.80	0.00
Daniel Fells	STL	-	9	*	35.90	3.99	1.10	bye	11.50	0.50	0.80	3.20	3.50	10.20	3.60	1.50
Tony Scheffler	DET	T	7	*	35.30	3.92	3.40	2.20	0.00	bye	0.50	4.10	6.30	14.00	0.50	4.30
David Thomas	NOR	-	10	*	34.90	3.88	bye	4.50	1.50	11.30	1.70	0.00	4.20	2.40	9.00	0.30
John Carlson	SEA	-	5	*	32.00	3.56	0.00	0.90	4.70	0.30	2.10	bye	1.50	14.10	4.80	3.60
Evan Moore	CLE	-	8	*	31.70	3.52	1.80	1.70	bye	0.00	8.40	0.70	10.40	0.00	0.00	8.70
Randy McMichael	SDG	-	10		24.40	2.71	bye	18.30	0.00	0.10	0.00	0.40	0.00	2.80	0.00	2.80
Zach Miller	JAC	-	9	*	23.50	2.61	15.90	bye	0.00	2.50	1.80	1.80	0.00	0.70	0.00	0.80
Delanie Walker	SFO	-	9	*	23.00	2.56	8.00	bye	8.50	0.00	0.00	0.00	0.60	0.60	1.60	3.70
Fred Davis	WAS	-	9	*	20.40	2.27	7.10	bye	0.90	2.80	2.30	0.00	0.00	1.10	6.20	0.00
Owen Daniels	HOU	T	7	*	20.00	2.22	0.00	0.00	0.80	bye	7.90	4.50	0.80	2.70	2.40	0.90
Jimmy Graham	NOR	-	10	*	18.10	2.01	bye	12.90	0.00	3.80	1.10	0.00	0.30	0.00	0.00	0.00
Dante Rosario	CAR	-	6	*	17.00	1.89	2.40	1.00	1.60	2.80	bye	0.20	1.70	1.20	4.70	1.40
Andrew Quarless	GNB	T	10	*	17.00	1.89	bye	0.00	0.00	9.60	2.30	5.10	0.00	0.00	0.00	0.00
Craig Stevens	TEN	T	9	*	16.30	1.81	0.00	bye	10.90	0.00	0.00	1.10	1.60	0.00	0.90	1.80
Travis Beckum	NYG	-	8	*	16.10	1.79	1.20	0.00	bye	0.00	8.10	0.80	2.50	2.30	0.10	1.10
Martellus Bennett	DAL	-	4	*	15.40	1.71	3.20	2.00	0.00	0.50	0.00	1.90	bye	2.60	4.50	0.70
Michael Hoomanawanua	STL	-	9	*	14.40	1.60	2.00	bye	1.90	9.20	0.50	0.00	0.00	0.00	0.00	0.80
Donald Lee	GNB	-	10	*	13.80	1.53	bye	0.00	0.50	2.70	0.00	9.20	1.50	0.00	-0.10	0.00
Ben Patrick	ARI	-	6	*	9.90	1.10	1.10	0.00	0.00	0.60	bye	3.00	1.20	2.90	1.10	0.00
Kellen Davis	CHI	-	8	*	9.90	1.10	9.90	0.00	bye	0.00	0.00	0.00	0.00	0.00	0.00	0.00
Michael Palmer	ATL	-	8	*	9.70	1.08	0.60	9.10	bye	0.00	0.00	0.00	0.00	0.00	0.00	0.00
David Martin	BUF	-	6	*	9.50	1.06	0.00	1.10	0.00	0.00	bye	0.00	8.40	0.00	0.00	0.00
Daniel Graham	DEN	-	9	*	9.40	1.04	0.00	bye	1.00	0.00	0.00	2.80	0.50	0.90	0.60	3.60
Ed Dickson	BAL	-	8	*	9.10	1.01	0.40	0.00	bye	0.50	0.70	5.80	0.00	0.00	1.70	0.00
Chris Baker	SEA	-	5	*	8.70	0.97	5.10	0.70	0.50	0.00	1.60	bye	0.80	0.00	0.00	0.00
Jim Kleinsasser	MIN	-	4	*	8.60	0.96	0.30	0.00	0.00	1.00	2.50	0.50	bye	1.70	2.00	0.60
Jeff King	CAR	-	6	*	8.30	0.92	0.40	1.70	2.20	0.00	bye	2.00	0.70	1.30	0.00	0.00
John Gilmore	TAM	-	4	*	7.90	0.88	5.20	0.00	1.10	0.00	0.50	1.10	bye	0.00	0.00	0.00
James Casey	HOU	-	7	*	6.60	0.73	1.80	4.80	0.00	bye	0.00	0.00	0.00	0.00	0.00	0.00
Billy Bajema	STL	-	9	*	6.50	0.72	0.00	bye	0.00	0.00	3.40	0.00	0.00	0.00	1.30	1.80
Leonard Pope	KAN	-	4	*	6.40	0.71	2.10	0.00	2.00	0.00	1.20	1.10	bye	0.00	0.00	0.00
Jonathan Stupar	BUF	-	6	*	5.90	0.66	0.00	0.00	0.00	0.80	bye	1.00	0.00	2.70	1.40	0.00
Jared Cook	TEN	-	9	*	5.80	0.64	0.00	bye	3.60	0.00	0.00	0.00	1.70	0.00	0.50	0.00
Kris Wilson	SDG	-	10	*	5.30	0.59	bye	3.70	0.00	-0.10	0.00	1.70	0.00	0.00	0.00	0.00
Jerramy Stevens	TAM	-	4	*	4.30	0.48	0.00	0.00	0.00	0.00	1.30	0.00	bye	2.20	0.00	0.80
Dan Gronkowski	DEN	-	9	*	4.20	0.47	0.00	bye	2.90	0.00	0.00	0.90	0.00	0.20	0.00	0.20
Brandon Myers	OAK	-	10	*	4.10	0.46	bye	2.00	0.00	0.00	0.00	1.20	0.00	0.40	0.00	0.50
Jim Dray	ARI	-	6	*	4.10	0.46	0.00	1.70	0.00	0.00	bye	0.00	2.40	0.00	0.00	0.00
Tom Crabtree	GNB	-	10	*	3.70	0.41	bye	0.40	0.00	0.00	3.30	0.00	0.00	0.00	0.00	0.00
Matt Spaeth	PIT	-	5	*	3.30	0.37	0.00	1.20	2.10	0.00	0.00	bye	0.00	0.00	0.00	0.00
Jeff Dugan	MIN	-	4	*	3.00	0.33	0.90	0.30	0.00	0.00	0.00	0.00	bye	1.00	0.00	0.80
Robert Royal	CLE	-	8	*	2.70	0.30	1.40	0.00	bye	0.00	0.00	1.30	0.00	0.00	0.00	0.00
Bear Pascoe	NYG	-	8	*	2.70	0.30	0.00	1.00	bye	0.00	1.00	0.00	0.00	0.00	0.70	0.00
Nate Byham	SFO	-	9	*	2.70	0.30	0.00	bye	0.00	0.00	0.70	0.00	0.00	0.90	0.60	0.50
Justin Peelle	ATL	T	8	*	2.60	0.29	0.00	0.00	bye	0.00	0.00	1.50	0.00	0.00	0.00	1.10
Stephen Spach	ARI	T	6	*	2.40	0.27	1.40	0.40	0.30	0.30	bye	0.00	0.00	0.00	0.00	0.00
Brody Eldridge	IND	T	7	*	2.30	0.26	0.00	0.00	0.00	bye	0.50	0.00	1.00	0.80	0.00	0.00
Garrett Mills	PHI	-	8	*	1.90	0.21	0.00	0.00	bye	0.50	0.00	0.00	0.00	0.00	1.40	0.00



# Harger Fantasy Football League

## Top Tight End Scoring

PLAYER	NFL	INJ	BYE	FA	TOTAL	AVG	10	9	8	7	6	5	4	3	2	1
Reggie Kelly	CIN	-	6	*	1.80	0.20	0.90	0.00	0.00	0.00	bye	0.00	0.00	0.00	0.90	0.00
Fendi Onobun	STL	X	9	*	1.50	0.17	0.00	bye	0.00	0.00	0.00	0.00	0.00	1.50	0.00	0.00
Brandon Manumaleuna	CHI	-	8	*	1.40	0.16	0.00	0.90	bye	0.00	0.50	0.00	0.00	0.00	0.00	0.00
Desmond Clark	CHI	-	8	*	1.20	0.13	0.00	0.00	bye	0.00	0.00	0.00	0.00	1.20	0.00	0.00
Cameron Morrah	SEA	-	5	*	1.10	0.12	0.00	0.00	0.00	0.00	0.00	bye	0.00	0.00	0.00	1.10
David Johnson	PIT	-	5	*	0.90	0.10	0.00	0.00	0.90	0.00	0.00	bye	0.00	0.00	0.00	0.00
Alge Crumpler	NWE	-	5	*	0.80	0.09	0.40	0.00	0.00	0.00	0.40	bye	0.00	0.00	0.00	0.00
Ben Hartsock	NYJ	-	7	*	0.70	0.08	0.00	0.00	0.00	bye	0.00	0.00	0.70	0.00	0.00	0.00
Jake O'Connell	KAN	-	4	*	0.70	0.08	0.00	0.00	0.00	0.00	0.70	0.00	bye	0.00	0.00	0.00
Shawn Nelson	BUF	-	6	*	0.60	0.07	0.00	0.00	0.00	0.60	bye	0.00	0.00	0.00	0.00	0.00
Gijon Robinson	IND	-	7	*	0.50	0.06	0.50	0.00	0.00	bye	0.00	0.00	0.00	0.00	0.00	0.00
Ernest Wilford	JAC	-	9	*	0.30	0.03	0.00	bye	0.00	0.00	0.00	0.00	0.00	0.00	0.30	0.00
Dennis Pitta	BAL	-	8	*	0.10	0.01	0.00	0.00	bye	0.00	0.00	0.00	0.00	0.00	0.10	0.00
Steve Heiden	CLE	-	8	*	0.00	0.00	0.00	0.00	bye	0.00	0.00	0.00	0.00	0.00	0.00	0.00
James Dearth	SDG	X	10	*	0.00	0.00	bye	0.00	0.00	0.00	0.00	0.00	0.00	0.00	0.00	0.00
Anthony Becht	ARI	-	6	*	0.00	0.00	0.00	0.00	0.00	0.00	bye	0.00	0.00	0.00	0.00	0.00
Mike Leach	ARI	-	6	*	0.00	0.00	0.00	0.00	0.00	0.00	bye	0.00	0.00	0.00	0.00	0.00
Tony Stewart	OAK	-	10	*	0.00	0.00	bye	0.00	0.00	0.00	0.00	0.00	0.00	0.00	0.00	0.00
Billy Miller	NOR	-	10	*	0.00	0.00	bye	0.00	0.00	0.00	0.00	0.00	0.00	0.00	0.00	0.00
Justin Snow	IND	-	7	*	0.00	0.00	0.00	0.00	0.00	bye	0.00	0.00	0.00	0.00	0.00	0.00
Joe Zelenka	ATL	-	8	*	0.00	0.00	0.00	0.00	bye	0.00	0.00	0.00	0.00	0.00	0.00	0.00
John Owens	OAK	-	10	*	0.00	0.00	bye	0.00	0.00	0.00	0.00	0.00	0.00	0.00	0.00	0.00
L.J. Smith	BAL	-	8	*	0.00	0.00	0.00	0.00	bye	0.00	0.00	0.00	0.00	0.00	0.00	0.00
Richard Angulo	CHI	-	8	*	0.00	0.00	0.00	0.00	bye	0.00	0.00	0.00	0.00	0.00	0.00	0.00
Will Heller	DET	-	7	*	0.00	0.00	0.00	0.00	0.00	bye	0.00	0.00	0.00	0.00	0.00	0.00
Sean Ryan	TEN	-	9	*	0.00	0.00	0.00	bye	0.00	0.00	0.00	0.00	0.00	0.00	0.00	0.00
Nate Lawrie	PHI	-	8	*	0.00	0.00	0.00	0.00	bye	0.00	0.00	0.00	0.00	0.00	0.00	0.00
Michael Gaines	HOU	-	7	*	0.00	0.00	0.00	0.00	0.00	bye	0.00	0.00	0.00	0.00	0.00	0.00
Sean McHugh	PIT	-	5	*	0.00	0.00	0.00	0.00	0.00	0.00	bye	0.00	0.00	0.00	0.00	0.00
Alex Smith	CLE	-	8	*	0.00	0.00	0.00	0.00	bye	0.00	0.00	0.00	0.00	0.00	0.00	0.00
John Paul Foschi	CIN	-	6	*	0.00	0.00	0.00	0.00	0.00	0.00	bye	0.00	0.00	0.00	0.00	0.00
Joe Klopfenstein	BUF	X	6	*	0.00	0.00	0.00	0.00	0.00	0.00	bye	0.00	0.00	0.00	0.00	0.00
Dominique Byrd	ARI	-	6	*	0.00	0.00	0.00	0.00	0.00	0.00	bye	0.00	0.00	0.00	0.00	0.00
Jason Pociask	DAL	-	4	*	0.00	0.00	0.00	0.00	0.00	0.00	0.00	bye	0.00	0.00	0.00	0.00
John Madsen	DET	-	7	*	0.00	0.00	0.00	0.00	0.00	bye	0.00	0.00	0.00	0.00	0.00	0.00
James Adkisson	OAK	-	10	*	0.00	0.00	bye	0.00	0.00	0.00	0.00	0.00	0.00	0.00	0.00	0.00
Brad Cieslak	CLE	-	8	*	0.00	0.00	0.00	0.00	bye	0.00	0.00	0.00	0.00	0.00	0.00	0.00
Scott Chandler	DAL	-	4	*	0.00	0.00	0.00	0.00	0.00	0.00	0.00	bye	0.00	0.00	0.00	0.00
Derek Schouman	STL	X	6	*	0.00	0.00	0.00	0.00	0.00	0.00	bye	0.00	0.00	0.00	0.00	0.00
Michael Allan	SEA	-	5	*	0.00	0.00	0.00	0.00	0.00	0.00	0.00	bye	0.00	0.00	0.00	0.00
Clark Harris	CIN	-	6	*	0.00	0.00	0.00	0.00	0.00	0.00	bye	0.00	0.00	0.00	0.00	0.00
Darcy Johnson	STL	X	9	*	0.00	0.00	0.00	bye	0.00	0.00	0.00	0.00	0.00	0.00	0.00	0.00
Daniel Coats	DEN	-	9	*	0.00	0.00	0.00	bye	0.00	0.00	0.00	0.00	0.00	0.00	0.00	0.00
Tony Curtis	SFO	-	9	*	0.00	0.00	0.00	bye	0.00	0.00	0.00	0.00	0.00	0.00	0.00	0.00
Michael Matthews	BUF	X	6	*	0.00	0.00	0.00	0.00	0.00	0.00	bye	0.00	0.00	0.00	0.00	0.00
Greg Estandia	CLE	X	8	*	0.00	0.00	0.00	0.00	bye	0.00	0.00	0.00	0.00	0.00	0.00	0.00
Brad Cottam	KAN	X	4	*	0.00	0.00	0.00	0.00	0.00	0.00	0.00	bye	0.00	0.00	0.00	0.00
Martin Rucker	DAL	-	4	*	0.00	0.00	0.00	0.00	0.00	0.00	0.00	bye	0.00	0.00	0.00	0.00
Derek Fine	HOU	-	7	*	0.00	0.00	0.00	0.00	0.00	bye	0.00	0.00	0.00	0.00	0.00	0.00
Gary Barnidge	CAR	-	6	*	0.00	0.00	0.00	0.00	0.00	0.00	bye	0.00	0.00	0.00	0.00	0.00
Tom Santi	IND	X	7	*	0.00	0.00	0.00	0.00	0.00	bye	0.00	0.00	0.00	0.00	0.00	0.00
Keith Zinger	ATL	-	8	*	0.00	0.00	0.00	0.00	bye	0.00	0.00	0.00	0.00	0.00	0.00	0.00
Joey Haynos	MIA	-	5	*	0.00	0.00	0.00	0.00	0.00	0.00	0.00	bye	0.00	0.00	0.00	0.00
Richard Quinn	DEN	-	9	*	0.00	0.00	0.00	bye	0.00	0.00	0.00	0.00	0.00	0.00	0.00	0.00
Chase Coffman	CIN	-	6	*	0.00	0.00	0.00	0.00	0.00	0.00	bye	0.00	0.00	0.00	0.00	0.00
Anthony Hill	HOU	U	7	*	0.00	0.00	0.00	0.00	0.00	bye	0.00	0.00	0.00	0.00	0.00	0.00
Davon Drew	BAL	-	8	*	0.00	0.00	0.00	0.00	bye	0.00	0.00	0.00	0.00	0.00	0.00	0.00
Cornelius Ingram	PHI	-	8	*	0.00	0.00	0.00	0.00	bye	0.00	0.00	0.00	0.00	0.00	0.00	0.00
John Nalbone	DEN	-	9	*	0.00	0.00	0.00	bye	0.00	0.00	0.00	0.00	0.00	0.00	0.00	0.00
John Phillips	DAL	X	4	*	0.00	0.00	0.00	0.00	0.00	0.00	0.00	bye	0.00	0.00	0.00	0.00
Spencer Havner	GNB	X	10	*	0.00	0.00	bye	0.00	0.00	0.00	0.00	0.00	0.00	0.00	0.00	0.00
Kory Sperry	SDG	-	10	*	0.00	0.00	bye	0.00	0.00	0.00	0.00	0.00	0.00	0.00	0.00	0.00
Garrett Graham	HOU	-	7	*	0.00	0.00	0.00	0.00	0.00	bye	0.00	0.00	0.00	0.00	0.00	0.00
Clay Harbor	PHI	-	8	*	0.00	0.00	0.00	0.00	bye	0.00	0.00	0.00	0.00	0.00	0.00	0.00
Dennis Morris	STL	-	9	*	0.00	0.00	0.00	bye	0.00	0.00	0.00	0.00	0.00	0.00	0.00	0.00
Anthony McCoy	SEA	-	5	*	0.00	0.00	0.00	0.00	0.00	0.00	bye	0.00	0.00	0.00	0.00	0.00
Mickey Shuler	MIA	-	5	*	0.00	0.00	0.00	0.00	0.00	0.00	0.00	bye	0.00	0.00	0.00	0.00
Dedrick Epps	MIA	-	5	*	0.00	0.00	0.00	0.00	0.00	0.00	0.00	bye	0.00	0.00	0.00	0.00
Jameson Konz	SEA	X	5	*	0.00	0.00	0.00	0.00	0.00	0.00	bye	0.00	0.00	0.00	0.00	0.00
Marquez Branson	ATL	-	8	*	0.00	0.00	0.00	0.00	bye	0.00	0.00	0.00	0.00	0.00	0.00	0.00





# Harger Fantasy Football League

## Top Kicker Scoring

PLAYER	NFL	INJ	BYE	FA	TOTAL	AVG	10	9	8	7	6	5	4	3	2	1
Sebastian Janikowski	OAK	-	10		91.00	10.11	bye	11.00	15.00	11.00	9.00	10.00	6.00	12.00	10.00	7.00
Dan Carpenter	MIA	-	5	*	83.00	9.22	11.00	4.00	17.00	16.00	12.00	bye	2.00	12.00	2.00	7.00
Adam Vinatieri	IND	-	7		78.00	8.67	11.00	6.00	12.00	bye	9.00	13.00	4.00	9.00	8.00	6.00
David Akers	PHI	-	8		77.00	8.56	11.00	14.00	bye	13.00	7.00	9.00	6.00	4.00	5.00	8.00
Matt Bryant	ATL	-	8		77.00	8.56	9.00	9.00	bye	7.00	5.00	8.00	10.00	9.00	11.00	9.00
Nick Folk	NYJ	-	7		76.00	8.44	8.00	11.00	0.00	bye	7.00	18.00	8.00	7.00	8.00	9.00
Rob Bironas	TEN	T	9		75.00	8.33	5.00	bye	5.00	13.00	12.00	11.00	9.00	9.00	3.00	8.00
Neil Rackers	HOU	-	7		68.00	7.56	6.00	11.00	6.00	bye	5.00	4.00	7.00	7.00	12.00	10.00
Mason Crosby	GNB	-	10		67.00	7.44	bye	9.00	9.00	4.00	8.00	8.00	4.00	5.00	10.00	10.00
Jeff Reed	PIT	-	0	*	66.00	0.00	4.00	10.00	4.00	11.00	4.00	0.00	2.00	8.00	13.00	10.00
Josh Scobee	JAC	-	9		66.00	7.33	7.00	bye	5.00	8.00	3.00	18.00	8.00	4.00	7.00	6.00
Billy Cundiff	BAL	-	8	*	64.00	7.11	3.00	14.00	bye	13.00	8.00	7.00	5.00	6.00	4.00	4.00
Josh Brown	STL	-	9		64.00	7.11	8.00	bye	8.00	5.00	8.00	6.00	8.00	12.00	2.00	7.00
Mike Nugent	CIN	X	6	*	64.00	7.11	5.00	3.00	2.00	8.00	bye	7.00	8.00	9.00	15.00	7.00
Olindo Mare	SEA	-	5	*	63.00	7.00	18.00	1.00	3.00	17.00	3.00	bye	3.00	9.00	2.00	7.00
Graham Gano	WAS	-	9		63.00	7.00	4.00	bye	7.00	5.00	6.00	10.00	5.00	10.00	9.00	7.00
Ryan Succop	KAN	-	4	*	62.00	6.89	5.00	8.00	7.00	6.00	7.00	9.00	bye	7.00	10.00	3.00
Matt Prater	DEN	-	9	*	61.00	6.78	7.00	bye	4.00	2.00	9.00	5.00	14.00	7.00	7.00	6.00
Lawrence Tynes	NYG	-	8		60.00	6.67	8.00	11.00	bye	12.00	0.00	10.00	5.00	5.00	2.00	7.00
Robbie Gould	CHI	-	8		60.00	6.67	9.00	2.00	bye	2.00	8.00	12.00	3.00	8.00	9.00	7.00
Jason Hanson	DET	T	7		58.00	6.44	0.00	2.00	5.00	bye	10.00	14.00	15.00	4.00	6.00	2.00
Phil Dawson	CLE	-	8	*	58.00	6.44	8.00	10.00	bye	12.00	4.00	4.00	11.00	5.00	2.00	2.00
Connor Barth	TAM	-	4	*	57.00	6.33	7.00	3.00	8.00	13.00	0.00	6.00	bye	7.00	8.00	5.00
Stephen Gostkowski	NWE	X	5	*	56.00	6.22	0.00	1.00	4.00	11.00	11.00	bye	11.00	8.00	2.00	8.00
David Buehler	DAL	-	4	*	55.00	6.11	9.00	1.00	5.00	9.00	3.00	10.00	bye	9.00	8.00	1.00
Joe Nedney	SFO	T	9	*	52.00	5.78	11.00	bye	6.00	8.00	5.00	7.00	2.00	5.00	2.00	6.00
John Kasay	CAR	-	6	*	51.00	5.67	10.00	3.00	4.00	12.00	bye	7.00	2.00	1.00	1.00	11.00
Garrett Hartley	NOR	-	10	*	49.00	5.44	bye	10.00	8.00	5.00	7.00	0.00	0.00	6.00	11.00	2.00
Jay Feely	ARI	-	6	*	48.00	5.33	4.00	6.00	5.00	4.00	bye	12.00	5.00	6.00	1.00	5.00
Ryan Longwell	MIN	-	4	*	47.00	5.22	7.00	9.00	4.00	6.00	6.00	2.00	bye	6.00	4.00	3.00
Rian Lindell	BUF	-	6	*	46.00	5.11	2.00	1.00	4.00	11.00	bye	8.00	2.00	12.00	1.00	5.00
Nate Kaeding	SDG	-	10	*	39.00	4.33	bye	0.00	0.00	0.00	5.00	9.00	11.00	4.00	8.00	2.00
Kris Brown	SDG	-	10	*	20.00	2.22	bye	3.00	9.00	8.00	0.00	0.00	0.00	0.00	0.00	0.00
John Carney	NOR	-	10	*	18.00	2.00	bye	0.00	0.00	0.00	0.00	8.00	10.00	0.00	0.00	0.00
Shayne Graham	NWE	-	5	*	13.00	1.44	9.00	0.00	0.00	0.00	4.00	bye	0.00	0.00	0.00	0.00
Dave Rayner	DET	-	7	*	6.00	0.67	6.00	0.00	0.00	bye	0.00	0.00	0.00	0.00	0.00	0.00
Michael Koenen	ATL	-	8	*	3.00	0.33	0.00	0.00	bye	0.00	0.00	3.00	0.00	0.00	0.00	0.00
Sam Koch	BAL	-	8	*	0.52	0.06	0.00	0.52	bye	0.00	0.00	0.00	0.00	0.00	0.00	0.00
Matt Stover	IND	-	7	*	0.00	0.00	0.00	0.00	0.00	bye	0.00	0.00	0.00	0.00	0.00	0.00
Craig Hentrich	TEN	-	9	*	0.00	0.00	0.00	bye	0.00	0.00	0.00	0.00	0.00	0.00	0.00	0.00
Aaron Elling	OAK	-	10	*	0.00	0.00	bye	0.00	0.00	0.00	0.00	0.00	0.00	0.00	0.00	0.00
Paul Ernster	PIT	-	5	*	0.00	0.00	0.00	0.00	0.00	0.00	0.00	bye	0.00	0.00	0.00	0.00
Shaun Suisham	PIT	-	5	*	0.00	0.00	0.00	0.00	0.00	0.00	0.00	bye	0.00	0.00	0.00	0.00
Nick Novak	SDG	-	10	*	0.00	0.00	bye	0.00	0.00	0.00	0.00	0.00	0.00	0.00	0.00	0.00
Tony Yelk	JAC	-	9	*	0.00	0.00	0.00	bye	0.00	0.00	0.00	0.00	0.00	0.00	0.00	0.00
Justin Medlock	DET	-	7	*	0.00	0.00	0.00	0.00	0.00	bye	0.00	0.00	0.00	0.00	0.00	0.00
Brandon Coutu	SEA	-	5	*	0.00	0.00	0.00	0.00	0.00	0.00	0.00	bye	0.00	0.00	0.00	0.00
Steven Hauschka	DET	-	7	*	0.00	0.00	0.00	0.00	0.00	bye	0.00	0.00	0.00	0.00	0.00	0.00
Sam Swank	NYG	-	8	*	0.00	0.00	0.00	0.00	bye	0.00	0.00	0.00	0.00	0.00	0.00	0.00
Rhys Lloyd	CAR	-	6	*	0.00	0.00	0.00	0.00	0.00	0.00	bye	0.00	0.00	0.00	0.00	0.00
Shane Andrus	SFO	-	9	*	0.00	0.00	0.00	bye	0.00	0.00	0.00	0.00	0.00	0.00	0.00	0.00
Ricky Schmitt	TEN	-	9	*	0.00	0.00	0.00	bye	0.00	0.00	0.00	0.00	0.00	0.00	0.00	0.00
Connor Hughes	DAL	-	4	*	0.00	0.00	0.00	0.00	0.00	0.00	0.00	0.00	bye	0.00	0.00	0.00
Brett Swenson	IND	X	7	*	0.00	0.00	0.00	0.00	0.00	bye	0.00	0.00	0.00	0.00	0.00	0.00
Garrett Lindholm	ATL	-	8	*	0.00	0.00	0.00	0.00	bye	0.00	0.00	0.00	0.00	0.00	0.00	0.00
Hunter Lawrence	TAM	-	4	*	0.00	0.00	0.00	0.00	0.00	0.00	0.00	0.00	bye	0.00	0.00	0.00
Todd Carter	CAR	-	6	*	0.00	0.00	0.00	0.00	0.00	0.00	bye	0.00	0.00	0.00	0.00	0.00



# Harger Fantasy Football League

## Top Defense / Sp Teams Scoring

PLAYER	NFL	INJ	BYE	FA	TOTAL	AVG	10	9	8	7	6	5	4	3	2	1
Green Bay Packers	GNB	-	10		87.00	9.67	bye	23.00	15.00	10.00	1.00	6.00	12.00	4.00	9.00	7.00
Arizona Cardinals	ARI	-	6		80.00	8.89	3.00	18.00	10.00	6.00	bye	17.00	8.00	10.00	2.00	6.00
Oakland Raiders	OAK	-	10		72.00	8.00	bye	11.00	16.00	13.00	2.00	18.00	0.00	5.00	4.00	3.00
New England Patriots	NWE	-	5	*	69.00	7.67	12.00	1.00	2.00	6.00	3.00	bye	24.00	3.00	3.00	15.00
Tennessee Titans	TEN	-	9		68.00	7.56	2.00	bye	2.00	11.00	13.00	9.00	13.00	7.00	5.00	6.00
Detroit Lions	DET	-	7	*	67.00	7.44	2.00	3.00	15.00	bye	3.00	20.00	6.00	5.00	5.00	8.00
Philadelphia Eagles	PHI	-	8		66.00	7.33	11.00	5.00	bye	6.00	5.00	13.00	2.00	15.00	4.00	5.00
Seattle Seahawks	SEA	-	5	*	66.00	7.33	7.00	1.00	2.00	7.00	8.00	bye	5.00	21.00	1.00	14.00
Washington Redskins	WAS	-	9	*	59.00	6.56	1.00	bye	9.00	16.00	4.00	6.00	3.00	3.00	6.00	11.00
Chicago Bears	CHI	-	8		58.00	6.44	4.00	4.00	bye	11.00	6.00	12.00	5.00	8.00	3.00	5.00
Pittsburgh Steelers	PIT	-	5		58.00	6.44	0.00	6.00	4.00	3.00	9.00	bye	3.00	12.00	17.00	4.00
Indianapolis Colts	IND	-	7	*	55.00	6.11	14.00	3.00	11.00	bye	5.00	3.00	0.00	3.00	13.00	3.00
New York Giants	NYG	-	8		55.00	6.11	2.00	6.00	bye	5.00	5.00	5.00	20.00	1.00	2.00	9.00
Tampa Bay Buccaneers	TAM	-	4		54.00	6.00	3.00	6.00	17.00	2.00	1.00	10.00	bye	2.00	10.00	3.00
New Orleans Saints	NOR	-	10		52.00	5.78	bye	19.00	5.00	1.00	6.00	5.00	4.00	3.00	6.00	3.00
St. Louis Rams	STL	-	9	*	50.00	5.56	5.00	bye	7.00	3.00	8.00	1.00	13.00	3.00	4.00	6.00
Kansas City Chiefs	KAN	-	4		49.00	5.44	0.00	7.00	4.00	10.00	2.00	2.00	bye	6.00	9.00	9.00
Dallas Cowboys	DAL	-	4		48.00	5.33	9.00	1.00	4.00	12.00	4.00	3.00	bye	7.00	7.00	1.00
Atlanta Falcons	ATL	-	8	*	46.00	5.11	4.00	3.00	bye	4.00	2.00	12.00	4.00	5.00	8.00	4.00
San Diego Chargers	SDG	-	10	*	46.00	5.11	bye	3.00	0.00	4.00	3.00	3.00	18.00	6.00	8.00	1.00
San Francisco 49ers	SFO	-	9	*	45.00	5.00	3.00	bye	6.00	10.00	5.00	5.00	11.00	1.00	2.00	2.00
Cleveland Browns	CLE	-	8	*	44.00	4.89	3.00	4.00	bye	19.00	1.00	3.00	6.00	0.00	3.00	5.00
New York Jets	NYJ	-	7		43.00	4.78	5.00	2.00	3.00	bye	3.00	13.00	5.00	3.00	4.00	5.00
Miami Dolphins	MIA	-	5	*	42.00	4.67	5.00	4.00	1.00	5.00	6.00	bye	3.00	0.00	13.00	5.00
Cincinnati Bengals	CIN	-	6		36.00	4.00	2.00	3.00	2.00	8.00	bye	6.00	2.00	8.00	5.00	0.00
Minnesota Vikings	MIN	-	4		30.00	3.33	3.00	6.00	0.00	2.00	8.00	2.00	bye	4.00	4.00	1.00
Baltimore Ravens	BAL	-	8		29.00	3.22	2.00	5.00	bye	5.00	5.00	2.00	3.00	2.00	1.00	4.00
Carolina Panthers	CAR	-	6	*	29.00	3.22	3.00	2.00	2.00	3.00	bye	7.00	4.00	3.00	0.00	5.00
Denver Broncos	DEN	-	9	*	29.00	3.22	11.00	bye	0.00	2.00	5.00	1.00	4.00	0.00	5.00	1.00
Buffalo Bills	BUF	-	6	*	27.00	3.00	2.00	2.00	3.00	4.00	bye	5.00	0.00	8.00	0.00	3.00
Jacksonville Jaguars	JAC	-	9	*	26.00	2.89	1.00	bye	6.00	1.00	0.00	3.00	3.00	3.00	4.00	5.00
Houston Texans	HOU	-	7	*	22.00	2.44	2.00	3.00	1.00	bye	1.00	2.00	7.00	0.00	3.00	3.00

# HARGER FANTASY FOOTBALL LEAGUE 2010

## Week 9 – Head to Head



Doomsday II  
Owner: Tom Harger

Big Sexy  
Owner: Robin Lucas



VS

13.90	<a href="#">Matt Ryan</a>	ATL	QB	TAM 21 ATL 27	<b>FINAL</b>	13.76	<a href="#">Peyton Manning</a>	IND	QB	IND 24 PHI 26	<b>FINAL</b>
	24-36, 235 yds passing (1 TDs) 3 carries, 5 yds rushing						31-51, 294 yds passing (1 TDs), 2 INTs				
10.40	<a href="#">Darren McFadden</a>	OAK	RB	KAN 20 OAK 23	<b>FINAL</b>	3.20	<a href="#">Thomas Jones</a>	KAN	RB	KAN 20 OAK 23	<b>FINAL</b>
	0-1, 0 yds passing 17 carries, 89 yds rushing, 1 fumble(s) 4 catches, 25 yds receiving						19 carries, 32 yds rushing				
5.00	<a href="#">Ryan Mathews</a>	SDG	RB	SDG 29 HOU 23	<b>FINAL</b>	10.30	<a href="#">LeSean McCoy</a>	PHI	RB	IND 24 PHI 26	<b>FINAL</b>
	9 carries, 42 yds rushing, 1 fumble(s) 2 catches, 18 yds receiving						16 carries, 95 yds rushing 3 catches, 8 yds receiving				
14.00	<a href="#">Greg Jennings</a>	GNB	WR	DAL 7 GNB 45	<b>FINAL</b>	3.00	<a href="#">Brandon Marshall</a>	MIA	WR	MIA 10 BAL 26	<b>FINAL</b>
	7 catches, 80 yds receiving (1 TDs)						5 catches, 30 yds receiving				
7.20	<a href="#">Tony Gonzalez</a>	ATL	TE	TAM 21 ATL 27	<b>FINAL</b>	4.80	<a href="#">Jeremy Maclin</a>	PHI	WR	IND 24 PHI 26	<b>FINAL</b>
	8 catches, 72 yds receiving						4 catches, 48 yds receiving				
18.80	<a href="#">Jacob Tamme</a>	IND	TE	IND 24 PHI 26	<b>FINAL</b>	17.00	<a href="#">Mike Wallace</a>	PIT	WR	PIT 27 CIN 21	<b>FINAL</b>
	11 catches, 108 yds receiving (1 TDs)						5 catches, 110 yds receiving (1 TDs)				
6.00	<a href="#">Adam Vinatieri</a>	IND	K	IND 24 PHI 26	<b>FINAL</b>	2.00	<a href="#">Jason Hanson</a>	DET	K	NYJ 23 DET 20	<b>FINAL</b>
	1 FG (37), 3 PATs						2 PATs				
5.00	<a href="#">Baltimore Ravens</a>	BAL	D/ST	MIA 10 BAL 26	<b>FINAL</b>	23.00	<a href="#">Green Bay Packers</a>	GNB	D/ST	DAL 7 GNB 45	<b>FINAL</b>
	43 tackles, 7 assists, 6 passes defensed, 2.0 sacks, 3 INT, 1 FF						2 TDs, 46 tackles, 6 assists, 7 passes defensed, 4.0 sacks, 2 INT, 3 FF, 2 FR				
80.30						77.06					

# HARGER FANTASY FOOTBALL LEAGUE 2010

## Week 9 – Head to Head

### SCORING:

Matt Ryan 5 yd TD pass to Michael Palmer (4.00 pts)  
Greg Jennings 8 yd TD pass from Aaron Rodgers (6.00 pts)  
Jacob Tamme 3 yd TD pass from Peyton Manning (8.00 pts)  
Adam Vinatieri PAT (1.00 pts)  
Adam Vinatieri PAT (1.00 pts)  
Adam Vinatieri 37 yd FG (3.00 pts)  
Adam Vinatieri PAT (1.00 pts)

### GAME TOTAL BONUSES:

Matt Ryan 235 yards passing (9.40 pts)  
Matt Ryan 5 combined rushing and receiving yds (0.50 pts)  
Darren McFadden 114 combined rushing and receiving yds (11.40

pts)  
Ryan Mathews 60 combined rushing and receiving yds (6.00 pts)  
Greg Jennings 80 combined rushing and receiving yds (8.00 pts)  
Tony Gonzalez 72 combined rushing and receiving yds (7.20 pts)  
Jacob Tamme 108 combined rushing and receiving yds (10.80

pts)  
Baltimore Ravens 2.0 sacks (2.00 pts)  
Baltimore Ravens 3 interceptions (3.00 pts)

### DEDUCTIONS:

Darren McFadden 1 fumble lost (-1.00 pts)  
Ryan Mathews 1 fumble lost (-1.00 pts)

### BENCH:

0.00 DeAngelo Williams, RB  
0.00 Maurice Jones-Drew, RB  
1.70 Michael Bush, RB  
0.00 Pierre Thomas, RB  
-0.10 Austin Collie, WR  
4.90 Johnny Knox, WR  
0.00 Vernon Davis, TE  
6.00 Tampa Bay Buccaneers, D/ST

### SCORING:

Peyton Manning 3 yd TD pass to Jacob Tamme (4.00 pts)  
Mike Wallace 39 yd TD pass from Antwaan Randle El (6.00  
pts)  
Jason Hanson PAT (1.00 pts)  
Jason Hanson PAT (1.00 pts)  
Green Bay Packers 26 yd fumble return TD (6.00 pts)  
Green Bay Packers 62 yd interception return TD (6.00 pts)

### GAME TOTAL BONUSES:

Peyton Manning 294 yards passing (11.76 pts)  
Thomas Jones 32 combined rushing and receiving yds (3.20  
pts)  
LeSean McCoy 103 combined rushing and receiving yds (10.30

pts)  
Brandon Marshall 30 combined rushing and receiving yds (3.00  
pts)  
Jeremy Maclin 48 combined rushing and receiving yds (4.80  
pts)

Mike Wallace 110 combined rushing and receiving yds (11.00  
pts)

Green Bay Packers 4.0 sacks (4.00 pts)  
Green Bay Packers 7 total points allowed (3.00 pts)  
Green Bay Packers 2 interceptions (2.00 pts)  
Green Bay Packers 2 fumbles recovered (2.00 pts)

### DEDUCTIONS:

Peyton Manning 2 interceptions (-2.00 pts)

### BENCH:

7.54 Chad Henne, QB  
7.80 Brandon Jacobs, RB  
2.50 C.J. Spiller, RB  
7.70 Lance Moore, WR  
0.00 Mike Sims-Walker, WR  
0.00 Legedu Naanee, WR  
0.00 Josh Brown, K  
3.00 Cincinnati Bengals, D/ST

---

# HARGER FANTASY FOOTBALL LEAGUE 2010

## Week 9 – Head to Head



Pigskin Princess  
Owner: Leah Harger



Roughriders  
Owner: Bryan Ferryman

VS

<a href="#">Matt Schaub</a>	HOU	QB	SDG 29		17.12	<a href="#">Drew Brees</a>	NOR	QB	NOR 34	
9.78			HOU 23	<b>FINAL</b>		27-43, 253 yds passing (2 TDs), 1 INTs			CAR 3	<b>FINAL</b>
						21-32, 267 yds passing, 1 INTs				
						2 carries, 1 yds rushing				
<a href="#">Ahmad Bradshaw</a>	NYG	RB	NYG 41			<a href="#">Mike Tolbert</a>	SDG	RB	SDG 29	
21.20			SEA 7	<b>FINAL</b>	5.40	8 carries, 32 yds rushing (1 2XPs)			HOU 23	<b>FINAL</b>
						1 catch, 2 yds receiving				
						19 carries, 57 yds rushing (2 TDs)				
						4 catches, 35 yds receiving				
<a href="#">Rashard Mendenhall</a>	PIT	RB	PIT 27		-0.20	<a href="#">Chris Wells</a>	ARI	RB	ARI 24	
19.00			CIN 21	<b>FINAL</b>		1 carry, -2 yds rushing			MIN 27	<b>FINAL</b>
						2 catches, 28 yds receiving				
						22 carries, 99 yds rushing (1 TDs)				
						3 catches, 31 yds receiving				
<a href="#">Chad Ochocinco</a>	CIN	WR	PIT 27		2.80	<a href="#">Anquan Boldin</a>	BAL	WR	MIA 10	
1.50			CIN 21	<b>FINAL</b>		2 catches, 28 yds receiving			BAL 26	<b>FINAL</b>
						3 catches, 15 yds receiving				
						4 catches, 41 yds receiving				
<a href="#">Andre Johnson</a>	HOU	WR	SDG 29		4.40	<a href="#">Jason Witten</a>	DAL	TE	DAL 7	
4.10			HOU 23	<b>FINAL</b>		3 catches, 44 yds receiving			GNB 45	<b>FINAL</b>
						4 catches, 66 yds receiving (1 TDs)				
						1 fumble(s)				
						3 catches, 78 yds receiving (1 TDs), 1 tackle				
<a href="#">Braylon Edwards</a>	NYJ	WR	NYJ 23		14.60	<a href="#">Visanthe Shiancoe</a>	MIN	TE	ARI 24	
12.80			DET 20	<b>FINAL</b>		2 missed FGs (51,45), 3 PATs, 1 tackle			MIN 27	<b>FINAL</b>
						2 missed FGs (51,45), 3 PATs, 1 tackle				
						3.00				
						2 missed FGs (51,45), 3 PATs, 1 tackle				
<a href="#">Robbie Gould</a>	CHI	K	CHI 22		19.00	<a href="#">New Orleans Saints</a>	NOR	D/ST	NOR 34	
2.00			BUF 19	<b>FINAL</b>		1 TD, 49 tackles, 13 assists, 6 passes defended, 4.0 sacks, 1 INT, 1 FF, 1 FR			CAR 3	<b>FINAL</b>
						66.12				
<a href="#">Chicago Bears</a>	CHI	D/ST	CHI 22							
4.00			BUF 19	<b>FINAL</b>						
74.38										

# HARGER FANTASY FOOTBALL LEAGUE 2010

## Week 9 – Head to Head

### SCORING:

Ahmad Bradshaw 2 yd rushing TD (6.00 pts)  
Ahmad Bradshaw 4 yd rushing TD (6.00 pts)  
Rashard Mendenhall 1 yd rushing TD (6.00 pts)  
Braylon Edwards 74 yd TD pass from Mark Sanchez (6.00 pts)  
Robbie Gould PAT (1.00 pts)  
Robbie Gould PAT (1.00 pts)

### GAME TOTAL BONUSES:

Matt Schaub 267 yards passing (10.68 pts)  
Matt Schaub 1 combined rushing and receiving yds (0.10 pts)  
Ahmad Bradshaw 92 combined rushing and receiving yds (9.20 pts)  
Rashard Mendenhall 130 combined rushing and receiving yds (13.00 pts)  
Chad Ochocinco 15 combined rushing and receiving yds (1.50 pts)  
Andre Johnson 41 combined rushing and receiving yds (4.10 pts)  
Braylon Edwards 78 combined rushing and receiving yds (7.80 pts)  
Chicago Bears 1.0 sack (1.00 pts)  
Chicago Bears 2 interceptions (2.00 pts)  
Chicago Bears 1 fumble recovered (1.00 pts)

### DEDUCTIONS:

Matt Schaub 1 interception (-1.00 pts)  
Braylon Edwards 1 fumble lost (-1.00 pts)

### BENCH:

8.70 Chester Taylor, RB  
15.90 Ronnie Brown, RB  
1.40 Marion Barber, RB  
8.10 Matt Forte, RB  
10.20 Derrick Mason, WR  
0.00 Donald Driver, WR  
3.10 Lee Evans, WR  
0.00 Rob Bironas, K

### SCORING:

Drew Brees 7 yd TD pass to Jeremy Shockey (4.00 pts)  
Drew Brees 19 yd TD pass to Jimmy Graham (4.00 pts)  
Mike Tolbert 2XP rush (2.00 pts)  
Visanthe Shiancoe 25 yd TD pass from Brett Favre (8.00 pts)  
Mike Nugent PAT (1.00 pts)  
Mike Nugent PAT (1.00 pts)  
Mike Nugent PAT (1.00 pts)  
New Orleans Saints 24 yd interception return TD (6.00 pts)

### GAME TOTAL BONUSES:

Drew Brees 253 yards passing (10.12 pts)  
Mike Tolbert 34 combined rushing and receiving yds (3.40 pts)  
Chris Wells -2 combined rushing and receiving yds (-0.20 pts)  
Anquan Boldin 28 combined rushing and receiving yds (2.80 pts)  
Jason Witten 44 combined rushing and receiving yds (4.40 pts)  
Visanthe Shiancoe 66 combined rushing and receiving yds (6.60 pts)  
New Orleans Saints 4.0 sacks (4.00 pts)  
New Orleans Saints 3 total points allowed (7.00 pts)  
New Orleans Saints 1 interception (1.00 pts)  
New Orleans Saints 1 fumble recovered (1.00 pts)

### DEDUCTIONS:

Drew Brees 1 interception (-1.00 pts)

### BENCH:

10.82 Ben Roethlisberger, QB  
0.00 Ryan Torain, RB  
8.80 Jahvid Best, RB  
13.20 Javarris James, RB  
2.50 Mike Williams, WR  
5.60 Mario Manningham, WR  
5.00 Davone Bess, WR  
0.00 Washington Redskins, D/ST

---

# HARGER FANTASY FOOTBALL LEAGUE 2010

## Week 9 – Head to Head



NO Mercy  
Owner: Phillip Harger



The Columbus Knights  
Owner: Jamie Johnston

VS

	<a href="#">Philip Rivers</a>	SDG	QB		
26.10	17-23, 295 yds passing (4 TDs), 1 INTs			SDG 29 HOU 23	<b>FINAL</b>
	4 carries, -7 yds rushing				
	<a href="#">Peyton Hillis</a>	CLE	RB		
33.00	29 carries, 184 yds rushing (2 TDs), 1 fumble(s)			NWE 14 CLE 34	<b>FINAL</b>
	3 catches, 36 yds receiving				
	<a href="#">LeGarrette Blount</a>	TAM	RB	TAM 21 ATL 27	<b>FINAL</b>
4.60	13 carries, 46 yds rushing				
	<a href="#">Miles Austin</a>	DAL	WR	DAL 7 GNB 45	<b>FINAL</b>
1.60	2 catches, 16 yds receiving, 1 tackle				
	<a href="#">James Jones</a>	GNB	WR	DAL 7 GNB 45	<b>FINAL</b>
18.30	8 catches, 123 yds receiving (1 TDs)				
	<a href="#">Dustin Keller</a>	NYJ	TE	NYJ 23 DET 20	<b>FINAL</b>
5.90	4 catches, 59 yds receiving				
	<a href="#">Neil Rackers</a>	HOU	K	SDG 29 HOU 23	<b>FINAL</b>
11.00	3 FGs (27,21,25), 2 PATs				
	<a href="#">New York Giants</a>	NYG	D/ST	NYG 41 SEA 7	<b>FINAL</b>
6.00	33 tackles, 7 assists, 3 passes defensed, 2 INT, 1 FF, 1 FR				
106.50					

### SCORING:

Philip Rivers 55 yd TD pass to Seyi Ajirotutu (4.00 pts)  
 Philip Rivers 11 yd TD pass to Randy McMichael (4.00 pts)  
 Philip Rivers 12 yd TD pass to Randy McMichael (4.00 pts)  
 Philip Rivers 28 yd TD pass to Seyi Ajirotutu (4.00 pts)  
 Peyton Hillis 2 yd rushing TD (6.00 pts)  
 Peyton Hillis 35 yd rushing TD (6.00 pts)  
 James Jones 10 yd TD pass from Aaron Rodgers (6.00 pts)  
 Neil Rackers PAT (1.00 pts)  
 Neil Rackers 27 yd FG (3.00 pts)  
 Neil Rackers PAT (1.00 pts)  
 Neil Rackers 21 yd FG (3.00 pts)  
 Neil Rackers 25 yd FG (3.00 pts)

### GAME TOTAL BONUSES:

Philip Rivers 295 yards passing (11.80 pts)

	<a href="#">Aaron Rodgers</a>	GNB	QB		
27.66	27-34, 289 yds passing (3 TDs)			DAL 7 GNB 45	<b>FINAL</b>
	5 carries, 41 yds rushing				
	<a href="#">Cedric Benson</a>	CIN	RB		
13.40	18 carries, 54 yds rushing (1 TDs)			PIT 27 CIN 21	<b>FINAL</b>
	2 catches, 20 yds receiving				
	<a href="#">Jamaal Charles</a>	KAN	RB		
10.00	10 carries, 53 yds rushing			KAN 20 OAK 23	<b>FINAL</b>
	5 catches, 47 yds receiving, 1 tackle				
	<a href="#">Roy Williams</a>	DAL	WR	DAL 7 GNB 45	<b>FINAL</b>
0.60	1 catch, 6 yds receiving				
	<a href="#">Santonio Holmes</a>	NYJ	WR	NYJ 23 DET 20	<b>FINAL</b>
11.40	5 catches, 114 yds receiving, 1 tackle				
	<a href="#">Percy Harvin</a>	MIN	WR	ARI 24 MIN 27	<b>FINAL</b>
11.60	1 fumble(s)				
	9 catches, 126 yds receiving				
	<a href="#">Mason Crosby</a>	GNB	K	DAL 7 GNB 45	<b>FINAL</b>
9.00	1 FG (26), 1 missed FG (54), 6 PATs				
	<a href="#">New York Jets</a>	NYJ	D/ST	NYJ 23 DET 20	<b>FINAL</b>
2.00	44 tackles, 19 assists, 5 passes defensed, 2.0 sacks				
85.66					

### SCORING:

Aaron Rodgers 9 yd TD pass to Brandon Jackson (4.00 pts)  
 Aaron Rodgers 8 yd TD pass to Greg Jennings (4.00 pts)  
 Aaron Rodgers 10 yd TD pass to James Jones (4.00 pts)  
 Cedric Benson 1 yd rushing TD (6.00 pts)  
 Mason Crosby PAT (1.00 pts)  
 Mason Crosby PAT (1.00 pts)  
 Mason Crosby PAT (1.00 pts)  
 Mason Crosby PAT (1.00 pts)  
 Mason Crosby PAT (1.00 pts)  
 Mason Crosby 26 yd FG (3.00 pts)  
 Mason Crosby PAT (1.00 pts)

### GAME TOTAL BONUSES:

Aaron Rodgers 289 yards passing (11.56 pts)

## HARGER FANTASY FOOTBALL LEAGUE 2010

### Week 9 – Head to Head

Philip Rivers -7 combined rushing and receiving yds (-0.70 pts)  
Peyton Hillis 220 combined rushing and receiving yds (22.00 pts)  
LeGarrette Blount 46 combined rushing and receiving yds (4.60 pts)  
Miles Austin 16 combined rushing and receiving yds (1.60 pts)  
James Jones 123 combined rushing and receiving yds (12.30 pts)  
Dustin Keller 59 combined rushing and receiving yds (5.90 pts)  
New York Giants 7 total points allowed (3.00 pts)  
New York Giants 2 interceptions (2.00 pts)  
New York Giants 1 fumble recovered (1.00 pts)

#### DEDUCTIONS:

Philip Rivers 1 interception (-1.00 pts)  
Peyton Hillis 1 fumble lost (-1.00 pts)

#### BENCH:

0.00 Kyle Orton, QB  
4.80 Marshawn Lynch, RB  
0.00 Chris Johnson, RB  
5.50 Shonn Greene, RB  
0.00 Javon Ringer, RB  
0.00 Santana Moss, WR  
4.60 Wes Welker, WR  
0.00 Malcom Floyd, WR

Aaron Rodgers 41 combined rushing and receiving yds (4.10 pts)  
Cedric Benson 74 combined rushing and receiving yds (7.40 pts)  
Jamaal Charles 100 combined rushing and receiving yds (10.00 pts)  
Roy Williams 6 combined rushing and receiving yds (0.60 pts)  
Santonio Holmes 114 combined rushing and receiving yds (11.40 pts)  
Percy Harvin 126 combined rushing and receiving yds (12.60 pts)  
New York Jets 2.0 sacks (2.00 pts)

#### DEDUCTIONS:

Percy Harvin 1 fumble lost (-1.00 pts)

#### BENCH:

23.50 Eli Manning, QB  
0.00 Joseph Addai, RB  
0.00 Randy Moss, WR  
0.00 Brandon Lloyd, WR  
2.90 Jerricho Cotchery, WR  
0.00 Vincent Jackson, WR  
0.00 Marcedes Lewis, TE  
1.00 Dallas Cowboys, D/ST

---



# HARGER FANTASY FOOTBALL LEAGUE 2010

## Week 9 – Head to Head



JJJammin-On-The-One  
Owner: A.J. Harger

The  
Mighty  
Warriors  
Owner:  
Mark  
vs Harger



24.70	<a href="#">Matthew Stafford</a>	DET	QB	20-36, 240 yds passing (2 TDs) 4 carries, 11 yds rushing (1 TDs)	NYJ 23 DET 20	<b>FINAL</b>	26.12	<a href="#">Michael Vick</a>	PHI	QB	17-29, 218 yds passing (1 TDs) 10 carries, 74 yds rushing (1 TDs)	IND 24 PHI 26	<b>FINAL</b>
10.20	<a href="#">LaDainian Tomlinson</a>	NYJ	RB	15 carries, 55 yds rushing 6 catches, 47 yds receiving	NYJ 23 DET 20	<b>FINAL</b>	26.40	<a href="#">Adrian Peterson</a>	MIN	RB	15 carries, 81 yds rushing (1 TDs) 4 catches, 63 yds receiving (1 TDs)	ARI 24 MIN 27	<b>FINAL</b>
22.70	<a href="#">Michael Turner</a>	ATL	RB	24 carries, 107 yds rushing (2 TDs)	TAM 21 ATL 27	<b>FINAL</b>	31.70	<a href="#">Arian Foster</a>	HOU	RB	27 carries, 127 yds rushing (2 TDs) 4 catches, 70 yds receiving	SDG 29 HOU 23	<b>FINAL</b>
5.20	<a href="#">Roddy White</a>	ATL	WR	1 carry, 3 yds rushing 4 catches, 49 yds receiving	TAM 21 ATL 27	<b>FINAL</b>	1.30	<a href="#">Calvin Johnson</a>	DET	WR	1 catch, 13 yds receiving	NYJ 23 DET 20	<b>FINAL</b>
10.60	<a href="#">Steve Smith</a>	NYG	WR	4 catches, 46 yds receiving (1 TDs)	NYG 41 SEA 7	<b>FINAL</b>	3.48	<a href="#">Steve Breaston</a>	ARI	WR	1-1, 17 yds passing 3 catches, 28 yds receiving	ARI 24 MIN 27	<b>FINAL</b>
0.00	<a href="#">Darius Heyward-Bey</a>	OAK	WR		KAN 20 OAK 23	<b>FINAL</b>	1.50	<a href="#">Pierre Garcon</a>	IND	WR	2 catches, 15 yds receiving	IND 24 PHI 26	<b>FINAL</b>
11.00	<a href="#">Sebastian Janikowski</a>	OAK	K	3 FGs (23,41,33), 1 missed FG (47), 2 PATs	KAN 20 OAK 23	<b>FINAL</b>	4.00	<a href="#">Dan Carpenter</a>	MIA	K	1 FG (19), 1 missed FG (46), 1 PAT	MIA 10 BAL 26	<b>FINAL</b>
11.00	<a href="#">Oakland Raiders</a>	OAK	D/ST	1 TD, 57 tackles, 13	KAN 20 OAK 23	<b>FINAL</b>	3.00	<a href="#">Atlanta Falcons</a>	ATL	D/ST	41 tackles, 7 assists, 5 passes defended, 1.0 sack, 2 INT	TAM 21 ATL 27	<b>FINAL</b>
							97.50						

# HARGER FANTASY FOOTBALL LEAGUE 2010

## Week 9 – Head to Head

assists, 5 passes  
defensed, 3.0 sacks, 1  
INT, 2 FF, 1 FR

95.40

### SCORING:

Matthew Stafford 10 yd TD pass to Brandon Pettigrew (4.00 pts)  
Matthew Stafford 1 yd rushing TD (6.00 pts)  
Matthew Stafford 2 yd TD pass to Nate Burleson (4.00 pts)  
Michael Turner 2 yd rushing TD (6.00 pts)  
Michael Turner 10 yd rushing TD (6.00 pts)  
Steve Smith 6 yd TD pass from Eli Manning (6.00 pts)  
Sebastian Janikowski PAT (1.00 pts)  
Sebastian Janikowski PAT (1.00 pts)  
Sebastian Janikowski 23 yd FG (3.00 pts)  
Sebastian Janikowski 41 yd FG (3.00 pts)  
Sebastian Janikowski 33 yd FG (3.00 pts)  
Oakland Raiders 94 yd kickoff return TD (6.00 pts)

### GAME TOTAL BONUSES:

Matthew Stafford 240 yards passing (9.60 pts)  
Matthew Stafford 11 combined rushing and receiving yds (1.10 pts)  
LaDainian Tomlinson 102 combined rushing and receiving yds (10.20 pts)  
Michael Turner 107 combined rushing and receiving yds (10.70 pts)  
Roddy White 52 combined rushing and receiving yds (5.20 pts)  
Steve Smith 46 combined rushing and receiving yds (4.60 pts)  
Oakland Raiders 3.0 sacks (3.00 pts)  
Oakland Raiders 1 interception (1.00 pts)  
Oakland Raiders 1 fumble recovered (1.00 pts)

### DEDUCTIONS:

None.

### BENCH:

17.04 Matt Cassel, QB  
14.86 Ryan Fitzpatrick, QB  
1.40 BenJarvus Green-Ellis, RB  
0.00 Knowshon Moreno, RB  
0.00 Nate Washington, WR  
14.50 Steve Johnson, WR  
1.20 Brandon Tate, WR  
13.60 Dez Bryant, WR

### SCORING:

Michael Vick 9 yd TD pass to DeSean Jackson (4.00 pts)  
Michael Vick 1 yd rushing TD (6.00 pts)  
Adrian Peterson 12 yd TD pass from Brett Favre (6.00 pts)  
Adrian Peterson 4 yd rushing TD (6.00 pts)  
Arian Foster 8 yd rushing TD (6.00 pts)  
Arian Foster 2 yd rushing TD (6.00 pts)  
Dan Carpenter PAT (1.00 pts)  
Dan Carpenter 19 yd FG (3.00 pts)

### GAME TOTAL BONUSES:

Michael Vick 218 yards passing (8.72 pts)  
Michael Vick 74 combined rushing and receiving yds (7.40 pts)  
Adrian Peterson 144 combined rushing and receiving yds (14.40 pts)  
Arian Foster 197 combined rushing and receiving yds (19.70 pts)  
Calvin Johnson 13 combined rushing and receiving yds (1.30 pts)  
Steve Breaston 17 yards passing (0.68 pts)  
Steve Breaston 28 combined rushing and receiving yds (2.80 pts)  
Pierre Garcon 15 combined rushing and receiving yds (1.50 pts)  
Atlanta Falcons 1.0 sack (1.00 pts)  
Atlanta Falcons 2 interceptions (2.00 pts)

### DEDUCTIONS:

None.

### BENCH:

9.32 Jon Kitna, QB  
0.00 David Garrard, QB  
0.00 Clinton Portis, RB  
0.00 Reggie Bush, RB  
0.00 Sidney Rice, WR  
2.30 Todd Heap, TE  
0.00 Antonio Gates, TE  
0.00 Tennessee Titans, D/ST

# HARGER FANTASY FOOTBALL LEAGUE 2010

## Week 9 – Head to Head



The General  
Owner: Matthew Harger



The Feds  
Owner: Paul Harger

VS

<a href="#">Tom Brady</a>	NWE	QB	NWE 14 CLE 34	<b>FINAL</b>	<a href="#">Joe Flacco</a>	BAL	QB	MIA 10 BAL 26	<b>FINAL</b>
17.06	19-36, 224 yds passing (2 TDs) 1 carry, 1 yds rushing				19.34	20-27, 266 yds passing (2 TDs) 4 carries, 7 yds rushing			
<a href="#">Donald Brown</a>	IND	RB	IND 24 PHI 26	<b>FINAL</b>	<a href="#">Ray Rice</a>	BAL	RB	MIA 10 BAL 26	<b>FINAL</b>
9.70	15 carries, 50 yds rushing 3 catches, 47 yds receiving				18.00	22 carries, 83 yds rushing 7 catches, 97 yds receiving			
<a href="#">Reggie Wayne</a>	IND	WR	IND 24 PHI 26	<b>FINAL</b>	<a href="#">Terrell Owens</a>	CIN	WR	PIT 27 CIN 21	<b>FINAL</b>
8.30	11 catches, 83 yds receiving				26.10	10 catches, 141 yds receiving (2 TDs), 1 tackle			
<a href="#">Larry Fitzgerald</a>	ARI	WR	ARI 24 MIN 27	<b>FINAL</b>	<a href="#">Dwayne Bowe</a>	KAN	WR	KAN 20 OAK 23	<b>FINAL</b>
10.70	7 catches, 107 yds receiving				12.30	5 catches, 63 yds receiving (1 TDs)			
<a href="#">Patrick Crayton</a>	SDG	WR	SDG 29 HOU 23	<b>FINAL</b>	<a href="#">DeSean Jackson</a>	PHI	WR	IND 24 PHI 26	<b>FINAL</b>
7.00	3 catches, 70 yds receiving, 1 tackle				18.90	3 carries, 20 yds rushing 7 catches, 109 yds receiving (1 TDs)			
<a href="#">Hakeem Nicks</a>	NYG	WR	NYG 41 SEA 7	<b>FINAL</b>	<a href="#">Mike Williams</a>	TAM	WR	TAM 21 ATL 27	<b>FINAL</b>
18.80	6 catches, 128 yds receiving (1 TDs)				14.90	4 catches, 89 yds receiving (1 TDs), 1 tackle			
<a href="#">Nick Folk</a>	NYJ	K	NYJ 23 DET 20	<b>FINAL</b>	<a href="#">Matt Bryant</a>	ATL	K	TAM 21 ATL 27	<b>FINAL</b>
11.00	3 FGs (31,36,30), 2 PATs				9.00	2 FGs (31,41), 3 PATs			
<a href="#">Pittsburgh Steelers</a>	PIT	D/ST	PIT 27 CIN 21	<b>FINAL</b>	<a href="#">Philadelphia Eagles</a>	PHI	D/ST	IND 24 PHI 26	<b>FINAL</b>
6.00	44 tackles, 14 assists, 6 passes defended, 4.0 sacks, 1 INT, 2 FF, 1 FR				5.00	50 tackles, 7 assists, 7 passes defended, 3.0 sacks, 2 INT			
88.56					123.54				

# HARGER FANTASY FOOTBALL LEAGUE 2010

## Week 9 – Head to Head

### SCORING:

Tom Brady 2 yd TD pass to Aaron Hernandez (4.00 pts)  
Tom Brady 1 yd TD pass to Aaron Hernandez (4.00 pts)  
Hakeem Nicks 46 yd TD pass from Eli Manning (6.00 pts)  
Nick Folk 31 yd FG (3.00 pts)  
Nick Folk PAT (1.00 pts)  
Nick Folk PAT (1.00 pts)  
Nick Folk 36 yd FG (3.00 pts)  
Nick Folk 30 yd FG (3.00 pts)

### GAME TOTAL BONUSES:

Tom Brady 224 yards passing (8.96 pts)  
Tom Brady 1 combined rushing and receiving yds (0.10 pts)  
Donald Brown 97 combined rushing and receiving yds (9.70 pts)  
Reggie Wayne 83 combined rushing and receiving yds (8.30 pts)  
Larry Fitzgerald 107 combined rushing and receiving yds (10.70 pts)  
Patrick Crayton 70 combined rushing and receiving yds (7.00 pts)  
Hakeem Nicks 128 combined rushing and receiving yds (12.80 pts)  
Pittsburgh Steelers 4.0 sacks (4.00 pts)  
Pittsburgh Steelers 1 interception (1.00 pts)  
Pittsburgh Steelers 1 fumble recovered (1.00 pts)

### DEDUCTIONS:

None.

### BENCH:

0.00 Donovan McNabb, QB  
2.20 Carnell Williams, RB  
0.00 Frank Gore, RB  
2.00 Jonathan Stewart, RB  
0.90 Steve Smith, WR  
0.00 Kenny Britt, WR  
20.80 Aaron Hernandez, TE  
8.00 Ryan Succop, K

### SCORING:

Joe Flacco 32 yd TD pass to Willis McGahee (4.00 pts)  
Joe Flacco 12 yd TD pass to Derrick Mason (4.00 pts)  
Terrell Owens 19 yd TD pass from Carson Palmer (6.00 pts)  
Terrell Owens 27 yd TD pass from Carson Palmer (6.00 pts)  
Dwayne Bowe 20 yd TD pass from Matt Cassel (6.00 pts)  
DeSean Jackson 9 yd TD pass from Michael Vick (6.00 pts)  
Mike Williams 58 yd TD pass from Josh Freeman (6.00 pts)  
Matt Bryant PAT (1.00 pts)  
Matt Bryant PAT (1.00 pts)  
Matt Bryant 31 yd FG (3.00 pts)  
Matt Bryant PAT (1.00 pts)  
Matt Bryant 41 yd FG (3.00 pts)

### GAME TOTAL BONUSES:

Joe Flacco 266 yards passing (10.64 pts)  
Joe Flacco 7 combined rushing and receiving yds (0.70 pts)  
Ray Rice 180 combined rushing and receiving yds (18.00 pts)  
Terrell Owens 141 combined rushing and receiving yds (14.10 pts)  
Dwayne Bowe 63 combined rushing and receiving yds (6.30 pts)  
DeSean Jackson 129 combined rushing and receiving yds (12.90 pts)  
Mike Williams 89 combined rushing and receiving yds (8.90 pts)  
Philadelphia Eagles 3.0 sacks (3.00 pts)  
Philadelphia Eagles 2 interceptions (2.00 pts)

### DEDUCTIONS:

None.

### BENCH:

16.16 Josh Freeman, QB  
0.00 Steven Jackson, RB  
18.80 Brandon Jackson, RB  
6.00 Hines Ward, WR  
6.50 Marques Colston, WR  
0.00 Michael Crabtree, WR  
0.00 Graham Gano, K  
1.00 Seattle Seahawks, D/ST

## HARGER FANTASY FOOTBALL LEAGUE 2010

### Week 9 – Standings

HFFL2010 Division

	W	L	T	PCT	PF	PA	DIV	STREAK
<a href="#">The Mighty Warriors</a>	7	2	0	0.778	927.20	726.72	7 - 2 - 0	Won 2
<a href="#">Pigskin Princess</a>	7	2	0	0.778	751.78	674.64	7 - 2 - 0	Won 1
<a href="#">The Feds</a>	6	3	0	0.667	756.20	764.76	6 - 3 - 0	Won 5
<a href="#">JJJammin-On-The-One</a>	5	4	0	0.556	820.40	679.16	5 - 4 - 0	Lost 1
<a href="#">NO Mercy</a>	5	4	0	0.556	774.76	784.72	5 - 4 - 0	Won 1
<a href="#">Doomsday II</a>	5	4	0	0.556	686.18	740.56	5 - 4 - 0	Won 4
<a href="#">The Columbus Knights</a>	3	6	0	0.333	724.20	795.90	3 - 6 - 0	Lost 1
<a href="#">Roughriders</a>	3	6	0	0.333	627.14	743.22	3 - 6 - 0	Lost 2
<a href="#">The General</a>	2	7	0	0.222	704.92	767.96	2 - 7 - 0	Lost 7
<a href="#">Big Sexy</a>	2	7	0	0.222	682.60	777.74	2 - 7 - 0	Lost 3

#### Week 9 Results

<b>Doomsday II</b>	<b>80.30</b>	Big Sexy	<b>77.06</b>
<b>Pigskin Princess</b>	<b>74.38</b>	Roughriders	<b>66.12</b>
<b>NO Mercy</b>	<b>106.50</b>	The Columbus Knights	<b>85.66</b>
JJJammin-On-The-One	95.40	<b>The Mighty Warriors</b>	<b>97.50</b>
The General	88.56	<b>The Feds</b>	<b>123.54</b>

## HARGER FANTASY FOOTBALL LEAGUE 2010

### Week 9 – Starting Points Summary



[Doomsday II](#)

80.30

[Pigskin Princess](#)

74.38



[Big Sexy](#)

77.06



[Roughriders](#)

66.12

[GameCast](#) | [GameCenter](#) | **Final**

Actual vs Best: [Doomsday II](#) | [Big Sexy](#)

High Scorer: [Green Bay Packers](#) (23.00 points)

[GameCast](#) | [GameCenter](#) | **Final**

Actual vs Best: [Pigskin Princess](#) | [Roughriders](#)

High Scorer: [Ahmad Bradshaw](#) (21.20 points)



[NO Mercy](#)

106.50

[JJJammin-On-The-One](#)

95.40



[The Columbus Knights](#)

85.66



[The Mighty Warriors](#)

97.50

[GameCast](#) | [GameCenter](#) | **Final**

Actual vs Best: [NO Mercy](#) | [The Columbus Knights](#)

High Scorer: [Peyton Hillis](#) (33.00 points)

[GameCast](#) | [GameCenter](#) | **Final**

Actual vs Best: [JJJammin-On-The-One](#) | [The Mighty Warriors](#)

High Scorer: [Arian Foster](#) (31.70 points)



[The General](#)

88.56



[The Feds](#)

123.54

[GameCast](#) | [GameCenter](#) | **Final**

Actual vs Best: [The General](#) | [The Feds](#)

High Scorer: [Terrell Owens](#) (26.10 points)

League Average: 89.50



# Harger Fantasy Football League

## Top Quarterback Scoring

PLAYER	NFL	INJ	BYE	FA	TOTAL	AVG	9	8	7	6	5	4	3	2	1
Philip Rivers	SDG	-	10		187.36	20.82	26.10	19.50	16.34	12.96	24.64	17.64	26.40	23.36	20.42
Aaron Rodgers	GNB	-	10		178.30	19.81	27.66	7.30	19.20	22.92	17.72	19.24	23.64	26.20	14.42
Drew Brees	NOR	-	10		162.68	18.08	17.12	18.00	18.24	21.72	16.36	14.90	24.60	18.86	12.88
Peyton Manning	IND	-	7		157.52	19.69	13.76	19.02	bye	19.18	8.46	20.98	24.90	21.90	29.32
Kyle Orton	DEN	-	9		150.36	18.80	bye	18.56	16.02	14.56	20.56	21.74	23.14	19.78	16.00
Eli Manning	NYG	-	8		137.00	17.13	23.50	bye	25.14	14.98	22.78	5.60	13.64	12.04	19.32
Carson Palmer	CIN	T	6	*	133.32	16.67	16.92	14.54	28.48	bye	13.66	20.84	10.60	6.58	21.70
Matt Ryan	ATL	-	8		130.86	16.36	13.90	bye	25.46	16.30	10.98	14.42	19.72	20.60	9.48
Joe Flacco	BAL	-	8		126.58	15.82	19.34	bye	20.90	19.90	15.84	13.34	22.08	7.06	8.12
Tom Brady	NWE	T	5		125.24	15.65	17.06	13.30	10.46	13.78	bye	10.72	22.68	14.92	22.32
Josh Freeman	TAM	-	4		124.08	15.51	16.16	17.32	16.48	12.96	16.20	bye	7.86	19.42	17.68
Ryan Fitzpatrick	BUF	-	6		121.76	15.22	14.86	16.22	31.28	bye	21.20	20.52	17.68	0.00	0.00
Mark Sanchez	NYJ	-	7		113.48	14.19	22.54	10.44	bye	9.82	7.64	14.44	22.14	23.00	3.46
Donovan McNabb	WAS	T	9		112.34	14.04	bye	15.90	9.80	11.94	18.28	11.90	14.94	21.04	8.54
Matt Schaub	HOU	T	7		111.64	13.95	9.78	10.14	bye	20.50	5.74	15.78	11.64	31.08	6.98
David Garrard	JAC	-	9		108.52	13.56	bye	31.60	0.00	0.96	18.02	24.92	6.40	6.82	19.80
Michael Vick	PHI	-	8		106.78	13.35	26.12	bye	0.00	0.00	0.00	3.66	32.64	23.06	21.30
Tony Romo	DAL	T	4	*	106.10	13.26	0.00	0.00	5.56	23.00	26.14	bye	19.26	16.86	15.28
Jay Cutler	CHI	-	8	*	105.84	13.23	20.42	bye	10.24	13.50	0.00	-0.32	15.54	23.38	23.08
Matt Cassel	KAN	-	4		105.68	13.21	17.04	11.38	15.72	20.84	6.34	bye	21.70	5.54	7.12
Sam Bradford	STL	-	9	*	104.16	13.02	bye	15.84	12.24	12.72	6.60	19.36	12.60	13.68	11.12
Chad Henne	MIA	-	5		99.50	12.44	7.54	6.98	13.28	17.14	bye	17.20	21.62	8.56	7.18
Brett Favre	MIN	T	4		94.84	11.85	23.94	9.36	9.48	7.72	19.66	bye	9.84	5.00	9.84
Alex Smith	SFO	T	9	*	94.46	11.81	bye	0.00	9.16	15.64	22.96	9.62	12.28	17.80	7.00
Shaun Hill	DET	T	7	*	90.16	11.27	0.00	0.00	bye	7.64	21.98	24.54	11.88	23.00	1.12
Matt Hasselbeck	SEA	-	5	*	87.54	10.94	0.00	5.52	11.78	13.38	bye	5.94	12.30	18.42	20.20
Jason Campbell	OAK	-	10	*	82.18	9.13	12.16	20.80	17.66	3.42	11.06	0.00	0.00	4.38	12.70
Vince Young	TEN	T	9	*	81.02	10.13	bye	18.42	0.00	6.44	17.12	12.72	9.32	0.84	16.16
Kevin Kolb	PHI	-	8	*	65.10	8.14	0.00	bye	12.04	24.14	14.82	13.14	0.00	0.00	0.96
Derek Anderson	ARI	-	6	*	60.86	7.61	12.76	11.36	3.84	bye	0.24	0.56	11.88	4.44	15.78
Ben Roethlisberger	PIT	-	5		58.48	7.31	10.82	6.70	19.18	21.78	bye	0.00	0.00	0.00	0.00
Matthew Stafford	DET	T	7	*	52.50	6.56	24.70	25.48	bye	0.00	0.00	0.00	0.00	0.00	2.32
Matt Moore	CAR	X	6	*	44.78	5.60	0.52	9.26	19.62	bye	-0.60	0.00	0.00	7.20	8.78
Seneca Wallace	CLE	T	8	*	43.52	5.44	0.00	bye	0.00	0.00	9.56	10.86	9.64	12.56	0.90
Bruce Gradkowski	OAK	-	10	*	42.26	4.70	0.00	0.00	0.00	0.00	0.56	17.72	14.50	9.48	0.00
Jon Kitna	DAL	-	4	*	42.16	5.27	9.32	16.36	16.48	0.00	0.00	bye	0.00	0.00	0.00
Kerry Collins	TEN	-	9	*	40.28	5.03	bye	2.08	20.04	8.30	0.00	0.00	0.00	9.86	0.00
Colt McCoy	CLE	-	8	*	34.16	4.27	14.96	bye	3.76	15.44	0.00	0.00	0.00	0.00	0.00
Charlie Batch	PIT	-	5	*	26.08	3.26	0.00	0.00	0.00	0.00	bye	5.04	20.04	1.00	0.00
Jimmy Clausen	CAR	-	6	*	20.24	2.53	1.98	-1.00	0.00	bye	1.44	10.94	5.52	1.36	0.00
Trent Edwards	JAC	-	9	*	19.24	2.40	bye	0.00	0.00	5.20	0.00	0.00	0.00	3.28	10.76
Troy Smith	SFO	-	9	*	18.04	2.26	bye	18.04	0.00	0.00	0.00	0.00	0.00	0.00	0.00
Todd Bouman	JAC	-	9	*	15.68	1.96	bye	0.00	15.68	0.00	0.00	0.00	0.00	0.00	0.00
Drew Stanton	DET	-	7	*	14.62	1.83	0.60	0.00	bye	13.88	0.14	0.00	0.00	0.00	0.00
Tim Tebow	DEN	-	9	*	14.60	1.83	bye	6.10	0.00	8.30	0.00	0.00	0.00	0.00	0.20
Jake Delhomme	CLE	T	8	*	13.06	1.63	0.00	bye	0.00	0.00	1.88	0.00	0.00	0.00	11.18
Dennis Dixon	PIT	X	5	*	11.36	1.42	0.00	0.00	0.00	0.00	bye	0.00	0.00	2.52	8.84
Max Hall	ARI	-	6	*	10.90	1.36	0.00	4.34	-0.56	bye	5.72	2.28	0.00	-0.88	0.00
Tarvaris Jackson	MIN	-	4	*	10.74	1.34	0.00	10.74	0.00	0.00	0.00	bye	0.00	0.00	0.00
Charlie Whitehurst	SEA	-	5	*	6.72	0.84	6.72	0.00	0.00	0.00	bye	0.00	0.00	0.00	0.00
Josh Johnson	TAM	-	4	*	5.32	0.67	0.00	0.00	0.00	1.78	0.16	bye	3.38	0.00	0.00
Luke McCown	JAC	X	9	*	5.20	0.65	bye	0.00	0.00	0.00	0.00	0.00	0.00	5.20	0.00
Caleb Hanie	CHI	-	8	*	2.10	0.26	0.00	bye	0.00	0.00	0.66	1.44	0.00	0.00	0.00
Tony Pike	CAR	-	6	*	1.88	0.23	1.88	0.00	0.00	bye	0.00	0.00	0.00	0.00	0.00
David Carr	SFO	-	9	*	1.68	0.21	bye	0.00	1.68	0.00	0.00	0.00	0.00	0.00	0.00
Chase Daniel	NOR	-	10	*	1.60	0.18	1.60	0.00	0.00	0.00	0.00	0.00	0.00	0.00	0.00
Kyle Boller	OAK	-	10	*	1.10	0.12	0.00	0.00	1.10	0.00	0.00	0.00	0.00	0.00	0.00
Tyler Thigpen	MIA	-	5	*	0.80	0.10	0.00	0.00	0.00	0.00	bye	0.80	0.00	0.00	0.00
Rex Grossman	WAS	-	9	*	0.76	0.09	bye	0.76	0.00	0.00	0.00	0.00	0.00	0.00	0.00
Mark Brunell	NYJ	-	7	*	0.28	0.04	0.00	0.00	bye	0.00	0.00	0.28	0.00	0.00	0.00
Billy Volek	SDG	-	10	*	0.02	0.00	0.00	0.00	0.00	0.00	0.00	0.12	0.00	-0.10	0.00
Daunte Culpepper	DET	-	7	*	0.00	0.00	0.00	0.00	bye	0.00	0.00	0.00	0.00	0.00	0.00
Jeff Garcia	PHI	-	8	*	0.00	0.00	0.00	bye	0.00	0.00	0.00	0.00	0.00	0.00	0.00
Chad Pennington	MIA	-	5	*	0.00	0.00	0.00	0.00	0.00	0.00	bye	0.00	0.00	0.00	0.00
Chris Redman	ATL	T	8	*	0.00	0.00	0.00	bye	0.00	0.00	0.00	0.00	0.00	0.00	0.00
Marc Bulger	BAL	-	8	*	0.00	0.00	0.00	bye	0.00	0.00	0.00	0.00	0.00	0.00	0.00
A.J. Feeley	STL	-	9	*	0.00	0.00	bye	0.00	0.00	0.00	0.00	0.00	0.00	0.00	0.00
J.T. O'Sullivan	SDG	-	10	*	0.00	0.00	0.00	0.00	0.00	0.00	0.00	0.00	0.00	0.00	0.00
Josh McCown	CAR	-	6	*	0.00	0.00	0.00	0.00	0.00	bye	0.00	0.00	0.00	0.00	0.00
Joey Harrington	NOR	-	10	*	0.00	0.00	0.00	0.00	0.00	0.00	0.00	0.00	0.00	0.00	0.00
Patrick Ramsey	JAC	-	9	*	0.00	0.00	bye	0.00	0.00	0.00	0.00	0.00	0.00	0.00	0.00
Byron Leftwich	PIT	-	5	*	0.00	0.00	0.00	0.00	0.00	0.00	bye	0.00	0.00	0.00	0.00
Chris Simms	TEN	-	9	*	0.00	0.00	bye	0.00	0.00	0.00	0.00	0.00	0.00	0.00	0.00
J.P. Losman	SEA	-	5	*	0.00	0.00	0.00	0.00	0.00	0.00	bye	0.00	0.00	0.00	0.00
Jim Sorgi	NYG	X	8	*	0.00	0.00	0.00	bye	0.00	0.00	0.00	0.00	0.00	0.00	0.00
Charlie Frye	OAK	X	10	*	0.00	0.00	0.00	0.00	0.00	0.00	0.00	0.00	0.00	0.00	0.00



# Harger Fantasy Football League

## Top Quarterback Scoring

PLAYER	NFL	INJ	BYE	FA	TOTAL	AVG	9	8	7	6	5	4	3	2	1
Dan Orlovsky	HOU	-	7	*	0.00	0.00	0.00	0.00	bye	0.00	0.00	0.00	0.00	0.00	0.00
Matt Leinart	HOU	-	7	*	0.00	0.00	0.00	0.00	bye	0.00	0.00	0.00	0.00	0.00	0.00
Kellen Clemens	NYJ	-	7	*	0.00	0.00	0.00	0.00	bye	0.00	0.00	0.00	0.00	0.00	0.00
Brodie Croyle	KAN	-	4	*	0.00	0.00	0.00	0.00	0.00	0.00	0.00	bye	0.00	0.00	0.00
D.J. Shockley	ATL	-	8	*	0.00	0.00	0.00	bye	0.00	0.00	0.00	0.00	0.00	0.00	0.00
JaMarcus Russell	OAK	-	10	*	0.00	0.00	0.00	0.00	0.00	0.00	0.00	0.00	0.00	0.00	0.00
Brady Quinn	DEN	-	9	*	0.00	0.00	bye	0.00	0.00	0.00	0.00	0.00	0.00	0.00	0.00
John Beck	WAS	-	9	*	0.00	0.00	bye	0.00	0.00	0.00	0.00	0.00	0.00	0.00	0.00
Jeff Rowe	NWE	-	5	*	0.00	0.00	0.00	0.00	0.00	0.00	bye	0.00	0.00	0.00	0.00
Jordan Palmer	CIN	-	6	*	0.00	0.00	0.00	0.00	0.00	bye	0.00	0.00	0.00	0.00	0.00
Tyler Palko	KAN	-	4	*	0.00	0.00	0.00	0.00	0.00	0.00	0.00	bye	0.00	0.00	0.00
Matt Gutierrez	CHI	-	8	*	0.00	0.00	0.00	bye	0.00	0.00	0.00	0.00	0.00	0.00	0.00
Brian Brohm	BUF	-	6	*	0.00	0.00	0.00	0.00	0.00	bye	0.00	0.00	0.00	0.00	0.00
Kevin O'Connell	NYJ	X	7	*	0.00	0.00	0.00	0.00	bye	0.00	0.00	0.00	0.00	0.00	0.00
John David Booty	HOU	-	7	*	0.00	0.00	0.00	0.00	bye	0.00	0.00	0.00	0.00	0.00	0.00
Erik Ainge	NYJ	-	7	*	0.00	0.00	0.00	0.00	bye	0.00	0.00	0.00	0.00	0.00	0.00
Colt Brennan	OAK	-	10	*	0.00	0.00	0.00	0.00	0.00	0.00	0.00	0.00	0.00	0.00	0.00
Matt Flynn	GNB	-	10	*	0.00	0.00	0.00	0.00	0.00	0.00	0.00	0.00	0.00	0.00	0.00
Brett Ratliff	CLE	-	8	*	0.00	0.00	0.00	bye	0.00	0.00	0.00	0.00	0.00	0.00	0.00
Pat White	MIA	-	5	*	0.00	0.00	0.00	0.00	0.00	0.00	bye	0.00	0.00	0.00	0.00
Stephen McGee	DAL	-	4	*	0.00	0.00	0.00	0.00	0.00	0.00	0.00	bye	0.00	0.00	0.00
Rhett Bomar	NYG	-	8	*	0.00	0.00	0.00	bye	0.00	0.00	0.00	0.00	0.00	0.00	0.00
Nate Davis	SFO	-	9	*	0.00	0.00	bye	0.00	0.00	0.00	0.00	0.00	0.00	0.00	0.00
Tom Brandstater	IND	-	7	*	0.00	0.00	0.00	0.00	bye	0.00	0.00	0.00	0.00	0.00	0.00
Mike Teel	CHI	-	8	*	0.00	0.00	0.00	bye	0.00	0.00	0.00	0.00	0.00	0.00	0.00
Keith Null	JAC	-	9	*	0.00	0.00	bye	0.00	0.00	0.00	0.00	0.00	0.00	0.00	0.00
Curtis Painter	IND	-	7	*	0.00	0.00	0.00	0.00	bye	0.00	0.00	0.00	0.00	0.00	0.00
Richard Bartel	WAS	-	9	*	0.00	0.00	bye	0.00	0.00	0.00	0.00	0.00	0.00	0.00	0.00
Drew Willy	IND	-	7	*	0.00	0.00	0.00	0.00	bye	0.00	0.00	0.00	0.00	0.00	0.00
Mike Kafka	PHI	-	8	*	0.00	0.00	0.00	bye	0.00	0.00	0.00	0.00	0.00	0.00	0.00
John Skelton	ARI	-	6	*	0.00	0.00	0.00	0.00	0.00	bye	0.00	0.00	0.00	0.00	0.00
Jonathan Crompton	NWE	-	5	*	0.00	0.00	0.00	0.00	0.00	0.00	bye	0.00	0.00	0.00	0.00
Rusty Smith	TEN	-	9	*	0.00	0.00	bye	0.00	0.00	0.00	0.00	0.00	0.00	0.00	0.00
Dan LeFevour	CIN	-	6	*	0.00	0.00	0.00	0.00	0.00	bye	0.00	0.00	0.00	0.00	0.00
Joe Webb	MIN	-	4	*	0.00	0.00	0.00	0.00	0.00	0.00	0.00	bye	0.00	0.00	0.00
Levi Brown	BUF	-	6	*	0.00	0.00	0.00	0.00	0.00	bye	0.00	0.00	0.00	0.00	0.00
Sean Canfield	NOR	-	10	*	0.00	0.00	0.00	0.00	0.00	0.00	0.00	0.00	0.00	0.00	0.00
Zac Robinson	DET	-	5	*	0.00	0.00	0.00	0.00	0.00	0.00	bye	0.00	0.00	0.00	0.00
Jevan Snead	TAM	-	4	*	0.00	0.00	0.00	0.00	0.00	0.00	0.00	bye	0.00	0.00	0.00
Jarrett Brown	SFO	-	9	*	0.00	0.00	bye	0.00	0.00	0.00	0.00	0.00	0.00	0.00	0.00
Tim Hiller	IND	-	7	*	0.00	0.00	0.00	0.00	bye	0.00	0.00	0.00	0.00	0.00	0.00
Hunter Cantwell	BAL	-	8	*	0.00	0.00	0.00	bye	0.00	0.00	0.00	0.00	0.00	0.00	0.00
Sage Rosenfels	NYG	-	8	*	-0.30	-0.04	-0.30	bye	0.00	0.00	0.00	0.00	0.00	0.00	0.00
Brian Hoyer	NWE	-	5	*	-1.30	-0.16	-1.10	0.00	0.00	0.00	bye	-0.20	0.00	0.00	0.00
Todd Collins	CHI	-	8	*	-1.36	-0.17	0.00	bye	0.00	0.00	-2.72	0.44	0.92	0.00	0.00





# Harger Fantasy Football League

www.rtsports.com

2010 thru Week 9

12-Nov-2010 10:06 AM Eastern

## Top Running Back Scoring

PLAYER	NFL	INJ	BYE	FA	TOTAL	AVG	9	8	7	6	5	4	3	2	1
Arian Foster	HOU	-	7		176.70	22.09	31.70	22.70	bye	21.70	2.70	30.70	11.60	13.80	41.80
Adrian Peterson	MIN	-	4		159.40	19.92	26.40	20.20	23.20	13.10	10.80	bye	31.00	24.60	10.10
Darren McFadden	OAK	-	10		134.90	14.99	10.40	13.50	43.60	0.00	0.00	12.90	18.20	15.30	21.00
Peyton Hillis	CLE	-	8		132.82	16.60	33.00	bye	13.52	9.00	12.70	17.00	24.00	12.10	11.50
Chris Johnson	TEN	T	9		127.10	15.89	bye	14.30	7.30	19.10	25.20	5.40	24.50	4.30	27.00
Frank Gore	SFO	-	9		125.90	15.74	bye	18.50	15.90	14.90	11.30	13.70	14.50	28.80	8.30
Rashard Mendenhall	PIT	-	5		121.50	15.19	19.00	14.50	4.30	15.90	bye	20.80	20.30	7.20	19.50
Ahmad Bradshaw	NYG	-	8		116.50	14.56	21.20	bye	12.80	14.30	8.90	19.30	16.80	8.90	14.30
LeSean McCoy	PHI	-	8		116.30	14.54	10.30	bye	10.20	8.50	19.80	16.40	6.10	30.80	14.20
LaDainian Tomlinson	NYJ	T	7		108.20	13.52	10.20	8.30	bye	18.70	10.70	27.50	14.80	10.20	7.80
Matt Forte	CHI	-	8		107.60	13.45	8.10	bye	6.30	11.10	30.80	3.30	4.30	12.60	31.10
Michael Turner	ATL	-	8		106.70	13.34	22.70	bye	26.40	4.90	14.00	7.80	18.50	7.50	4.90
Jamaal Charles	KAN	-	4		106.70	13.34	10.00	23.80	13.10	11.70	9.10	bye	15.40	7.60	16.00
Jahvid Best	DET	T	7		99.90	12.49	8.80	7.90	bye	4.70	10.40	7.40	3.90	41.20	15.60
Maurice Jones-Drew	JAC	-	9		96.80	12.10	bye	14.80	18.10	6.50	9.30	24.10	8.90	3.80	11.30
Steven Jackson	STL	T	9		96.50	12.06	bye	6.30	14.50	17.10	12.60	12.40	12.40	12.50	8.70
Ray Rice	BAL	-	8		96.20	12.02	18.00	bye	7.30	12.60	27.90	2.90	9.60	11.70	6.20
Cedric Benson	CIN	-	6		91.60	11.45	13.40	8.10	6.60	bye	18.30	6.00	21.00	7.80	10.40
Mike Tolbert	SDG	-	10		91.40	10.16	5.40	15.00	7.80	6.30	8.50	16.30	8.00	21.50	2.60
Brandon Jackson	GNB	-	10		89.30	9.92	18.80	7.20	16.40	8.20	14.00	3.40	3.90	9.90	7.50
Thomas Jones	KAN	-	4		77.10	9.64	3.20	8.20	18.50	17.00	1.90	bye	15.60	8.80	3.90
BenJarvus Green-Ellis	NWE	-	5		76.20	9.52	1.40	24.30	8.40	8.00	bye	13.60	16.40	1.90	2.20
Joseph Addai	IND	T	7		69.40	8.68	0.00	0.00	bye	17.80	8.90	20.20	3.90	11.30	7.30
Michael Bush	OAK	-	10		69.10	7.68	1.70	16.60	12.50	5.90	19.50	11.60	1.30	0.00	0.00
Brandon Jacobs	NYG	T	8		67.60	8.45	7.80	bye	12.50	15.50	10.10	12.60	1.80	0.80	6.50
Ryan Torain	WAS	T	9		67.60	8.45	bye	8.90	11.50	22.90	6.70	13.00	4.60	0.00	0.00
Ronnie Brown	MIA	-	5		66.30	8.29	15.90	6.80	3.40	7.50	bye	5.60	5.30	7.30	14.50
Knowshon Moreno	DEN	-	9		60.90	7.61	bye	5.90	21.00	3.80	0.00	0.00	0.00	17.80	12.40
Danny Woodhead	NWE	-	5	*	58.60	7.32	9.20	11.80	5.20	11.50	bye	10.70	10.20	0.00	0.00
Jason Snelling	ATL	P	8	*	58.50	7.31	3.90	bye	1.90	2.70	2.00	3.60	7.00	36.60	0.80
Ryan Mathews	SDG	-	10		56.10	6.23	5.00	11.40	2.20	7.60	5.90	12.80	0.00	4.50	6.70
Willis McGahee	BAL	-	8		55.90	6.99	12.60	bye	13.40	0.00	12.70	9.10	2.90	1.00	4.20
Justin Forsett	SEA	-	5	*	53.00	6.63	0.40	3.70	7.20	13.60	bye	7.50	9.40	5.20	6.00
Ricky Williams	MIA	-	5	*	49.20	6.15	0.10	10.90	4.80	6.30	bye	16.10	2.80	2.00	6.20
Tim Hightower	ARI	-	6	*	49.10	6.14	3.90	1.10	5.30	bye	0.60	2.40	4.00	18.40	13.40
Shonn Greene	NYJ	-	7		47.70	5.96	5.50	3.20	bye	4.30	11.70	11.70	3.60	6.00	1.70
DeAngelo Williams	CAR	T	6		47.20	5.90	0.00	0.00	5.30	bye	5.90	16.00	6.40	7.40	6.20
Carnell Williams	TAM	-	4		47.10	5.89	2.20	3.60	10.60	7.10	3.30	bye	4.60	5.90	9.80
Felix Jones	DAL	-	4	*	45.90	5.74	1.60	3.60	6.20	9.30	12.60	bye	4.30	1.90	6.40
Fred Jackson	BUF	-	6	*	45.10	5.64	8.60	7.50	7.70	bye	6.60	2.10	0.80	9.90	1.90
LeGarrette Blount	TAM	-	4		44.70	5.59	4.60	23.90	7.20	0.00	0.30	bye	8.70	0.00	0.00
Darren Sproles	SDG	-	10	*	44.10	4.90	0.90	13.70	7.70	5.70	3.30	0.70	1.60	10.00	0.50
Marshawn Lynch	SEA	T	5	*	41.80	5.22	4.80	0.70	8.90	11.30	bye	-0.20	8.60	6.40	1.30
Jonathan Stewart	CAR	T	6		39.30	4.91	2.00	3.80	2.90	bye	3.40	13.60	8.10	4.30	1.20
Chris Ivory	NOR	-	10	*	37.90	4.21	5.00	0.70	4.80	17.50	3.90	5.70	0.30	0.00	0.00
Chris Wells	ARI	T	6	*	37.60	4.70	-0.20	12.40	11.40	bye	4.00	2.50	7.50	0.00	0.00
Derrick Ward	HOU	-	7	*	37.30	4.66	1.20	1.40	bye	13.00	7.30	14.00	0.40	0.00	0.00
Ladell Betts	NOR	-	10	*	36.40	4.04	9.20	0.80	4.80	8.60	6.00	7.00	0.00	0.00	0.00
Marion Barber	DAL	-	4		35.90	4.49	1.40	7.60	1.30	4.60	1.90	bye	12.00	3.10	4.00
Clinton Portis	WAS	T	9		35.60	4.45	bye	0.00	0.00	0.00	0.00	8.10	5.80	15.30	6.40
LaRod Stephens-Howling	ARI	-	6	*	34.50	4.31	6.90	10.10	1.30	bye	0.80	0.40	6.00	2.50	6.50
C.J. Spiller	BUF	-	6		34.10	4.26	2.50	4.50	2.30	bye	3.40	1.50	15.90	2.60	1.40
Pierre Thomas	NOR	-	10	*	34.00	3.78	0.00	0.00	0.00	0.00	0.00	0.00	9.10	10.30	14.60
Chester Taylor	CHI	-	8		32.50	4.06	8.70	bye	3.00	3.50	5.40	2.20	0.90	1.50	7.30
John Kuhn	GNB	-	10	*	32.20	3.58	6.20	2.10	1.20	0.90	1.70	3.90	5.10	3.60	7.50
Earnest Graham	TAM	T	4	*	30.10	3.76	0.00	0.40	0.00	0.00	12.50	bye	7.00	9.40	0.80
Correll Buckhalter	DEN	-	9	*	29.80	3.72	bye	2.30	0.00	2.00	2.50	10.10	4.50	7.90	0.50
Donald Brown	IND	-	7		29.30	3.66	9.70	2.90	bye	0.00	0.00	0.00	1.20	14.80	0.70
Mike Hart	IND	T	7	*	26.10	3.26	0.00	10.30	bye	4.30	11.50	-0.40	0.00	0.40	0.00
Kenneth Darby	STL	-	9	*	26.00	3.25	bye	0.60	3.80	0.00	1.70	8.00	11.70	0.00	0.20
Javon Ringer	TEN	-	9		25.00	3.13	bye	0.30	0.90	5.00	1.40	5.00	3.00	0.10	9.30
Keiland Williams	WAS	-	9	*	24.30	3.04	bye	11.30	0.00	9.10	1.00	0.00	1.40	1.50	0.00
Leon Washington	SEA	-	5	*	19.70	2.46	-1.00	2.90	0.00	0.00	bye	2.90	12.00	1.70	1.20
Marcel Reece	OAK	-	10	*	19.40	2.16	1.20	18.20	0.00	0.00	0.00	0.00	0.00	0.00	0.00
Mike Goodson	CAR	-	6		19.00	2.38	4.70	1.70	-0.50	bye	0.00	0.00	4.70	5.30	3.10
Kevin Smith	DET	T	7	*	18.80	2.35	3.70	6.70	bye	1.70	3.30	3.40	0.00	0.00	0.00
Julius Jones	NOR	-	10	*	17.30	1.92	6.20	3.60	0.70	3.80	0.00	0.00	0.00	1.20	1.80
Rashad Jennings	JAC	-	9	*	16.60	2.08	bye	0.00	0.00	0.00	0.00	1.50	3.30	8.80	3.00
Bernard Scott	CIN	-	6	*	15.20	1.90	-1.00	2.20	5.70	bye	-0.60	0.70	1.50	1.70	5.00
Jacob Hester	SDG	-	10	*	15.10	1.68	3.50	1.80	0.20	0.90	2.20	5.00	0.20	0.70	0.60
Le'Ron McClain	BAL	-	8	*	14.80	1.85	1.70	bye	3.50	1.10	2.40	2.00	2.20	0.80	1.10
Reggie Bush	NOR	-	10		14.10	1.57	0.00	0.00	0.00	0.00	0.00	0.00	0.00	9.40	4.70
Isaac Redman	PIT	T	5	*	13.70	1.71	0.20	1.90	0.90	3.10	bye	0.60	4.00	1.10	1.90
Javarris James	IND	-	7		13.60	1.70	13.20	0.40	bye	0.00	0.00	0.00	0.00	0.00	0.00
Toby Gerhart	MIN	-	4	*	13.40	1.67	0.90	6.70	3.00	0.40	0.70	bye	0.20	1.50	0.00
Jerome Harrison	PHI	-	8	*	12.90	1.61	0.60	bye	0.00	0.00	0.60	0.00	0.00	5.80	5.90



# Harger Fantasy Football League

## Top Running Back Scoring

PLAYER	NFL	INJ	BYE	FA	TOTAL	AVG	9	8	7	6	5	4	3	2	1
Laurence Maroney	DEN	-	9	*	12.40	1.55	bye	0.00	0.00	1.80	2.70	1.50	6.40	0.00	0.00
Brian Leonard	CIN	-	6	*	11.80	1.48	1.40	0.20	0.00	bye	0.90	7.10	2.20	0.00	0.00
Deji Karim	JAC	-	9	*	11.50	1.44	bye	0.30	3.00	1.20	7.00	0.00	0.00	0.00	0.00
Mike Sellers	WAS	-	9	*	11.00	1.38	bye	0.00	1.50	1.70	2.20	0.50	1.10	3.80	0.20
Kevin Faulk	NWE	X	5	*	10.70	1.34	0.00	0.00	0.00	0.00	bye	0.00	0.00	3.70	7.00
Owen Schmitt	PHI	-	8	*	10.60	1.33	1.20	bye	0.60	-0.10	1.90	4.30	0.60	2.10	0.00
Fred Taylor	NWE	T	5	*	10.40	1.30	0.00	0.00	0.00	0.00	bye	0.00	1.60	1.10	7.70
Mewelde Moore	PIT	T	5	*	10.40	1.30	1.30	1.90	5.90	0.10	bye	0.00	0.80	0.10	0.30
Steve Slaton	HOU	-	7	*	10.40	1.30	0.00	0.00	bye	0.00	-0.10	4.50	1.70	1.40	2.90
Heath Evans	NOR	-	10	*	9.70	1.08	0.00	0.20	0.20	6.40	0.00	0.40	0.00	1.80	0.70
Danny Ware	NYG	-	8	*	8.60	1.08	6.60	bye	0.00	0.00	0.00	0.00	0.00	2.00	0.00
Jackie Battle	KAN	-	4	*	8.40	1.05	0.00	0.30	7.20	0.00	0.00	bye	0.90	0.00	0.00
Chris Gronkowski	DAL	-	4	*	8.30	1.04	0.00	0.00	0.00	1.00	0.00	bye	0.00	7.30	0.00
Anthony Dixon	SFO	-	9	*	7.90	0.99	bye	1.10	-0.60	0.90	0.00	0.30	0.00	6.20	0.00
Corey McIntyre	BUF	-	6	*	7.40	0.93	6.10	0.00	0.90	bye	0.10	0.10	0.00	0.20	0.00
Naufahu Tahī	MIN	-	4	*	7.00	0.88	0.00	6.90	0.00	0.00	0.00	bye	0.00	0.10	0.00
Michael Robinson	SEA	T	5	*	6.52	0.81	0.00	0.00	1.00	0.30	bye	1.82	0.00	2.20	1.20
Lousaka Polite	MIA	-	5	*	6.50	0.81	0.00	0.80	0.40	0.70	bye	0.00	1.80	1.00	1.80
Maurice Morris	DET	-	7	*	6.40	0.80	0.00	0.00	bye	0.00	0.00	0.00	4.10	0.80	1.50
Vonta Leach	HOU	-	7	*	6.30	0.79	0.00	0.70	bye	0.00	1.80	0.00	1.80	2.00	0.00
Sammy Morris	NWE	-	5	*	6.00	0.75	1.20	0.00	0.20	0.30	bye	0.30	1.90	1.90	0.20
Ovie Mughelli	ATL	-	8	*	6.00	0.75	0.00	bye	0.00	0.20	0.20	0.20	2.90	2.50	0.00
Jerome Felton	DET	-	7	*	5.60	0.70	0.30	0.30	bye	0.80	0.70	1.80	1.00	0.00	0.70
Tyrell Sutton	CAR	T	6	*	5.60	0.70	5.60	0.00	0.00	bye	0.00	0.00	0.00	0.00	0.00
Tashard Choice	DAL	-	4	*	5.10	0.64	0.90	2.70	0.00	0.00	0.00	bye	0.40	0.50	0.60
Ryan Grant	GNB	X	10	*	4.50	0.50	0.00	0.00	0.00	0.00	0.00	0.00	0.00	0.00	4.50
Brian Westbrook	SFO	-	9	*	4.30	0.54	bye	1.30	-0.10	1.90	0.60	0.00	0.60	0.00	0.00
Mike Bell	CLE	-	8	*	4.00	0.50	0.70	bye	-0.30	0.30	0.80	1.10	1.40	0.00	0.00
Eldra Buckley	PHI	-	8	*	4.00	0.50	0.00	bye	0.00	4.00	0.00	0.00	0.00	0.00	0.00
Spencer Larsen	DEN	-	9	*	3.80	0.47	bye	0.00	2.90	0.10	0.00	0.00	0.00	0.40	0.40
Keith Toston	STL	-	9	*	3.20	0.40	bye	0.00	0.70	0.00	0.00	0.30	2.20	0.00	0.00
Rock Cartwright	OAK	-	10	*	2.60	0.29	0.20	0.00	1.70	-0.30	0.00	0.00	0.00	0.00	1.00
Lawrence Vickers	CLE	-	8	*	2.40	0.30	0.60	bye	0.40	0.10	1.30	0.00	0.00	0.00	0.00
Ahmad Hall	TEN	-	9	*	2.40	0.30	bye	0.00	0.00	0.10	0.00	0.70	0.00	1.30	0.30
Gartrell Johnson	ATL	-	8	*	2.30	0.29	0.00	bye	2.30	0.00	0.00	0.00	0.00	0.00	0.00
Aaron Brown	DET	-	7	*	2.30	0.29	0.00	0.00	bye	0.00	0.00	0.00	0.00	2.30	0.00
Jason Wright	ARI	-	6	*	2.00	0.25	0.00	1.90	-1.00	bye	0.00	0.00	0.80	0.30	0.00
Tony Fiammetta	CAR	-	6	*	2.00	0.25	1.30	0.00	0.00	bye	0.30	0.40	0.00	0.00	0.00
Kareem Huggins	TAM	X	4	*	1.80	0.22	0.00	0.00	0.00	1.40	0.40	bye	0.00	0.00	0.00
Jerious Norwood	ATL	X	8	*	1.70	0.21	0.00	bye	0.00	0.00	0.00	0.00	0.00	0.00	1.70
Mike Karney	STL	-	9	*	1.60	0.20	bye	0.00	0.20	0.40	0.00	0.00	0.50	0.10	0.40
Moran Norris	SFO	-	9	*	1.50	0.19	bye	-0.10	0.00	0.00	0.00	0.80	0.00	0.50	0.30
Michael Bennett	OAK	-	10	*	1.50	0.17	0.00	0.00	0.00	0.00	0.00	0.00	0.00	0.00	1.50
Albert Young	MIN	-	4	*	1.30	0.16	0.00	0.00	0.00	0.00	0.00	bye	0.00	0.00	1.30
Joe McKnight	NYJ	-	7	*	1.20	0.15	0.00	0.00	bye	0.00	0.00	1.20	0.00	0.00	0.00
Quinn Johnson	GNB	-	10	*	1.10	0.12	0.00	0.00	0.00	0.00	0.00	0.00	0.00	1.10	0.00
Dimitri Nance	GNB	-	10	*	1.10	0.12	0.50	0.00	0.00	0.00	0.00	0.00	0.00	0.60	0.00
Greg Jones	JAC	T	9	*	1.00	0.13	bye	0.20	0.00	0.00	0.00	0.40	0.00	0.50	-0.10
Tony Richardson	NYJ	T	7	*	0.90	0.11	0.00	0.00	bye	0.00	0.00	0.00	0.00	0.00	0.90
James Davis	WAS	-	9	*	0.90	0.11	bye	0.00	0.00	0.00	0.00	0.00	0.90	0.00	0.00
John Conner	NYJ	-	7	*	0.90	0.11	0.00	0.00	bye	0.00	0.70	0.20	0.00	0.00	0.00
Madison Hedgecock	NYG	T	8	*	0.80	0.10	0.00	bye	0.00	0.00	0.00	0.10	0.70	0.00	0.00
Larry Johnson	WAS	-	9	*	0.20	0.03	bye	0.00	0.00	0.00	0.00	0.00	0.00	-0.70	0.90
Warrick Dunn	TAM	-	4	*	0.00	0.00	0.00	0.00	0.00	0.00	0.00	bye	0.00	0.00	0.00
Michael Pittman	DEN	-	9	*	0.00	0.00	bye	0.00	0.00	0.00	0.00	0.00	0.00	0.00	0.00
Ahman Green	GNB	-	10	*	0.00	0.00	0.00	0.00	0.00	0.00	0.00	0.00	0.00	0.00	0.00
Edgerrin James	SEA	-	5	*	0.00	0.00	0.00	0.00	0.00	0.00	bye	0.00	0.00	0.00	0.00
Jamal Lewis	CLE	-	8	*	0.00	0.00	0.00	bye	0.00	0.00	0.00	0.00	0.00	0.00	0.00
LaMont Jordan	DEN	-	9	*	0.00	0.00	bye	0.00	0.00	0.00	0.00	0.00	0.00	0.00	0.00
Deuce McAllister	NOR	-	10	*	0.00	0.00	0.00	0.00	0.00	0.00	0.00	0.00	0.00	0.00	0.00
Dominic Rhodes	BUF	-	6	*	0.00	0.00	0.00	0.00	0.00	bye	0.00	0.00	0.00	0.00	0.00
Rudi Johnson	DET	-	7	*	0.00	0.00	0.00	0.00	bye	0.00	0.00	0.00	0.00	0.00	0.00
Brian Allen	SFO	-	9	*	0.00	0.00	bye	0.00	0.00	0.00	0.00	0.00	0.00	0.00	0.00
Chris Massey	STL	-	9	*	0.00	0.00	bye	0.00	0.00	0.00	0.00	0.00	0.00	0.00	0.00
Jason McKie	NOR	-	10	*	0.00	0.00	0.00	0.00	0.00	0.00	0.00	0.00	0.00	0.00	0.00
DeShaun Foster	SFO	-	9	*	0.00	0.00	bye	0.00	0.00	0.00	0.00	0.00	0.00	0.00	0.00
T.J. Duckett	SEA	-	5	*	0.00	0.00	0.00	0.00	0.00	0.00	bye	0.00	0.00	0.00	0.00
Jeremy Allen	ATL	-	8	*	0.00	0.00	0.00	bye	0.00	0.00	0.00	0.00	0.00	0.00	0.00
Adrian Peterson	SEA	-	5	*	0.00	0.00	0.00	0.00	0.00	0.00	bye	0.00	0.00	0.00	0.00
B.J. Askew	TAM	-	4	*	0.00	0.00	0.00	0.00	0.00	0.00	0.00	bye	0.00	0.00	0.00
Chris Brown	HOU	-	7	*	0.00	0.00	0.00	0.00	bye	0.00	0.00	0.00	0.00	0.00	0.00
Justin Fargas	DEN	-	9	*	0.00	0.00	bye	0.00	0.00	0.00	0.00	0.00	0.00	0.00	0.00
Dan Klecko	ATL	-	8	*	0.00	0.00	0.00	bye	0.00	0.00	0.00	0.00	0.00	0.00	0.00
Justin Griffith	HOU	X	7	*	0.00	0.00	0.00	0.00	bye	0.00	0.00	0.00	0.00	0.00	0.00
Chris Perry	CIN	-	6	*	0.00	0.00	0.00	0.00	0.00	bye	0.00	0.00	0.00	0.00	0.00
Kevin Jones	CHI	-	8	*	0.00	0.00	0.00	bye	0.00	0.00	0.00	0.00	0.00	0.00	0.00



# Harger Fantasy Football League

## Top Wide Receiver Scoring

PLAYER	NFL	INJ	BYE	FA	TOTAL	AVG	9	8	7	6	5	4	3	2	1
Hakeem Nicks	NYG	-	8		119.30	14.91	18.80	bye	22.80	0.80	25.00	11.00	5.60	9.80	25.50
Terrell Owens	CIN	-	6		119.00	14.88	26.10	18.50	14.80	bye	16.20	28.20	4.20	5.70	5.30
Brandon Lloyd	DEN	-	9		111.80	13.98	bye	22.90	4.60	7.40	25.50	11.50	22.90	5.30	11.70
Roddy White	ATL	Q	8		110.90	13.86	5.20	bye	33.10	8.30	16.10	10.40	12.90	13.80	11.10
Calvin Johnson	DET	-	7		105.50	13.19	1.30	28.10	bye	20.60	11.40	20.80	5.80	13.00	4.50
Steve Johnson	BUF	-	6		91.40	11.43	14.50	9.70	21.80	bye	16.60	9.10	12.60	3.10	4.00
Greg Jennings	GNB	-	10		91.10	10.12	14.00	8.10	13.40	19.30	2.20	8.50	7.80	3.60	14.20
Percy Harvin	MIN	T	4		90.30	11.29	11.60	12.40	16.60	9.90	21.70	bye	13.50	3.20	1.40
Reggie Wayne	IND	-	7		89.40	11.18	8.30	9.90	bye	7.10	7.50	18.60	6.50	15.60	15.90
DeSean Jackson	PHI	-	8		89.10	11.14	18.90	bye	0.00	19.80	3.20	2.10	22.10	20.00	3.00
Jeremy Maclin	PHI	-	8		89.10	11.14	4.80	bye	5.60	27.90	9.50	1.50	20.30	8.60	10.90
Kenny Britt	TEN	O	9		87.40	10.93	bye	0.00	40.50	9.30	14.60	8.30	8.60	6.10	0.00
Austin Collie	IND	T	7	*	85.20	10.65	-0.10	0.00	bye	11.70	4.80	9.90	29.10	8.50	21.30
Anquan Boldin	BAL	-	8		84.80	10.60	2.80	bye	15.20	12.20	0.80	7.10	32.20	3.50	11.00
Dwayne Bowe	KAN	-	4		84.40	10.55	12.30	8.00	20.10	22.80	3.30	bye	12.10	4.50	1.30
Mike Williams	TAM	-	4		83.90	10.49	14.90	16.50	8.20	4.50	14.90	bye	4.50	11.40	9.00
Andre Johnson	HOU	T	7		81.50	10.19	4.10	16.60	bye	19.80	9.50	0.00	6.40	21.80	3.30
Mike Wallace	PIT	-	5		80.70	10.09	17.00	4.30	11.30	15.00	bye	2.50	21.90	2.50	6.20
Dez Bryant	DAL	-	4		78.50	9.81	13.60	8.40	23.40	9.10	2.20	bye	5.00	11.20	5.60
Miles Austin	DAL	-	4		78.10	9.76	1.60	11.70	3.80	1.20	23.00	bye	2.00	14.20	20.60
Braylon Edwards	NYJ	-	7		76.70	9.59	12.80	3.20	bye	10.60	7.00	14.60	14.70	12.50	1.30
Larry Fitzgerald	ARI	-	6		75.00	9.38	10.70	19.20	3.00	bye	9.30	5.60	8.60	8.30	10.30
Lance Moore	NOR	-	10		73.80	8.20	7.70	11.40	4.30	11.70	0.80	8.70	26.90	0.00	2.30
Marques Colston	NOR	-	10		71.30	7.92	6.50	13.60	17.20	5.30	9.70	3.60	2.50	6.70	6.20
Santana Moss	WAS	-	9		70.90	8.86	bye	5.60	12.10	7.70	11.80	0.50	17.40	8.10	7.70
Steve Smith	NYG	T	8		69.70	8.71	10.60	bye	16.10	7.00	14.90	3.00	10.30	3.50	4.30
Malcom Floyd	SDG	-	10		69.30	7.70	0.00	0.00	0.00	1.50	27.30	4.50	15.70	15.50	4.80
Brandon Marshall	MIA	-	5		68.10	8.51	3.00	6.40	5.70	12.70	bye	5.00	22.90	7.10	5.30
Roy Williams	DAL	-	4		62.30	7.79	0.60	2.10	0.00	14.80	14.70	bye	23.70	4.30	2.10
Mike Sims-Walker	JAC	-	9		62.20	7.78	bye	21.30	9.80	1.60	10.60	0.00	3.40	15.50	0.00
Davone Bess	MIA	-	5		61.80	7.72	5.00	4.30	12.60	9.70	bye	15.30	8.60	1.20	5.10
Randy Moss	TEN	-	9		61.30	6.81	bye	0.80	9.00	5.50	14.10	0.00	16.20	9.80	5.90
Lee Evans	BUF	T	6		61.30	7.66	3.10	5.60	28.50	bye	14.70	0.60	5.40	0.00	3.40
Hines Ward	PIT	-	5		60.30	7.54	6.00	1.50	19.10	11.40	bye	1.40	9.20	0.90	10.80
Chad Ochocinco	CIN	T	6		59.30	7.41	1.50	3.40	16.80	bye	2.00	5.90	3.40	4.40	21.90
Nate Washington	TEN	-	9		59.10	7.39	bye	17.70	0.70	0.90	8.40	4.20	3.00	9.40	14.80
Johnny Knox	CHI	-	8		58.90	7.36	4.90	bye	14.60	12.00	1.40	2.60	9.60	8.60	5.20
Jabar Gaffney	DEN	-	9		57.60	7.20	bye	5.40	5.40	8.10	8.70	5.10	14.00	1.50	9.40
Mario Manningham	NYG	-	8		56.70	7.09	5.60	bye	10.00	11.10	0.00	0.00	7.80	13.70	8.50
Michael Crabtree	SFO	-	9		56.50	7.06	bye	11.30	3.10	11.70	16.50	5.80	3.70	3.20	1.20
Eddie Royal	DEN	-	9	*	56.00	7.00	bye	3.40	2.60	5.00	3.10	17.30	2.30	12.50	9.80
Wes Welker	NWE	-	5		54.50	6.81	4.60	2.40	2.50	5.30	bye	7.00	4.50	9.80	18.40
Roscoe Parrish	BUF	X	6	*	54.30	6.79	12.00	7.90	6.30	bye	5.80	0.70	8.30	3.80	9.50
Derrick Mason	BAL	-	8		51.90	6.49	10.20	bye	4.80	10.00	4.70	8.00	3.00	9.10	2.10
James Jones	GNB	-	10		51.70	5.74	18.30	0.00	10.70	0.00	6.50	1.50	4.50	9.20	1.00
Danny Amendola	STL	-	9	*	51.00	6.38	bye	8.80	11.00	1.90	8.50	4.60	5.60	3.90	6.70
Mike Thomas	JAC	-	9	*	50.70	6.34	bye	11.00	-1.00	8.80	9.40	8.70	0.70	4.20	8.90
Donald Driver	GNB	-	10		48.70	5.41	0.00	0.00	0.00	3.10	5.80	14.90	6.10	9.80	9.00
Mike Williams	SEA	T	5	*	46.00	5.75	2.50	2.70	14.70	12.30	bye	3.20	3.50	0.70	6.40
Jordan Shipley	CIN	-	6	*	45.60	5.70	4.70	2.80	19.10	bye	0.00	2.90	3.70	4.20	8.20
Brian Hartline	MIA	-	5	*	44.90	5.61	8.50	8.30	4.70	4.10	bye	2.10	8.40	8.80	0.00
Brandon Tate	NWE	-	5	*	44.80	5.60	1.20	16.10	0.30	2.20	bye	9.90	3.80	1.70	9.60
Kevin Walter	HOU	-	7	*	44.60	5.57	0.00	0.00	bye	0.00	2.40	3.50	9.40	20.40	8.90
Steve Breaston	ARI	-	6		44.28	5.53	3.48	16.10	0.00	bye	0.00	0.00	10.50	1.00	13.20
Nate Burleson	DET	-	7		44.20	5.53	17.30	3.70	bye	9.30	11.60	0.00	0.00	0.40	1.90
Louis Murphy	OAK	-	10	*	44.00	4.89	0.00	0.00	2.90	4.70	6.10	0.50	11.90	15.10	2.80
Robert Meachem	NOR	-	10	*	43.30	4.81	1.50	7.60	3.30	13.10	11.70	2.30	0.50	0.00	3.30
Mark Clayton	STL	X	9	*	43.20	5.40	bye	0.00	0.00	0.00	0.60	7.80	8.50	14.40	11.90
Anthony Armstrong	WAS	-	9	*	42.80	5.35	bye	9.20	4.20	4.60	14.40	5.70	0.00	3.60	1.10
Steve Smith	CAR	-	6		41.80	5.22	0.90	7.50	4.00	bye	0.00	1.10	2.20	12.60	13.50
Devin Hester	CHI	-	8	*	41.00	5.13	2.20	bye	3.50	8.60	1.00	2.70	7.60	13.70	1.70
Patrick Crayton	SDG	-	10		40.90	4.54	7.00	4.60	8.20	11.70	2.20	0.00	5.70	1.50	0.00
Deion Branch	NWE	-	5	*	40.10	5.01	2.10	2.10	3.90	15.80	bye	1.00	5.00	3.10	7.10
Michael Spurlock	TAM	-	4	*	37.50	4.69	10.60	6.00	0.50	6.00	2.50	bye	1.00	0.00	10.90
David Gettis	CAR	-	6	*	36.90	4.61	2.20	-1.10	24.50	bye	2.60	3.70	3.20	1.80	0.00
Pierre Garcon	IND	-	7		36.70	4.59	1.50	7.80	bye	16.30	5.70	0.00	0.00	1.10	4.30
Darrius Heyward-Bey	OAK	-	10	*	35.60	3.96	0.00	19.50	0.00	1.90	0.00	0.20	4.90	8.00	1.10
Jerricho Cotchery	NYJ	-	7	*	33.80	4.22	2.90	8.90	bye	1.80	4.60	2.60	2.00	9.20	1.80
Josh Morgan	SFO	-	9	*	33.20	4.15	bye	3.00	3.80	4.90	2.10	2.00	7.20	7.00	3.20
Earl Bennett	CHI	-	8	*	32.80	4.10	11.70	bye	7.60	5.50	0.40	2.60	2.10	2.90	0.00
Dexter McCluster	KAN	T	4	*	32.70	4.09	0.00	0.00	6.90	4.00	1.80	bye	12.80	0.30	6.90
Joshua Cribbs	CLE	-	8	*	32.06	4.01	1.50	bye	1.00	0.10	2.30	3.30	7.80	13.50	2.56
Devery Henderson	NOR	-	10	*	32.00	3.56	0.00	3.30	2.00	0.00	6.10	5.70	2.30	2.80	9.80
Buster Davis	SDG	X	10	*	31.90	3.54	0.00	0.00	5.30	9.90	1.10	0.00	8.20	4.80	2.60
Demaryius Thomas	DEN	-	9	*	31.60	3.95	bye	3.10	-0.30	7.70	0.20	0.90	4.30	15.70	0.00
Seyi Ajitrotutu	SDG	-	10	*	30.50	3.39	23.10	4.80	2.60	0.00	0.00	0.00	0.00	0.00	0.00



# Harger Fantasy Football League

## Top Wide Receiver Scoring

PLAYER	NFL	INJ	BYE	FA	TOTAL	AVG	9	8	7	6	5	4	3	2	1
Deon Butler	SEA	-	5	*	30.00	3.75	0.50	0.40	4.10	10.70	bye	2.00	0.00	5.00	7.30
Jacoby Jones	HOU	-	7	*	29.70	3.71	4.10	0.60	bye	4.50	0.00	1.20	5.10	11.30	2.90
Jacoby Ford	OAK	-	10		29.30	3.26	20.80	3.30	4.40	0.00	0.00	0.80	0.00	0.00	0.00
Brandon Gibson	STL	-	9	*	28.80	3.60	bye	6.70	1.10	3.30	3.40	11.00	3.30	0.00	0.00
Brandon LaFell	CAR	-	6	*	28.80	3.60	1.40	10.00	9.10	bye	1.60	0.10	4.40	0.00	2.20
Chansi Stuckey	CLE	-	8	*	28.20	3.53	7.70	bye	1.60	3.80	5.40	5.60	0.00	1.10	3.00
Jason Avant	PHI	-	8	*	28.10	3.51	4.10	bye	6.00	6.20	1.30	3.10	0.00	3.30	4.10
Jordy Nelson	GNB	-	10	*	26.10	2.90	4.20	5.50	2.50	6.40	4.20	-2.00	2.00	2.60	0.70
Santonio Holmes	NYJ	-	7		24.90	3.11	11.40	4.30	bye	5.10	4.10	0.00	0.00	0.00	0.00
Legedu Naanee	SDG	-	10		24.90	2.77	0.00	0.00	0.00	0.00	0.00	0.40	6.10	1.40	17.00
Harry Douglas	ATL	-	8	*	23.40	2.92	0.00	bye	0.00	3.20	1.70	11.90	0.10	2.60	3.90
Mohamed Massaquoi	CLE	-	8	*	23.30	2.91	5.80	bye	0.00	0.00	5.50	0.50	0.00	0.90	10.60
T.J. Houshmandzadeh	BAL	-	8	*	22.20	2.78	3.40	bye	0.00	2.40	2.40	10.90	0.40	0.00	2.70
Brian Finneran	ATL	P	8	*	21.90	2.74	2.40	bye	6.80	0.00	0.00	3.60	0.00	9.10	0.00
Arelious Benn	TAM	-	4	*	21.10	2.64	7.80	5.30	0.90	1.30	2.50	bye	3.30	0.00	0.00
Ben Obomanu	SEA	-	5	*	20.40	2.55	9.60	0.50	0.70	0.00	bye	0.00	0.00	9.00	0.60
Antwaan Randle El	PIT	-	5	*	19.66	2.46	6.76	3.30	1.30	1.10	bye	5.00	1.40	0.00	0.80
Greg Camarillo	MIN	-	4	*	18.90	2.36	6.60	0.00	0.00	7.50	0.00	bye	1.60	0.30	2.90
David Nelson	BUF	-	6	*	18.90	2.36	1.90	2.50	2.50	bye	2.30	7.50	0.00	0.00	2.20
Michael Jenkins	ATL	-	8	*	17.90	2.24	5.50	bye	2.50	9.90	0.00	0.00	0.00	0.00	0.00
Bernard Berrian	MIN	-	4	*	16.80	2.10	8.10	1.50	3.00	0.40	0.00	bye	1.10	2.40	0.30
Blair White	IND	T	7	*	16.80	2.10	4.20	0.00	bye	1.90	0.00	2.00	8.70	0.00	0.00
Sammie Stroughter	TAM	T	4	*	16.70	2.09	0.00	-1.00	3.80	5.10	3.90	bye	1.70	0.00	3.20
Brad Smith	NYJ	-	7	*	16.32	2.04	0.80	0.20	bye	1.80	0.40	5.22	5.20	0.00	2.70
Golden Tate	SEA	T	5	*	15.20	1.90	0.00	3.60	0.00	0.00	bye	3.10	3.30	5.20	0.00
Damian Williams	TEN	-	9	*	14.60	1.83	bye	4.30	2.50	4.80	3.00	0.00	0.00	0.00	0.00
Andre Roberts	ARI	-	6	*	14.60	1.83	8.90	0.00	3.00	bye	2.70	0.00	0.00	0.00	0.00
Justin Gage	TEN	-	9	*	14.30	1.79	bye	0.00	0.00	0.00	0.00	3.00	3.90	7.40	0.00
Joey Galloway	WAS	-	9	*	14.10	1.76	bye	0.20	0.00	1.80	2.80	0.50	0.00	8.80	0.00
Danario Alexander	STL	T	9	*	13.80	1.73	bye	0.00	0.60	13.20	0.00	0.00	0.00	0.00	0.00
Laurent Robinson	STL	-	9	*	13.50	1.69	bye	3.30	0.90	0.00	1.10	0.00	0.00	0.40	7.80
Brandon Stokley	SEA	-	5	*	13.40	1.67	2.60	1.30	1.60	1.70	bye	6.20	0.00	0.00	0.00
Riley Cooper	PHI	-	8	*	13.10	1.64	0.00	bye	11.10	0.00	0.00	0.00	0.00	2.00	0.00
Greg Lewis	MIN	-	4	*	12.30	1.54	3.00	0.40	0.00	0.00	3.30	bye	3.00	1.40	1.20
Devin Aromashodu	CHI	-	8	*	11.10	1.39	0.00	bye	0.00	4.00	0.00	0.00	0.00	0.00	7.10
Early Doucet	ARI	-	6	*	11.10	1.39	0.20	3.90	3.30	bye	0.00	0.00	0.00	0.00	3.70
Bryant Johnson	DET	-	7	*	10.70	1.34	0.70	2.90	bye	2.00	0.00	2.30	0.00	0.40	2.40
Tiquan Underwood	JAC	-	9	*	10.40	1.30	bye	0.00	3.00	1.10	0.00	4.10	2.20	0.00	0.00
Kassim Osgood	JAC	-	9	*	9.20	1.15	bye	0.00	0.00	0.00	0.00	0.30	0.50	0.00	8.40
Dominique Zeigler	SFO	-	9	*	8.80	1.10	bye	0.00	0.00	0.60	3.20	0.00	3.80	0.20	1.00
Chris Chambers	KAN	-	4	*	8.20	1.02	0.60	0.00	0.00	0.00	2.30	bye	0.60	3.30	1.40
Brian Robiskie	CLE	-	8	*	8.10	1.01	2.00	bye	2.50	1.30	0.50	0.00	0.00	1.20	0.60
Ted Ginn Jr.	SFO	-	9	*	7.90	0.99	bye	0.90	0.00	2.50	2.60	0.00	0.00	0.00	1.90
Stephen Williams	ARI	-	6	*	7.50	0.94	0.00	0.00	0.00	bye	0.60	3.20	1.10	2.60	0.00
Stefan Logan	DET	-	7	*	7.10	0.89	0.00	0.00	bye	0.00	6.00	0.00	1.10	0.00	0.00
Anthony Gonzalez	IND	X	7	*	6.70	0.84	0.00	5.50	bye	0.00	0.00	0.00	0.00	0.00	1.20
Johnnie Lee Higgins	OAK	-	10	*	6.60	0.73	2.60	0.00	0.00	0.00	0.00	3.80	0.00	0.00	0.20
Andre Caldwell	CIN	-	6	*	6.60	0.82	0.00	0.00	1.00	bye	3.30	1.50	0.80	0.00	0.00
Emmanuel Sanders	PIT	-	5	*	6.60	0.82	0.00	2.10	0.80	3.70	bye	0.00	0.00	0.00	0.00
Antonio Brown	PIT	-	5	*	6.60	0.82	0.00	0.00	0.00	0.00	bye	0.60	0.00	6.00	0.00
Lavelle Hawkins	TEN	-	9	*	6.10	0.76	bye	5.60	0.50	0.00	0.00	0.00	0.00	0.00	0.00
Terrance Copper	KAN	-	4	*	5.70	0.71	2.60	0.50	1.60	0.00	1.00	bye	0.00	0.00	0.00
Brandon Banks	WAS	T	9	*	5.50	0.69	bye	6.00	0.00	0.00	0.00	-0.50	0.00	0.00	0.00
Mardy Gilyard	STL	-	9	*	5.30	0.66	bye	0.00	0.00	2.10	2.20	1.30	-0.30	0.00	0.00
Sam Hurd	DAL	-	4	*	5.10	0.64	1.10	1.90	0.00	0.00	1.10	bye	1.00	0.00	0.00
Max Komar	ARI	-	6	*	5.00	0.63	0.00	0.00	0.30	bye	0.50	1.60	0.70	0.00	1.90
Roydell Williams	WAS	-	9	*	4.40	0.55	bye	0.00	0.00	0.00	0.00	0.00	1.00	3.40	0.00
David Clowney	CAR	-	6	*	4.30	0.54	0.00	0.70	0.00	bye	1.40	0.00	2.20	0.00	0.00
Dwayne Jarrett	CAR	-	6	*	4.00	0.50	0.00	0.00	0.00	bye	0.00	0.00	0.00	0.00	4.00
Marc Mariani	TEN	-	9	*	4.00	0.50	bye	0.00	0.00	0.00	0.00	5.00	0.00	-1.00	0.00
Eric Weems	ATL	-	8	*	3.60	0.45	0.00	bye	0.00	0.00	0.00	0.00	0.00	0.00	3.60
Ramses Barden	NYG	-	8	*	3.00	0.38	0.00	bye	2.20	0.00	0.80	0.00	0.00	0.00	0.00
Derrick Williams	DET	-	7	*	2.30	0.29	0.00	0.00	bye	0.00	0.00	0.00	2.30	0.00	0.00
Hank Baskett	MIN	-	4	*	1.80	0.22	0.00	0.00	0.00	0.00	0.00	bye	1.80	0.00	0.00
Julian Edelman	NWE	-	5	*	1.50	0.19	0.00	0.00	0.00	0.00	bye	0.00	0.90	0.60	0.00
David Reed	BAL	-	8	*	1.50	0.19	1.50	bye	0.00	0.00	0.00	0.00	0.00	0.00	0.00
Richard Goodman	SDG	-	10	*	1.50	0.17	0.00	0.00	1.50	0.00	0.00	0.00	0.00	0.00	0.00
Brett Swain	GNB	-	10	*	1.40	0.16	0.20	1.20	0.00	0.00	0.00	0.00	0.00	0.00	0.00
Yamon Figurs	CLE	-	8	*	1.30	0.16	0.00	bye	-0.40	0.00	0.00	0.00	0.00	0.00	1.70
Sam Aiken	CLE	-	8	*	0.70	0.09	0.00	bye	0.00	0.00	0.00	0.70	0.00	0.00	0.00
David Anderson	HOU	-	7	*	0.70	0.09	0.00	0.00	bye	0.00	0.00	0.00	0.60	0.10	0.00
Armanti Edwards	CAR	-	6	*	0.70	0.09	0.00	0.00	0.00	bye	0.70	0.00	0.00	0.00	0.00
Maurice Stovall	TAM	-	4	*	0.20	0.03	0.00	0.20	0.00	0.00	0.00	bye	0.00	0.00	0.00
Amani Toomer	KAN	-	4	*	0.00	0.00	0.00	0.00	0.00	0.00	0.00	bye	0.00	0.00	0.00
Bobby Engram	CLE	-	8	*	0.00	0.00	0.00	bye	0.00	0.00	0.00	0.00	0.00	0.00	0.00
Muhsin Muhammad	CAR	-	6	*	0.00	0.00	0.00	0.00	0.00	bye	0.00	0.00	0.00	0.00	0.00



# Harger Fantasy Football League

## Top Tight End Scoring

PLAYER	NFL	INJ	BYE	FA	TOTAL	AVG	9	8	7	6	5	4	3	2	1
Antonio Gates	SDG	-	10		138.30	15.37	0.00	20.30	13.00	1.20	17.20	30.40	18.90	21.70	15.60
Marcodes Lewis	JAC	-	9		87.60	10.95	bye	21.10	4.40	2.90	21.40	10.20	1.50	7.00	19.10
Dustin Keller	NYJ	-	7		84.70	10.59	5.90	4.50	bye	7.50	1.40	18.80	25.80	19.50	1.30
Zach Miller	OAK	-	10	*	78.10	8.68	0.00	0.80	14.50	4.80	14.20	20.20	14.40	4.90	4.30
Vernon Davis	SFO	-	9		77.40	9.68	bye	1.20	15.40	11.50	18.40	11.60	2.20	9.80	7.30
Jason Witten	DAL	-	4		75.60	9.45	4.40	17.70	18.50	5.20	16.40	bye	5.60	5.10	2.70
Aaron Hernandez	NWE	-	5		62.70	7.84	20.80	3.30	5.40	7.90	bye	2.90	7.80	10.10	4.50
Tony Gonzalez	ATL	-	8		60.40	7.55	7.20	bye	2.70	17.90	4.10	4.10	19.00	1.90	3.50
Brandon Pettigrew	DET	-	7	*	60.20	7.53	9.80	8.80	bye	6.10	10.60	9.10	4.40	10.80	0.60
Chris Cooley	WAS	-	9	*	60.00	7.50	bye	4.80	5.20	3.70	6.90	11.70	5.30	14.40	8.00
Dallas Clark	IND	X	7	*	58.70	7.34	0.00	0.00	bye	5.20	2.00	14.80	4.40	16.30	16.00
Todd Heap	BAL	-	8	*	58.10	7.26	2.30	bye	21.90	12.90	2.20	3.50	4.60	3.50	7.20
Jeremy Shockey	NOR	T	10	*	55.40	6.16	8.70	3.00	3.00	2.10	11.00	5.80	15.80	3.70	2.30
Benjamin Watson	CLE	-	8	*	51.90	6.49	2.40	bye	1.80	16.80	4.50	6.00	12.70	6.20	1.50
Tony Moeaki	KAN	-	4	*	50.40	6.30	6.30	4.50	4.20	2.10	5.00	bye	12.40	5.80	10.10
Visanthe Shiancoe	MIN	-	4		49.10	6.14	14.60	3.80	3.00	0.00	2.80	bye	0.70	8.60	15.60
Greg Olsen	CHI	-	8	*	48.10	6.01	10.90	bye	4.30	0.00	0.00	3.90	14.40	11.90	2.70
Anthony Fasano	MIA	T	5	*	42.00	5.25	2.60	3.60	4.90	10.20	bye	6.70	9.40	0.00	4.60
Brent Celek	PHI	-	8	*	38.90	4.86	0.00	bye	0.80	4.60	12.70	10.70	4.20	2.70	3.20
Jermichael Finley	GNB	X	10	*	38.10	4.23	0.00	0.00	0.00	0.00	0.00	11.60	11.50	10.30	4.70
Rob Gronkowski	NWE	-	5	*	37.80	4.72	3.70	0.50	9.00	2.40	bye	0.40	12.30	1.40	8.10
Jermaine Gresham	CIN	-	6	*	37.20	4.65	1.10	1.70	2.60	bye	10.40	3.50	5.90	1.50	10.50
Joel Dressen	HOU	-	7	*	35.10	4.39	6.70	0.00	bye	8.50	0.00	15.30	1.80	2.80	0.00
David Thomas	NOR	-	10	*	34.90	3.88	4.50	1.50	11.30	1.70	0.00	4.20	2.40	9.00	0.30
Daniel Fells	STL	-	9	*	34.80	4.35	bye	11.50	0.50	0.80	3.20	3.50	10.20	3.60	1.50
Bo Scaife	TEN	-	9	*	33.90	4.24	bye	0.00	0.70	13.30	1.20	2.70	2.30	2.00	11.70
Kellen Winslow	TAM	T	4	*	33.70	4.21	3.10	0.50	4.40	4.30	7.50	bye	2.40	8.30	3.20
Jacob Tamme	IND	T	7		33.20	4.15	18.80	14.40	bye	0.00	0.00	0.00	0.00	0.00	0.00
John Carlson	SEA	-	5	*	32.00	4.00	0.90	4.70	0.30	2.10	bye	1.50	14.10	4.80	3.60
Tony Scheffler	DET	-	7	*	31.90	3.99	2.20	0.00	bye	0.50	4.10	6.30	14.00	0.50	4.30
Heath Miller	PIT	T	5	*	31.30	3.91	2.10	2.90	3.30	13.00	bye	3.20	2.50	0.30	4.00
Evan Moore	CLE	-	8	*	29.90	3.74	1.70	bye	0.00	8.40	0.70	10.40	0.00	0.00	8.70
Kevin Boss	NYG	-	8	*	28.50	3.56	8.50	bye	2.30	2.70	4.00	1.10	8.80	0.00	1.10
Randy McMichael	SDG	-	10	*	24.40	2.71	18.30	0.00	0.10	0.00	0.40	0.00	2.80	0.00	2.80
Owen Daniels	HOU	T	7	*	20.00	2.50	0.00	0.80	bye	7.90	4.50	0.80	2.70	2.40	0.90
Jimmy Graham	NOR	-	10	*	18.10	2.01	12.90	0.00	3.80	1.10	0.00	0.30	0.00	0.00	0.00
Andrew Quarless	GNB	-	10	*	17.00	1.89	0.00	0.00	9.60	2.30	5.10	0.00	0.00	0.00	0.00
Craig Stevens	TEN	-	9	*	16.30	2.04	bye	10.90	0.00	0.00	1.10	1.60	0.00	0.90	1.80
Delanie Walker	SFO	-	9	*	15.00	1.88	bye	8.50	0.00	0.00	0.00	0.60	0.60	1.60	3.70
Travis Beckum	NYG	-	8	*	14.90	1.86	0.00	bye	0.00	8.10	0.80	2.50	2.30	0.10	1.10
Dante Rosario	CAR	-	6	*	14.60	1.83	1.00	1.60	2.80	bye	0.20	1.70	1.20	4.70	1.40
Donald Lee	GNB	-	10	*	13.80	1.53	0.00	0.50	2.70	0.00	9.20	1.50	0.00	-0.10	0.00
Fred Davis	WAS	-	9	*	13.30	1.66	bye	0.90	2.80	2.30	0.00	0.00	1.10	6.20	0.00
Michael Hoomanawanu	STL	-	9	*	12.40	1.55	bye	1.90	9.20	0.50	0.00	0.00	0.00	0.00	0.80
Martellus Bennett	DAL	-	4	*	12.20	1.52	2.00	0.00	0.50	0.00	1.90	bye	2.60	4.50	0.70
David Martin	BUF	-	6	*	9.50	1.19	1.10	0.00	0.00	bye	0.00	8.40	0.00	0.00	0.00
Daniel Graham	DEN	-	9	*	9.40	1.17	bye	1.00	0.00	0.00	2.80	0.50	0.90	0.60	3.60
Michael Palmer	ATL	-	8	*	9.10	1.14	9.10	bye	0.00	0.00	0.00	0.00	0.00	0.00	0.00
Ben Patrick	ARI	-	6	*	8.80	1.10	0.00	0.00	0.60	bye	3.00	1.20	2.90	1.10	0.00
Ed Dickson	BAL	-	8	*	8.70	1.09	0.00	bye	0.50	0.70	5.80	0.00	0.00	1.70	0.00
Jim Kleinsasser	MIN	-	4	*	8.30	1.04	0.00	0.00	1.00	2.50	0.50	bye	1.70	2.00	0.60
Jeff King	CAR	-	6	*	7.90	0.99	1.70	2.20	0.00	bye	2.00	0.70	1.30	0.00	0.00
Zach Miller	JAC	-	9	*	7.60	0.95	bye	0.00	2.50	1.80	1.80	0.00	0.70	0.00	0.80
Billy Bajema	STL	-	9	*	6.50	0.81	bye	0.00	0.00	3.40	0.00	0.00	0.00	1.30	1.80
Jonathan Stupar	BUF	-	6	*	5.90	0.74	0.00	0.00	0.80	bye	1.00	0.00	2.70	1.40	0.00
Jared Cook	TEN	-	9	*	5.80	0.73	bye	3.60	0.00	0.00	0.00	1.70	0.00	0.50	0.00
Kris Wilson	SDG	-	10	*	5.30	0.59	3.70	0.00	-0.10	0.00	1.70	0.00	0.00	0.00	0.00
James Casey	HOU	-	7	*	4.80	0.60	4.80	0.00	bye	0.00	0.00	0.00	0.00	0.00	0.00
Jerramy Stevens	TAM	-	4	*	4.30	0.54	0.00	0.00	0.00	1.30	0.00	bye	2.20	0.00	0.80
Leonard Pope	KAN	-	4	*	4.30	0.54	0.00	2.00	0.00	1.20	1.10	bye	0.00	0.00	0.00
Dan Gronkowski	DEN	-	9	*	4.20	0.52	bye	2.90	0.00	0.00	0.90	0.00	0.20	0.00	0.20
Brandon Myers	OAK	-	10	*	4.10	0.46	2.00	0.00	0.00	0.00	1.20	0.00	0.40	0.00	0.50
Jim Dray	ARI	-	6	*	4.10	0.51	1.70	0.00	0.00	bye	0.00	2.40	0.00	0.00	0.00
Tom Crabtree	GNB	-	10	*	3.70	0.41	0.40	0.00	0.00	3.30	0.00	0.00	0.00	0.00	0.00
Chris Baker	SEA	T	5	*	3.60	0.45	0.70	0.50	0.00	1.60	bye	0.80	0.00	0.00	0.00
Matt Spaeth	PIT	-	5	*	3.30	0.41	1.20	2.10	0.00	0.00	bye	0.00	0.00	0.00	0.00
John Gilmore	TAM	-	4	*	2.70	0.34	0.00	1.10	0.00	0.50	1.10	bye	0.00	0.00	0.00
Bear Pascoe	NYG	-	8	*	2.70	0.34	1.00	bye	0.00	1.00	0.00	0.00	0.00	0.70	0.00
Nate Byham	SFO	-	9	*	2.70	0.34	bye	0.00	0.00	0.70	0.00	0.00	0.90	0.60	0.50
Justin Peelle	ATL	O	8	*	2.60	0.32	0.00	bye	0.00	0.00	1.50	0.00	0.00	0.00	1.10
Brody Eldridge	IND	T	7	*	2.30	0.29	0.00	0.00	bye	0.50	0.00	1.00	0.80	0.00	0.00
Jeff Dugan	MIN	-	4	*	2.10	0.26	0.30	0.00	0.00	0.00	0.00	bye	1.00	0.00	0.80
Garrett Mills	PHI	-	8	*	1.90	0.24	0.00	bye	0.50	0.00	0.00	0.00	0.00	1.40	0.00
Fendi Onobun	STL	T	9	*	1.50	0.19	bye	0.00	0.00	0.00	0.00	0.00	1.50	0.00	0.00
Brandon Manumaleuna	CHI	-	8	*	1.40	0.17	0.90	bye	0.00	0.50	0.00	0.00	0.00	0.00	0.00
Robert Royal	CLE	-	8	*	1.30	0.16	0.00	bye	0.00	0.00	1.30	0.00	0.00	0.00	0.00



# Harger Fantasy Football League

## Top Tight End Scoring

PLAYER	NFL	INJ	BYE	FA	TOTAL	AVG	9	8	7	6	5	4	3	2	1
Desmond Clark	CHI	-	8	*	1.20	0.15	0.00	bye	0.00	0.00	0.00	0.00	1.20	0.00	0.00
Cameron Morrah	SEA	-	5	*	1.10	0.14	0.00	0.00	0.00	0.00	bye	0.00	0.00	0.00	1.10
Stephen Spach	ARI	-	6	*	1.00	0.13	0.40	0.30	0.30	bye	0.00	0.00	0.00	0.00	0.00
Reggie Kelly	CIN	-	6	*	0.90	0.11	0.00	0.00	0.00	bye	0.00	0.00	0.00	0.90	0.00
David Johnson	PIT	-	5	*	0.90	0.11	0.00	0.90	0.00	0.00	bye	0.00	0.00	0.00	0.00
Ben Hartsock	NYJ	-	7	*	0.70	0.09	0.00	0.00	bye	0.00	0.00	0.70	0.00	0.00	0.00
Jake O'Connell	KAN	-	4	*	0.70	0.09	0.00	0.00	0.00	0.70	0.00	bye	0.00	0.00	0.00
Shawn Nelson	BUF	-	6	*	0.60	0.08	0.00	0.00	0.60	bye	0.00	0.00	0.00	0.00	0.00
Alge Crumpler	NWE	-	5	*	0.40	0.05	0.00	0.00	0.00	0.40	bye	0.00	0.00	0.00	0.00
Ernest Wilford	JAC	-	9	*	0.30	0.04	bye	0.00	0.00	0.00	0.00	0.00	0.00	0.30	0.00
Dennis Pitta	BAL	-	8	*	0.10	0.01	0.00	bye	0.00	0.00	0.00	0.00	0.00	0.10	0.00
Steve Heiden	CLE	-	8	*	0.00	0.00	0.00	bye	0.00	0.00	0.00	0.00	0.00	0.00	0.00
James Dearth	SDG	X	10	*	0.00	0.00	0.00	0.00	0.00	0.00	0.00	0.00	0.00	0.00	0.00
Anthony Becht	ARI	-	6	*	0.00	0.00	0.00	0.00	0.00	bye	0.00	0.00	0.00	0.00	0.00
Mike Leach	ARI	-	6	*	0.00	0.00	0.00	0.00	0.00	bye	0.00	0.00	0.00	0.00	0.00
Tony Stewart	OAK	-	10	*	0.00	0.00	0.00	0.00	0.00	0.00	0.00	0.00	0.00	0.00	0.00
Billy Miller	NOR	-	10	*	0.00	0.00	0.00	0.00	0.00	0.00	0.00	0.00	0.00	0.00	0.00
Justin Snow	IND	-	7	*	0.00	0.00	0.00	0.00	bye	0.00	0.00	0.00	0.00	0.00	0.00
Joe Zelenka	ATL	-	8	*	0.00	0.00	0.00	bye	0.00	0.00	0.00	0.00	0.00	0.00	0.00
John Owens	OAK	-	10	*	0.00	0.00	0.00	0.00	0.00	0.00	0.00	0.00	0.00	0.00	0.00
L.J. Smith	BAL	-	8	*	0.00	0.00	0.00	bye	0.00	0.00	0.00	0.00	0.00	0.00	0.00
Richard Angulo	CHI	-	8	*	0.00	0.00	0.00	bye	0.00	0.00	0.00	0.00	0.00	0.00	0.00
Will Heller	DET	-	7	*	0.00	0.00	0.00	0.00	bye	0.00	0.00	0.00	0.00	0.00	0.00
Sean Ryan	TEN	-	9	*	0.00	0.00	bye	0.00	0.00	0.00	0.00	0.00	0.00	0.00	0.00
Nate Lawrie	PHI	-	8	*	0.00	0.00	0.00	bye	0.00	0.00	0.00	0.00	0.00	0.00	0.00
Michael Gaines	HOU	-	7	*	0.00	0.00	0.00	0.00	bye	0.00	0.00	0.00	0.00	0.00	0.00
Sean McHugh	PIT	-	5	*	0.00	0.00	0.00	0.00	0.00	0.00	bye	0.00	0.00	0.00	0.00
Alex Smith	CLE	-	8	*	0.00	0.00	0.00	bye	0.00	0.00	0.00	0.00	0.00	0.00	0.00
John Paul Foschi	CIN	-	6	*	0.00	0.00	0.00	0.00	0.00	bye	0.00	0.00	0.00	0.00	0.00
Joe Klopfenstein	BUF	X	6	*	0.00	0.00	0.00	0.00	0.00	bye	0.00	0.00	0.00	0.00	0.00
Dominique Byrd	ARI	-	6	*	0.00	0.00	0.00	0.00	0.00	bye	0.00	0.00	0.00	0.00	0.00
Jason Pociask	DAL	-	4	*	0.00	0.00	0.00	0.00	0.00	0.00	0.00	bye	0.00	0.00	0.00
John Madsen	DET	-	7	*	0.00	0.00	0.00	0.00	bye	0.00	0.00	0.00	0.00	0.00	0.00
James Adkisson	OAK	-	10	*	0.00	0.00	0.00	0.00	0.00	0.00	0.00	0.00	0.00	0.00	0.00
Brad Cieslak	CLE	-	8	*	0.00	0.00	0.00	bye	0.00	0.00	0.00	0.00	0.00	0.00	0.00
Scott Chandler	DAL	-	4	*	0.00	0.00	0.00	0.00	0.00	0.00	0.00	bye	0.00	0.00	0.00
Derek Schouman	BUF	X	6	*	0.00	0.00	0.00	0.00	0.00	bye	0.00	0.00	0.00	0.00	0.00
Michael Allan	SEA	-	5	*	0.00	0.00	0.00	0.00	0.00	0.00	bye	0.00	0.00	0.00	0.00
Clark Harris	CIN	-	6	*	0.00	0.00	0.00	0.00	0.00	bye	0.00	0.00	0.00	0.00	0.00
Darcy Johnson	STL	X	9	*	0.00	0.00	bye	0.00	0.00	0.00	0.00	0.00	0.00	0.00	0.00
Daniel Coats	DEN	-	0	*	0.00	0.00	0.00	0.00	0.00	0.00	0.00	0.00	0.00	0.00	0.00
Tony Curtis	SFO	-	9	*	0.00	0.00	bye	0.00	0.00	0.00	0.00	0.00	0.00	0.00	0.00
Michael Matthews	BUF	X	6	*	0.00	0.00	0.00	0.00	0.00	bye	0.00	0.00	0.00	0.00	0.00
Greg Estandia	CLE	X	8	*	0.00	0.00	0.00	bye	0.00	0.00	0.00	0.00	0.00	0.00	0.00
Brad Cottam	KAN	X	4	*	0.00	0.00	0.00	0.00	0.00	0.00	0.00	bye	0.00	0.00	0.00
Martin Rucker	DAL	-	4	*	0.00	0.00	0.00	0.00	0.00	0.00	0.00	bye	0.00	0.00	0.00
Derek Fine	HOU	-	7	*	0.00	0.00	0.00	0.00	bye	0.00	0.00	0.00	0.00	0.00	0.00
Gary Barnidge	CAR	-	6	*	0.00	0.00	0.00	0.00	0.00	bye	0.00	0.00	0.00	0.00	0.00
Kellen Davis	CHI	-	8	*	0.00	0.00	0.00	bye	0.00	0.00	0.00	0.00	0.00	0.00	0.00
Tom Santi	IND	X	7	*	0.00	0.00	0.00	0.00	bye	0.00	0.00	0.00	0.00	0.00	0.00
Keith Zinger	ATL	-	8	*	0.00	0.00	0.00	bye	0.00	0.00	0.00	0.00	0.00	0.00	0.00
Gijon Robinson	IND	-	7	*	0.00	0.00	0.00	0.00	bye	0.00	0.00	0.00	0.00	0.00	0.00
Joey Haynos	MIA	-	5	*	0.00	0.00	0.00	0.00	0.00	0.00	bye	0.00	0.00	0.00	0.00
Richard Quinn	DEN	-	9	*	0.00	0.00	bye	0.00	0.00	0.00	0.00	0.00	0.00	0.00	0.00
Chase Coffman	CIN	-	6	*	0.00	0.00	0.00	0.00	0.00	bye	0.00	0.00	0.00	0.00	0.00
Anthony Hill	HOU	U	7	*	0.00	0.00	0.00	0.00	bye	0.00	0.00	0.00	0.00	0.00	0.00
Davon Drew	BAL	-	8	*	0.00	0.00	0.00	bye	0.00	0.00	0.00	0.00	0.00	0.00	0.00
Cornelius Ingram	PHI	-	8	*	0.00	0.00	0.00	bye	0.00	0.00	0.00	0.00	0.00	0.00	0.00
John Nalbone	DEN	-	9	*	0.00	0.00	bye	0.00	0.00	0.00	0.00	0.00	0.00	0.00	0.00
John Phillips	DAL	X	4	*	0.00	0.00	0.00	0.00	0.00	0.00	0.00	bye	0.00	0.00	0.00
Spencer Havner	DET	X	7	*	0.00	0.00	0.00	0.00	bye	0.00	0.00	0.00	0.00	0.00	0.00
Kory Sperry	SDG	-	10	*	0.00	0.00	0.00	0.00	0.00	0.00	0.00	0.00	0.00	0.00	0.00
Garrett Graham	HOU	T	7	*	0.00	0.00	0.00	0.00	bye	0.00	0.00	0.00	0.00	0.00	0.00
Clay Harbor	PHI	-	8	*	0.00	0.00	0.00	bye	0.00	0.00	0.00	0.00	0.00	0.00	0.00
Dennis Morris	STL	-	9	*	0.00	0.00	bye	0.00	0.00	0.00	0.00	0.00	0.00	0.00	0.00
Anthony McCoy	SEA	-	5	*	0.00	0.00	0.00	0.00	0.00	0.00	bye	0.00	0.00	0.00	0.00
Mickey Shuler	MIA	-	5	*	0.00	0.00	0.00	0.00	0.00	0.00	bye	0.00	0.00	0.00	0.00
Dedrick Epps	MIA	-	5	*	0.00	0.00	0.00	0.00	0.00	0.00	bye	0.00	0.00	0.00	0.00
Jameson Konz	SEA	X	5	*	0.00	0.00	0.00	0.00	0.00	0.00	bye	0.00	0.00	0.00	0.00
Marquez Branson	ATL	-	8	*	0.00	0.00	0.00	bye	0.00	0.00	0.00	0.00	0.00	0.00	0.00



# Harger Fantasy Football League

## Top Kicker Scoring

PLAYER	NFL	INJ	BYE	FA	TOTAL	AVG	9	8	7	6	5	4	3	2	1
Sebastian Janikowski	OAK	-	10		91.00	10.11	11.00	15.00	11.00	9.00	10.00	6.00	12.00	10.00	7.00
Dan Carpenter	MIA	-	5		72.00	9.00	4.00	17.00	16.00	12.00	bye	2.00	12.00	2.00	7.00
Rob Bironas	TEN	-	9		70.00	8.75	bye	5.00	13.00	12.00	11.00	9.00	9.00	3.00	8.00
Matt Bryant	ATL	-	8		68.00	8.50	9.00	bye	7.00	5.00	8.00	10.00	9.00	11.00	9.00
Nick Folk	NYJ	-	7		68.00	8.50	11.00	0.00	bye	7.00	18.00	8.00	7.00	8.00	9.00
Adam Vinatieri	IND	-	7		67.00	8.38	6.00	12.00	bye	9.00	13.00	4.00	9.00	8.00	6.00
Mason Crosby	GNB	-	10		67.00	7.44	9.00	9.00	4.00	8.00	8.00	4.00	5.00	10.00	10.00
David Akers	PHI	-	8		66.00	8.25	14.00	bye	13.00	7.00	9.00	6.00	4.00	5.00	8.00
Neil Rackers	HOU	-	7		62.00	7.75	11.00	6.00	bye	5.00	4.00	7.00	7.00	12.00	10.00
Jeff Reed	PIT	T	5	*	62.00	7.75	10.00	4.00	11.00	4.00	bye	2.00	8.00	13.00	10.00
Billy Cundiff	BAL	-	8		61.00	7.63	14.00	bye	13.00	8.00	7.00	5.00	6.00	4.00	4.00
Josh Scobee	JAC	-	9	*	59.00	7.38	bye	5.00	8.00	3.00	18.00	8.00	4.00	7.00	6.00
Mike Nugent	CIN	-	6		59.00	7.38	3.00	2.00	8.00	bye	7.00	8.00	9.00	15.00	7.00
Graham Gano	WAS	-	9		59.00	7.38	bye	7.00	5.00	6.00	10.00	5.00	10.00	9.00	7.00
Jason Hanson	DET	T	7		58.00	7.25	2.00	5.00	bye	10.00	14.00	15.00	4.00	6.00	2.00
Ryan Succop	KAN	-	4		57.00	7.13	8.00	7.00	6.00	7.00	9.00	bye	7.00	10.00	3.00
Josh Brown	STL	-	9		56.00	7.00	bye	8.00	5.00	8.00	6.00	8.00	12.00	2.00	7.00
Stephen Gostkowski	NWE	X	5	*	56.00	7.00	1.00	4.00	11.00	11.00	bye	11.00	8.00	2.00	8.00
Matt Prater	DEN	-	9	*	54.00	6.75	bye	4.00	2.00	9.00	5.00	14.00	7.00	7.00	6.00
Lawrence Tynes	NYG	-	8		52.00	6.50	11.00	bye	12.00	0.00	10.00	5.00	5.00	2.00	7.00
Robbie Gould	CHI	-	8		51.00	6.38	2.00	bye	2.00	8.00	12.00	3.00	8.00	9.00	7.00
Phil Dawson	CLE	-	8	*	50.00	6.25	10.00	bye	12.00	4.00	4.00	11.00	5.00	2.00	2.00
Connor Barth	TAM	-	4	*	50.00	6.25	3.00	8.00	13.00	0.00	6.00	bye	7.00	8.00	5.00
Garrett Hartley	NOR	-	10	*	49.00	5.44	10.00	8.00	5.00	7.00	0.00	0.00	6.00	11.00	2.00
David Buehler	DAL	-	4	*	46.00	5.75	1.00	5.00	9.00	3.00	10.00	bye	9.00	8.00	1.00
Olindo Mare	SEA	-	5	*	45.00	5.63	1.00	3.00	17.00	3.00	bye	3.00	9.00	2.00	7.00
Rian Lindell	BUF	-	6	*	44.00	5.50	1.00	4.00	11.00	bye	8.00	2.00	12.00	1.00	5.00
Jay Feely	ARI	-	6	*	44.00	5.50	6.00	5.00	4.00	bye	12.00	5.00	6.00	1.00	5.00
Joe Nedney	SFO	-	9	*	41.00	5.13	bye	6.00	8.00	5.00	7.00	2.00	5.00	2.00	6.00
John Kasay	CAR	-	6	*	41.00	5.13	3.00	4.00	12.00	bye	7.00	2.00	1.00	1.00	11.00
Ryan Longwell	MIN	-	4	*	40.00	5.00	9.00	4.00	6.00	6.00	2.00	bye	6.00	4.00	3.00
Nate Kaeding	SDG	-	10	*	39.00	4.33	0.00	0.00	0.00	5.00	9.00	11.00	4.00	8.00	2.00
Kris Brown	SDG	-	10	*	20.00	2.22	3.00	9.00	8.00	0.00	0.00	0.00	0.00	0.00	0.00
John Carney	NOR	-	10	*	18.00	2.00	0.00	0.00	0.00	0.00	8.00	10.00	0.00	0.00	0.00
Shayne Graham	NWE	-	5	*	4.00	0.50	0.00	0.00	0.00	4.00	bye	0.00	0.00	0.00	0.00
Michael Koenen	ATL	-	8	*	3.00	0.38	0.00	bye	0.00	0.00	3.00	0.00	0.00	0.00	0.00
Sam Koch	BAL	-	8	*	0.52	0.06	0.52	bye	0.00	0.00	0.00	0.00	0.00	0.00	0.00
Matt Stover	IND	-	7	*	0.00	0.00	0.00	0.00	bye	0.00	0.00	0.00	0.00	0.00	0.00
Craig Hentrich	TEN	-	9	*	0.00	0.00	bye	0.00	0.00	0.00	0.00	0.00	0.00	0.00	0.00
Aaron Elling	OAK	-	10	*	0.00	0.00	0.00	0.00	0.00	0.00	0.00	0.00	0.00	0.00	0.00
Dave Rayner	DET	-	7	*	0.00	0.00	0.00	0.00	bye	0.00	0.00	0.00	0.00	0.00	0.00
Paul Ernster	PIT	-	5	*	0.00	0.00	0.00	0.00	0.00	0.00	bye	0.00	0.00	0.00	0.00
Shaun Suisham	STL	-	9	*	0.00	0.00	bye	0.00	0.00	0.00	0.00	0.00	0.00	0.00	0.00
Nick Novak	SDG	-	10	*	0.00	0.00	0.00	0.00	0.00	0.00	0.00	0.00	0.00	0.00	0.00
Tony Yelk	JAC	-	9	*	0.00	0.00	bye	0.00	0.00	0.00	0.00	0.00	0.00	0.00	0.00
Justin Medlock	DET	-	7	*	0.00	0.00	0.00	0.00	bye	0.00	0.00	0.00	0.00	0.00	0.00
Brandon Coutu	SEA	-	5	*	0.00	0.00	0.00	0.00	0.00	0.00	bye	0.00	0.00	0.00	0.00
Steven Hauschka	DET	-	7	*	0.00	0.00	0.00	0.00	bye	0.00	0.00	0.00	0.00	0.00	0.00
Sam Swank	NYG	-	8	*	0.00	0.00	0.00	bye	0.00	0.00	0.00	0.00	0.00	0.00	0.00
Rhys Lloyd	CAR	-	6	*	0.00	0.00	0.00	0.00	0.00	bye	0.00	0.00	0.00	0.00	0.00
Shane Andrus	SFO	-	9	*	0.00	0.00	bye	0.00	0.00	0.00	0.00	0.00	0.00	0.00	0.00
Ricky Schmitt	TEN	-	9	*	0.00	0.00	bye	0.00	0.00	0.00	0.00	0.00	0.00	0.00	0.00
Connor Hughes	DAL	-	4	*	0.00	0.00	0.00	0.00	0.00	0.00	0.00	bye	0.00	0.00	0.00
Brett Swenson	IND	X	7	*	0.00	0.00	0.00	0.00	bye	0.00	0.00	0.00	0.00	0.00	0.00
Garrett Lindholm	ATL	-	8	*	0.00	0.00	0.00	bye	0.00	0.00	0.00	0.00	0.00	0.00	0.00
Hunter Lawrence	TAM	-	4	*	0.00	0.00	0.00	0.00	0.00	0.00	0.00	bye	0.00	0.00	0.00
Todd Carter	CAR	-	6	*	0.00	0.00	0.00	0.00	0.00	bye	0.00	0.00	0.00	0.00	0.00



# Harger Fantasy Football League

## Top Defense / Sp Teams Scoring

PLAYER	NFL	INJ	BYE	FA	TOTAL	AVG	9	8	7	6	5	4	3	2	1
Green Bay Packers	GNB	-	10		87.00	9.67	23.00	15.00	10.00	1.00	6.00	12.00	4.00	9.00	7.00
Arizona Cardinals	ARI	-	6		77.00	9.63	18.00	10.00	6.00	bye	17.00	8.00	10.00	2.00	6.00
Oakland Raiders	OAK	-	10		72.00	8.00	11.00	16.00	13.00	2.00	18.00	0.00	5.00	4.00	3.00
Tennessee Titans	TEN	-	9		66.00	8.25	bye	2.00	11.00	13.00	9.00	13.00	7.00	5.00	6.00
Detroit Lions	DET	-	7		65.00	8.13	3.00	15.00	bye	3.00	20.00	6.00	5.00	5.00	8.00
Seattle Seahawks	SEA	-	5	*	59.00	7.38	1.00	2.00	7.00	8.00	bye	5.00	21.00	1.00	14.00
Pittsburgh Steelers	PIT	-	5		58.00	7.25	6.00	4.00	3.00	9.00	bye	3.00	12.00	17.00	4.00
Washington Redskins	WAS	-	9		58.00	7.25	bye	9.00	16.00	4.00	6.00	3.00	3.00	6.00	11.00
New England Patriots	NWE	-	5	*	57.00	7.13	1.00	2.00	6.00	3.00	bye	24.00	3.00	3.00	15.00
Philadelphia Eagles	PHI	-	8		55.00	6.88	5.00	bye	6.00	5.00	13.00	2.00	15.00	4.00	5.00
Chicago Bears	CHI	-	8		54.00	6.75	4.00	bye	11.00	6.00	12.00	5.00	8.00	3.00	5.00
New York Giants	NYG	-	8		53.00	6.63	6.00	bye	5.00	5.00	5.00	20.00	1.00	2.00	9.00
New Orleans Saints	NOR	-	10		52.00	5.78	19.00	5.00	1.00	6.00	5.00	4.00	3.00	6.00	3.00
Tampa Bay Buccaneers	TAM	-	4		51.00	6.38	6.00	17.00	2.00	1.00	10.00	bye	2.00	10.00	3.00
Kansas City Chiefs	KAN	-	4		49.00	6.13	7.00	4.00	10.00	2.00	2.00	bye	6.00	9.00	9.00
San Diego Chargers	SDG	-	10	*	46.00	5.11	3.00	0.00	4.00	3.00	3.00	18.00	6.00	8.00	1.00
St. Louis Rams	STL	-	9	*	45.00	5.63	bye	7.00	3.00	8.00	1.00	13.00	3.00	4.00	6.00
Atlanta Falcons	ATL	-	8	*	42.00	5.25	3.00	bye	4.00	2.00	12.00	4.00	5.00	8.00	4.00
San Francisco 49ers	SFO	-	9	*	42.00	5.25	bye	6.00	10.00	5.00	5.00	11.00	1.00	2.00	2.00
Cleveland Browns	CLE	-	8	*	41.00	5.13	4.00	bye	19.00	1.00	3.00	6.00	0.00	3.00	5.00
Indianapolis Colts	IND	-	7	*	41.00	5.13	3.00	11.00	bye	5.00	3.00	0.00	3.00	13.00	3.00
Dallas Cowboys	DAL	-	4		39.00	4.88	1.00	4.00	12.00	4.00	3.00	bye	7.00	7.00	1.00
New York Jets	NYJ	-	7		38.00	4.75	2.00	3.00	bye	3.00	13.00	5.00	3.00	4.00	5.00
Miami Dolphins	MIA	-	5	*	37.00	4.63	4.00	1.00	5.00	6.00	bye	3.00	0.00	13.00	5.00
Cincinnati Bengals	CIN	-	6		34.00	4.25	3.00	2.00	8.00	bye	6.00	2.00	8.00	5.00	0.00
Baltimore Ravens	BAL	-	8		27.00	3.38	5.00	bye	5.00	5.00	2.00	3.00	2.00	1.00	4.00
Minnesota Vikings	MIN	-	4	*	27.00	3.38	6.00	0.00	2.00	8.00	2.00	bye	4.00	4.00	1.00
Carolina Panthers	CAR	-	6	*	26.00	3.25	2.00	2.00	3.00	bye	7.00	4.00	3.00	0.00	5.00
Buffalo Bills	BUF	-	6	*	25.00	3.13	2.00	3.00	4.00	bye	5.00	0.00	8.00	0.00	3.00
Jacksonville Jaguars	JAC	-	9	*	25.00	3.13	bye	6.00	1.00	0.00	3.00	3.00	3.00	4.00	5.00
Houston Texans	HOU	-	7	*	20.00	2.50	3.00	1.00	bye	1.00	2.00	7.00	0.00	3.00	3.00
Denver Broncos	DEN	-	9	*	18.00	2.25	bye	0.00	2.00	5.00	1.00	4.00	0.00	5.00	1.00



# HARGER FANTASY FOOTBALL LEAGUE 2010

## Week 8 – Head to Head



Doomsday II  
Owner: Tom Harger



Roughriders  
Owner: Bryan Ferryman

VS

[Carson Palmer](#) CIN QB MIA 22  
14.54 17-38, 156 yds passing (2 TDs), 1 INTs  
3 carries, 13 yds rushing CIN 14 **FINAL**

[Maurice Jones-Drew](#) JAC RB JAC 35  
14.80 27 carries, 135 yds rushing  
2 catches, 13 yds receiving DAL 17 **FINAL**

[Darren McFadden](#) OAK RB SEA 3  
13.50 21 carries, 111 yds rushing  
2 catches, 24 yds receiving OAK 33 **FINAL**

[Greg Jennings](#) GNB WR GNB 9  
8.10 6 catches, 81 yds receiving  
NYJ 0 **FINAL**

[Vernon Davis](#) SFO TE DEN 16  
1.20 1 catch, 12 yds receiving  
SFO 24 **FINAL**

[Brandon Pettigrew](#) DET TE WAS 25  
8.80 2 catches, 8 yds receiving (1 TDs)  
DET 37 **FINAL**

[Adam Vinatieri](#) IND K HOU 17  
12.00 3 FGs (48,23,36), 3 PATs  
IND 30 **FINAL**

[Arizona Cardinals](#) ARI D/ST TAM 38  
10.00 1 TD, 50 tackles, 15 assists, 1 pass  
defensed, 2.0 sacks, 1 FF, 2 FR ARI 35 **FINAL**

82.94

[Ben Roethlisberger](#) PIT QB PIT 10  
6.70 17-28, 195 yds passing, 1 INTs  
1 carry, -1 yds rushing NOR 20 **FINAL**

[Ryan Torain](#) WAS RB WAS 25  
8.90 9 carries, 10 yds rushing  
3 catches, 19 yds receiving (1 TDs)  
DET 37 **FINAL**

[Jahvid Best](#) DET RB WAS 25  
7.90 12 carries, 48 yds rushing  
5 catches, 31 yds receiving  
DET 37 **FINAL**

[Jabar Gaffney](#) DEN WR DEN 16  
5.40 4 catches, 54 yds receiving, 1 tackle  
SFO 24 **FINAL**

[Mike Williams](#) SEA WR SEA 3  
2.70 1 catch, 27 yds receiving  
OAK 33 **FINAL**

[Davone Bess](#) MIA WR MIA 22  
4.30 1 fumble(s)  
7 catches, 53 yds receiving  
CIN 14 **FINAL**

[Mike Nugent](#) CIN K MIA 22  
2.00 2 PATs  
CIN 14 **FINAL**

[Washington Redskins](#) WAS D/ST WAS 25  
9.00 1 TD, 51 tackles, 13 assists, 9 passes  
defensed, 1.0 sack, 1 INT, 1 FF, 1 FR  
DET 37 **FINAL**

46.90

# HARGER FANTASY FOOTBALL LEAGUE 2010

## Week 8 – Head to Head

### SCORING:

Carson Palmer 7 yd TD pass to Terrell Owens (4.00 pts)  
Carson Palmer 37 yd TD pass to Terrell Owens (4.00 pts)  
Brandon Pettigrew 2 yd TD pass from Matthew Stafford (8.00 pts)  
Adam Vinatieri PAT (1.00 pts)  
Adam Vinatieri PAT (1.00 pts)  
Adam Vinatieri 48 yd FG (3.00 pts)  
Adam Vinatieri PAT (1.00 pts)  
Adam Vinatieri 23 yd FG (3.00 pts)  
Adam Vinatieri 36 yd FG (3.00 pts)  
Arizona Cardinals 21 yd fumble return TD (6.00 pts)

### GAME TOTAL BONUSES:

Carson Palmer 156 yards passing (6.24 pts)  
Carson Palmer 13 combined rushing and receiving yds (1.30 pts)  
Maurice Jones-Drew 148 combined rushing and receiving yds (14.80 pts)  
Darren McFadden 135 combined rushing and receiving yds (13.50 pts)  
Greg Jennings 81 combined rushing and receiving yds (8.10 pts)  
Vernon Davis 12 combined rushing and receiving yds (1.20 pts)  
Brandon Pettigrew 8 combined rushing and receiving yds (0.80 pts)  
Arizona Cardinals 2.0 sacks (2.00 pts)  
Arizona Cardinals 2 fumbles recovered (2.00 pts)

### DEDUCTIONS:

Carson Palmer 1 interception (-1.00 pts)

### BENCH:

0.00 Kevin Kolb, QB  
0.00 Matt Ryan, QB  
0.00 DeAngelo Williams, RB  
16.60 Michael Bush, RB  
0.00 Pierre Thomas, RB  
0.00 Johnny Knox, WR  
0.00 Tony Gonzalez, TE  
0.00 Baltimore Ravens, D/ST

### SCORING:

Ryan Torain 6 yd TD pass from Donovan McNabb (6.00 pts)  
Mike Nugent PAT (1.00 pts)  
Mike Nugent PAT (1.00 pts)  
Washington Redskins 96 yd kickoff return TD (6.00 pts)

### GAME TOTAL BONUSES:

Ben Roethlisberger 195 yards passing (7.80 pts)  
Ben Roethlisberger -1 combined rushing and receiving yds (-0.10 pts)  
Ryan Torain 29 combined rushing and receiving yds (2.90 pts)  
Jahvid Best 79 combined rushing and receiving yds (7.90 pts)  
Jabar Gaffney 54 combined rushing and receiving yds (5.40 pts)  
Mike Williams 27 combined rushing and receiving yds (2.70 pts)  
Davone Bess 53 combined rushing and receiving yds (5.30 pts)  
Washington Redskins 1.0 sack (1.00 pts)  
Washington Redskins 1 interception (1.00 pts)  
Washington Redskins 1 fumble recovered (1.00 pts)

### DEDUCTIONS:

Ben Roethlisberger 1 interception (-1.00 pts)  
Davone Bess 1 fumble lost (-1.00 pts)

### BENCH:

18.00 Drew Brees, QB  
11.40 Ryan Mathews, RB  
0.00 Anquan Boldin, WR  
0.00 Mario Manningham, WR  
8.80 Danny Amendola, WR  
17.70 Jason Witten, TE  
3.80 Visanthe Shiancoe, TE  
5.00 Josh Scobee, K



# HARGER FANTASY FOOTBALL LEAGUE 2010

## Week 8 – Head to Head

### SCORING:

Peyton Manning 2 yd TD pass to Jacob Tamme (4.00 pts)  
Peyton Manning 15 yd TD pass to Reggie Wayne (4.00 pts)  
Lance Moore 8 yd TD pass from Drew Brees (6.00 pts)  
Jason Hanson PAT (1.00 pts)  
Jason Hanson PAT (1.00 pts)  
Jason Hanson 32 yd FG (3.00 pts)

### GAME TOTAL BONUSES:

Peyton Manning 268 yards passing (10.72 pts)  
Peyton Manning 3 combined rushing and receiving yds (0.30 pts)  
Thomas Jones 82 combined rushing and receiving yds (8.20 pts)  
C.J. Spiller 45 combined rushing and receiving yds (4.50 pts)  
Brandon Marshall 64 combined rushing and receiving yds (6.40 pts)  
Lance Moore 54 combined rushing and receiving yds (5.40 pts)  
Mike Wallace 43 combined rushing and receiving yds (4.30 pts)  
Cincinnati Bengals 1 interception (1.00 pts)  
Cincinnati Bengals 1 fumble recovered (1.00 pts)

### DEDUCTIONS:

None.

### BENCH:

6.98 Chad Henne, QB  
0.00 Brandon Jacobs, RB  
0.00 LeSean McCoy, RB  
21.30 Mike Sims-Walker, WR  
0.00 Legedu Naanee, WR  
0.00 Jeremy Maclin, WR  
8.00 Josh Brown, K  
15.00 Green Bay Packers, D/ST

### SCORING:

Brandon Lloyd 1 yd TD pass from Kyle Orton (6.00 pts)  
Percy Harvin 2XP pass from Tarvaris Jackson (2.00 pts)  
Mason Crosby 20 yd FG (3.00 pts)  
Mason Crosby 41 yd FG (3.00 pts)  
Mason Crosby 40 yd FG (3.00 pts)

### GAME TOTAL BONUSES:

Aaron Rodgers 170 yards passing (6.80 pts)  
Aaron Rodgers 5 combined rushing and receiving yds (0.50 pts)  
Cedric Benson 81 combined rushing and receiving yds (8.10 pts)  
Jamaal Charles 238 combined rushing and receiving yds (23.80 pts)  
Randy Moss 8 combined rushing and receiving yds (0.80 pts)  
Brandon Lloyd 169 combined rushing and receiving yds (16.90 pts)  
Percy Harvin 104 combined rushing and receiving yds (10.40 pts)  
Dallas Cowboys 3.0 sacks (3.00 pts)  
Dallas Cowboys 1 fumble recovered (1.00 pts)

### DEDUCTIONS:

None.

### BENCH:

0.00 Eli Manning, QB  
0.00 Joseph Addai, RB  
2.10 Roy Williams, WR  
8.90 Jerricho Cotchery, WR  
0.00 Vincent Jackson, WR  
4.30 Santonio Holmes, WR  
21.10 Marcedes Lewis, TE  
3.00 New York Jets, D/ST

---

# HARGER FANTASY FOOTBALL LEAGUE 2010

## Week 8 – Head to Head



Pigskin Princess  
Owner: Leah Harger

The Mighty Warriors  
Owner: Mark Harger



VS

<a href="#">Matt Schaub</a>	HOU	QB	HOU 17	<a href="#">Jon Kitna</a>	DAL	QB	JAC 35
10.14	22-38, 201 yds passing (1 TDs), 1 INTs		IND 30	16.36	34-49, 379 yds passing (1 TDs), 4 INTs		DAL 17
	1 carry, 1 yds rushing, 1 fumble(s)		<b>FINAL</b>		5 carries, 12 yds rushing, 1 tackle		<b>FINAL</b>
<a href="#">Ronnie Brown</a>	MIA	RB	MIA 22	<a href="#">Adrian Peterson</a>	MIN	RB	MIN 18
6.80	16 carries, 61 yds rushing		CIN 14	20.20	25 carries, 92 yds rushing (1 TDs)		NWE 28
	1 catch, 7 yds receiving		<b>FINAL</b>		5 catches, 50 yds receiving		<b>FINAL</b>
<a href="#">Rashard Mendenhall</a>	PIT	RB	PIT 10	<a href="#">Arian Foster</a>	HOU	RB	HOU 17
14.50	15 carries, 71 yds rushing (1 TDs)		NOR 20	22.70	15 carries, 102 yds rushing (1 TDs)		IND 30
	2 catches, 14 yds receiving		<b>FINAL</b>		9 catches, 65 yds receiving		<b>FINAL</b>
<a href="#">Chad Ochocinco</a>	CIN	WR	MIA 22	<a href="#">Calvin Johnson</a>	DET	WR	WAS 25
3.40	3 catches, 34 yds receiving		CIN 14	28.10	9 catches, 101 yds receiving (3 TDs)		DET 37
			<b>FINAL</b>				<b>FINAL</b>
<a href="#">Andre Johnson</a>	HOU	WR	HOU 17	<a href="#">Pierre Garcon</a>	IND	WR	HOU 17
16.60	7 catches, 106 yds receiving (1 TDs)		IND 30	7.80	7 catches, 78 yds receiving		IND 30
			<b>FINAL</b>				<b>FINAL</b>
<a href="#">Braylon Edwards</a>	NYJ	WR	GNB 9	<a href="#">Antonio Gates</a>	SDG	TE	TEN 25
3.20	1 catch, 32 yds receiving		NYJ 0	20.30	5 catches, 123 yds receiving (1 TDs)		SDG 33
			<b>FINAL</b>				<b>FINAL</b>
<a href="#">Rob Bironas</a>	TEN	K	TEN 25	<a href="#">Dan Carpenter</a>	MIA	K	MIA 22
5.00	1 FG (21), 2 PATs		SDG 33	17.00	5 FGs (38,42,24,54,31), 1 PAT		CIN 14
			<b>FINAL</b>				<b>FINAL</b>
<a href="#">St. Louis Rams</a>	STL	D/ST	CAR 10	<a href="#">Tennessee Titans</a>	TEN	D/ST	TEN 25
7.00	48 tackles, 9 assists, 7 passes defended,		STL 20	2.00	62 tackles, 21 assists, 4 passes		SDG 33
	3.0 sacks, 3 INT, 2 FF, 1 FR		<b>FINAL</b>		defended, 1.0 sack, 1 INT		<b>FINAL</b>
66.64				134.46			

# HARGER FANTASY FOOTBALL LEAGUE 2010

## Week 8 – Head to Head

### SCORING:

Matt Schaub 28 yd TD pass to Andre Johnson (4.00 pts)  
Rashard Mendenhall 38 yd rushing TD (6.00 pts)  
Andre Johnson 28 yd TD pass from Matt Schaub (6.00 pts)  
Rob Bironas 21 yd FG (3.00 pts)  
Rob Bironas PAT (1.00 pts)  
Rob Bironas PAT (1.00 pts)

### GAME TOTAL BONUSES:

Matt Schaub 201 yards passing (8.04 pts)  
Matt Schaub 1 combined rushing and receiving yds (0.10 pts)  
Ronnie Brown 68 combined rushing and receiving yds (6.80 pts)  
Rashard Mendenhall 85 combined rushing and receiving yds (8.50 pts)  
Chad Ochocinco 34 combined rushing and receiving yds (3.40 pts)  
Andre Johnson 106 combined rushing and receiving yds (10.60 pts)  
Braylon Edwards 32 combined rushing and receiving yds (3.20 pts)  
St. Louis Rams 3.0 sacks (3.00 pts)  
St. Louis Rams 3 interceptions (3.00 pts)  
St. Louis Rams 1 fumble recovered (1.00 pts)

### DEDUCTIONS:

Matt Schaub 1 interception (-1.00 pts)  
Matt Schaub 1 fumble lost (-1.00 pts)

### BENCH:

0.00 Chester Taylor, RB  
7.60 Marion Barber, RB  
0.00 Ahmad Bradshaw, RB  
0.00 Matt Forte, RB  
0.00 Derrick Mason, WR  
0.00 Donald Driver, WR  
5.60 Lee Evans, WR  
0.00 Chicago Bears, D/ST

### SCORING:

Jon Kitna 8 yd TD pass to Jason Witten (4.00 pts)  
Adrian Peterson 1 yd rushing TD (6.00 pts)  
Arian Foster 6 yd rushing TD (6.00 pts)  
Calvin Johnson 13 yd TD pass from Matthew Stafford (6.00 pts)  
Calvin Johnson 7 yd TD pass from Matthew Stafford (6.00 pts)  
Calvin Johnson 10 yd TD pass from Matthew Stafford (6.00 pts)  
Antonio Gates 48 yd TD pass from Philip Rivers (8.00 pts)  
Dan Carpenter 38 yd FG (3.00 pts)  
Dan Carpenter 42 yd FG (3.00 pts)  
Dan Carpenter 24 yd FG (3.00 pts)  
Dan Carpenter 54 yd FG (4.00 pts)  
Dan Carpenter 31 yd FG (3.00 pts)  
Dan Carpenter PAT (1.00 pts)

### GAME TOTAL BONUSES:

Jon Kitna 379 yards passing (15.16 pts)  
Jon Kitna 12 combined rushing and receiving yds (1.20 pts)  
Adrian Peterson 142 combined rushing and receiving yds (14.20 pts)  
Arian Foster 167 combined rushing and receiving yds (16.70 pts)  
Calvin Johnson 101 combined rushing and receiving yds (10.10 pts)  
Pierre Garcon 78 combined rushing and receiving yds (7.80 pts)  
Antonio Gates 123 combined rushing and receiving yds (12.30 pts)  
Tennessee Titans 1.0 sack (1.00 pts)  
Tennessee Titans 1 interception (1.00 pts)

### DEDUCTIONS:

Jon Kitna 4 interceptions (-4.00 pts)

### BENCH:

0.00 Michael Vick, QB  
11.80 Danny Woodhead, RB  
0.70 Chris Ivory, RB  
2.10 Deion Branch, WR  
0.00 James Jones, WR  
0.80 Zach Miller, TE  
6.00 Neil Rackers, K  
0.00 Atlanta Falcons, D/ST

# HARGER FANTASY FOOTBALL LEAGUE 2010

## Week 8 – Head to Head



NO Mercy  
Owner: Phillip Harger



The Feds  
Owner: Paul Harger

VS

<a href="#">Philip Rivers</a>	SDG	QB	TEN 25 SDG 33	<b>FINAL</b>	<a href="#">Josh Freeman</a>	TAM	QB	TAM 38 ARI 35	<b>FINAL</b>
19.50	27-36, 305 yds passing (2 TDs), 1 INTs 2 carries, 3 yds rushing				17.32	18-25, 278 yds passing (1 TDs) 2 carries, 22 yds rushing			
<a href="#">Marshawn Lynch</a>	SEA	RB	SEA 3 OAK 33	<b>FINAL</b>	<a href="#">Steven Jackson</a>	STL	RB	CAR 10 STL 20	<b>FINAL</b>
0.70	9 carries, 7 yds rushing 1 assist				6.30	23 carries, 59 yds rushing 1 catch, 4 yds receiving			
<a href="#">Chris Johnson</a>	TEN	RB	TEN 25 SDG 33	<b>FINAL</b>	<a href="#">Terrell Owens</a>	CIN	WR	MIA 22 CIN 14	<b>FINAL</b>
14.30	15 carries, 59 yds rushing (1 TDs) 5 catches, 24 yds receiving				18.50	5 catches, 65 yds receiving (2 TDs)			
<a href="#">Santana Moss</a>	WAS	WR	WAS 25 DET 37	<b>FINAL</b>	<a href="#">Hines Ward</a>	PIT	WR	PIT 10 NOR 20	<b>FINAL</b>
5.60	6 catches, 56 yds receiving				1.50	3 catches, 15 yds receiving, 1 tackle			
<a href="#">Miles Austin</a>	DAL	WR	JAC 35 DAL 17	<b>FINAL</b>	<a href="#">Dwayne Bowe</a>	KAN	WR	BUF 10 KAN 13	<b>FINAL</b>
11.70	7 catches, 117 yds receiving, 1 tackle				8.00	1 carry, 4 yds rushing 3 catches, 16 yds receiving (1 TDs)			
<a href="#">Dustin Keller</a>	NYJ	TE	GNB 9 NYJ 0	<b>FINAL</b>	<a href="#">Mike Williams</a>	TAM	WR	TAM 38 ARI 35	<b>FINAL</b>
4.50	2 catches, 45 yds receiving, 1 tackle				16.50	4 catches, 105 yds receiving (1 TDs)			
<a href="#">Ryan Longwell</a>	MIN	K	MIN 18 NWE 28	<b>FINAL</b>	<a href="#">Graham Gano</a>	WAS	K	WAS 25 DET 37	<b>FINAL</b>
4.00	1 FG (24), 1 PAT				7.00	2 FGs (38,46), 1 PAT, 1 tackle			
<a href="#">Kansas City Chiefs</a>	KAN	D/ST	BUF 10 KAN 13	<b>FINAL</b>	<a href="#">Seattle Seahawks</a>	SEA	D/ST	SEA 3 OAK 33	<b>FINAL</b>
4.00	49 tackles, 36 assists, 7 passes defensed, 3.0 sacks, 1 INT, 3 FF				2.00	44 tackles, 21 assists, 5 passes defensed, 2.0 sacks			
64.30					77.12				

# HARGER FANTASY FOOTBALL LEAGUE 2010

## Week 8 – Head to Head

### SCORING:

Philip Rivers 48 yd TD pass to Antonio Gates (4.00 pts)  
Philip Rivers 13 yd TD pass to Darren Sproles (4.00 pts)  
Chris Johnson 29 yd rushing TD (6.00 pts)  
Ryan Longwell PAT (1.00 pts)  
Ryan Longwell 24 yd FG (3.00 pts)

### GAME TOTAL BONUSES:

Philip Rivers 305 yards passing (12.20 pts)  
Philip Rivers 3 combined rushing and receiving yds (0.30 pts)  
Marshawn Lynch 7 combined rushing and receiving yds (0.70 pts)  
Chris Johnson 83 combined rushing and receiving yds (8.30 pts)  
Santana Moss 56 combined rushing and receiving yds (5.60 pts)  
Miles Austin 117 combined rushing and receiving yds (11.70 pts)  
Dustin Keller 45 combined rushing and receiving yds (4.50 pts)  
Kansas City Chiefs 3.0 sacks (3.00 pts)  
Kansas City Chiefs 1 interception (1.00 pts)

### DEDUCTIONS:

Philip Rivers 1 interception (-1.00 pts)

### BENCH:

18.56 Kyle Orton, QB  
0.00 Peyton Hillis, RB  
3.20 Shonn Greene, RB  
0.30 Javon Ringer, RB  
2.40 Wes Welker, WR  
0.00 Malcom Floyd, WR  
0.80 Owen Daniels, TE  
0.00 New York Giants, D/ST

### SCORING:

Josh Freeman 47 yd TD pass to Mike Williams (4.00 pts)  
Terrell Owens 7 yd TD pass from Carson Palmer (6.00 pts)  
Terrell Owens 37 yd TD pass from Carson Palmer (6.00 pts)  
Dwayne Bowe 1 yd TD pass from Matt Cassel (6.00 pts)  
Mike Williams 47 yd TD pass from Josh Freeman (6.00 pts)  
Graham Gano PAT (1.00 pts)  
Graham Gano 38 yd FG (3.00 pts)  
Graham Gano 46 yd FG (3.00 pts)

### GAME TOTAL BONUSES:

Josh Freeman 278 yards passing (11.12 pts)  
Josh Freeman 22 combined rushing and receiving yds (2.20 pts)  
Steven Jackson 63 combined rushing and receiving yds (6.30 pts)  
Terrell Owens 65 combined rushing and receiving yds (6.50 pts)  
Hines Ward 15 combined rushing and receiving yds (1.50 pts)  
Dwayne Bowe 20 combined rushing and receiving yds (2.00 pts)  
Mike Williams 105 combined rushing and receiving yds (10.50 pts)  
Seattle Seahawks 2.0 sacks (2.00 pts)

### DEDUCTIONS:

None.

### BENCH:

0.00 Joe Flacco, QB  
7.20 Brandon Jackson, RB  
0.00 Ray Rice, RB  
13.60 Marques Colston, WR  
0.00 DeSean Jackson, WR  
11.30 Michael Crabtree, WR  
0.00 Matt Bryant, K  
0.00 Philadelphia Eagles, D/ST



# HARGER FANTASY FOOTBALL LEAGUE 2010

## Week 8 – Head to Head



JJJammin-On-The-One  
Owner: A.J. Harger

The General  
Owner: Matthew Harger



VS

[Ryan Fitzpatrick](#) BUF QB  
16.22 24-48, 223 yds passing (1 TDs), 1 INTs  
6 carries, 43 yds rushing  
BUF 10  
KAN 13 **FINAL**

[LaDainian Tomlinson](#) NYJ RB  
8.30 17 carries, 46 yds rushing  
5 catches, 37 yds receiving  
GNB 9  
NYJ 0 **FINAL**

[BenJarvus Green-Ellis](#) NWE RB  
24.30 17 carries, 112 yds rushing (2 TDs)  
1 catch, 11 yds receiving  
MIN 18  
NWE 28 **FINAL**

[Steve Johnson](#) BUF WR  
9.70 5 catches, 37 yds receiving (1 TDs)  
BUF 10  
KAN 13 **FINAL**

[Dez Bryant](#) DAL WR  
8.40 7 catches, 84 yds receiving  
JAC 35  
DAL 17 **FINAL**

[David Gettis](#) CAR WR  
-1.10 1 carry, -11 yds rushing  
CAR 10  
STL 20 **FINAL**

[Sebastian Janikowski](#) OAK K  
15.00 4 FGs (31,36,22,49), 1 missed FG (45), 3 PATs  
SEA 3  
OAK 33 **FINAL**

[New England Patriots](#) NWE D/ST  
2.00 55 tackles, 23 assists, 3 passes defended, 1.0 sack, 1 INT  
MIN 18  
NWE 28 **FINAL**

82.82

[Tom Brady](#) NWE QB  
13.30 16-27, 240 yds passing (1 TDs)  
4 carries, -3 yds rushing  
MIN 18  
NWE 28 **FINAL**

[Frank Gore](#) SFO RB  
18.50 29 carries, 118 yds rushing (1 TDs)  
1 catch, 7 yds receiving  
DEN 16  
SFO 24 **FINAL**

[Jonathan Stewart](#) CAR RB  
3.80 14 carries, 30 yds rushing  
1 catch, 8 yds receiving  
CAR 10  
STL 20 **FINAL**

[Reggie Wayne](#) IND WR  
9.90 4 catches, 39 yds receiving (1 TDs)  
HOU 17  
IND 30 **FINAL**

[Patrick Crayton](#) SDG WR  
4.60 4 catches, 46 yds receiving  
TEN 25  
SDG 33 **FINAL**

[Kenny Britt](#) TEN WR  
0.00  
TEN 25  
SDG 33 **FINAL**

[Nick Folk](#) NYJ K  
0.00 1 missed FG (37)  
GNB 9  
NYJ 0 **FINAL**

[Pittsburgh Steelers](#) PIT D/ST  
4.00 52 tackles, 9 assists, 4 passes defended, 2.0 sacks, 1 INT, 1 FF, 1 FR  
PIT 10  
NOR 20 **FINAL**

54.10

# HARGER FANTASY FOOTBALL LEAGUE 2010

## Week 8 – Head to Head

### SCORING:

Ryan Fitzpatrick 4 yd TD pass to Steve Johnson (4.00 pts)  
BenJarvus Green-Ellis 13 yd rushing TD (6.00 pts)  
BenJarvus Green-Ellis 2 yd rushing TD (6.00 pts)  
Steve Johnson 4 yd TD pass from Ryan Fitzpatrick (6.00 pts)  
Sebastian Janikowski 31 yd FG (3.00 pts)  
Sebastian Janikowski PAT (1.00 pts)  
Sebastian Janikowski 36 yd FG (3.00 pts)  
Sebastian Janikowski 22 yd FG (3.00 pts)  
Sebastian Janikowski PAT (1.00 pts)  
Sebastian Janikowski 49 yd FG (3.00 pts)  
Sebastian Janikowski PAT (1.00 pts)

### GAME TOTAL BONUSES:

Ryan Fitzpatrick 223 yards passing (8.92 pts)  
Ryan Fitzpatrick 43 combined rushing and receiving yds (4.30 pts)  
LaDainian Tomlinson 83 combined rushing and receiving yds (8.30 pts)  
BenJarvus Green-Ellis 123 combined rushing and receiving yds (12.30 pts)  
Steve Johnson 37 combined rushing and receiving yds (3.70 pts)  
Dez Bryant 84 combined rushing and receiving yds (8.40 pts)  
David Gettis -11 combined rushing and receiving yds (-1.10 pts)  
New England Patriots 1.0 sack (1.00 pts)  
New England Patriots 1 interception (1.00 pts)

### DEDUCTIONS:

Ryan Fitzpatrick 1 interception (-1.00 pts)

### BENCH:

11.38 Matt Cassel, QB  
0.00 Michael Turner, RB  
7.50 Fred Jackson, RB  
5.90 Knowshon Moreno, RB  
0.00 Roddy White, WR  
7.60 Robert Meachem, WR  
0.00 Steve Smith, WR  
4.00 Stephen Gostkowski, K

### SCORING:

Tom Brady 65 yd TD pass to Brandon Tate (4.00 pts)  
Frank Gore 3 yd rushing TD (6.00 pts)  
Reggie Wayne 15 yd TD pass from Peyton Manning (6.00 pts)

### GAME TOTAL BONUSES:

Tom Brady 240 yards passing (9.60 pts)  
Tom Brady -3 combined rushing and receiving yds (-0.30 pts)  
Frank Gore 125 combined rushing and receiving yds (12.50 pts)  
Jonathan Stewart 38 combined rushing and receiving yds (3.80 pts)  
Reggie Wayne 39 combined rushing and receiving yds (3.90 pts)  
Patrick Crayton 46 combined rushing and receiving yds (4.60 pts)  
Pittsburgh Steelers 2.0 sacks (2.00 pts)  
Pittsburgh Steelers 1 interception (1.00 pts)  
Pittsburgh Steelers 1 fumble recovered (1.00 pts)

### DEDUCTIONS:

None.

### BENCH:

15.90 Donovan McNabb, QB  
1.40 Derrick Ward, RB  
3.60 Carnell Williams, RB  
7.50 Steve Smith, WR  
19.20 Larry Fitzgerald, WR  
0.00 Hakeem Nicks, WR  
3.30 Aaron Hernandez, TE  
7.00 Ryan Succop, K

# HARGER FANTASY FOOTBALL LEAGUE 2010

## Week 8 – Starting Points Summary



[Doomsday II](#)

82.94



[Big Sexy](#)

60.82



[Roughriders](#)

46.90



[The Columbus Knights](#)

88.30

[GameCast](#) | [GameCenter](#) | **Final**

Actual vs Best: [Doomsday II](#) | [Roughriders](#)

High Scorer: [Maurice Jones-Drew](#) (14.80 points)

[GameCast](#) | [GameCenter](#) | **Final**

Actual vs Best: [Big Sexy](#) | [The Columbus Knights](#)

High Scorer: [Jamaal Charles](#) (23.80 points)

[Pigskin Princess](#)

66.64



[NO Mercy](#)

64.30



[The Mighty Warriors](#)

134.46



[The Feds](#)

77.12

[GameCast](#) | [GameCenter](#) | **Final**

Actual vs Best: [Pigskin Princess](#) | [The Mighty Warriors](#)

High Scorer: [Calvin Johnson](#) (28.10 points)

[GameCast](#) | [GameCenter](#) | **Final**

Actual vs Best: [NO Mercy](#) | [The Feds](#)

High Scorer: [Philip Rivers](#) (19.50 points)

[JJJammin-On-The-One](#)

82.82



[The General](#)

54.10

[GameCast](#) | [GameCenter](#) | **Final**

Actual vs Best: [JJJammin-On-The-One](#) | [The General](#)

High Scorer: [BenJarvus Green-Ellis](#) (24.30 points)

League Average: 75.84

# HARGER FANTASY FOOTBALL LEAGUE 2010

## Week 7 – Head to Head



Doomsday II  
Owner: Tom Harger

VS



The Columbus Knights  
Owner: Jamie Johnston

	<a href="#">Matt Ryan</a>	ATL	QB			<a href="#">Aaron Rodgers</a>	GNB	QB		
25.46	24-33, 299 yds passing (3 TDs) (1 2XPs), 1 INTs 1 carry, 5 yds rushing			CIN 32 ATL 39	<b>FINAL</b>	19.20	21-34, 295 yds passing (2 TDs), 2 INTs 3 carries, 14 yds rushing			MIN 24 GNB 28
	<a href="#">DeAngelo Williams</a>	CAR	RB			<a href="#">Cedric Benson</a>	CIN	RB		
5.30	19 carries, 44 yds rushing, 1 fumble(s) 4 catches, 19 yds receiving			SFO 20 CAR 23	<b>FINAL</b>	6.60	20 carries, 70 yds rushing, 1 fumble(s) 1 catch, 6 yds receiving			CIN 32 ATL 39
	<a href="#">Maurice Jones-Drew</a>	JAC	RB			<a href="#">Jamaal Charles</a>	KAN	RB		
18.10	16 carries, 47 yds rushing 5 catches, 74 yds receiving (1 TDs)			JAC 20 KAN 42	<b>FINAL</b>	13.10	15 carries, 71 yds rushing (1 TDs)			JAC 20 KAN 42
	<a href="#">Greg Jennings</a>	GNB	WR			<a href="#">Randy Moss</a>	MIN	WR		
13.40	6 catches, 74 yds receiving (1 TDs)			MIN 24 GNB 28	<b>FINAL</b>	9.00	3 catches, 30 yds receiving (1 TDs), 1 tackle			MIN 24 GNB 28
	<a href="#">Tony Gonzalez</a>	ATL	TE			<a href="#">Brandon Lloyd</a>	DEN	WR		
2.70	2 catches, 27 yds receiving			CIN 32 ATL 39	<b>FINAL</b>	4.60	1 catch, 46 yds receiving			OAK 59 DEN 14
	<a href="#">Vernon Davis</a>	SFO	TE			<a href="#">Roy Williams</a>	DAL	WR		
15.40	4 catches, 74 yds receiving (1 TDs)			SFO 20 CAR 23	<b>FINAL</b>	0.00				NYG 41 DAL 35
	<a href="#">Matt Prater</a>	DEN	K			<a href="#">Mason Crosby</a>	GNB	K		
2.00	2 PATs			OAK 59 DEN 14	<b>FINAL</b>	4.00	4 PATs			MIN 24 GNB 28
	<a href="#">Baltimore Ravens</a>	BAL	D/ST			<a href="#">Dallas Cowboys</a>	DAL	D/ST		
5.00	61 tackles, 21 assists, 8 passes defensed, 1.0 sack, 2 INT, 3 FF, 2 FR			BUF 34 BAL 37	<b>FINAL</b>	12.00	1 TD, 54 tackles, 14 assists, 5 passes defensed, 1.0 sack, 3 INT, 2 FF, 2 FR			NYG 41 DAL 35
87.36						68.50				

## HARGER FANTASY FOOTBALL LEAGUE 2010

### Week 7 – Head to Head

#### SCORING:

- Matt Ryan 3 yd TD pass to Brian Finneran (4.00 pts)
- Matt Ryan 43 yd TD pass to Roddy White (4.00 pts)
- Matt Ryan 2XP pass to Roddy White (2.00 pts)
- Matt Ryan 11 yd TD pass to Roddy White (4.00 pts)
- Maurice Jones-Drew 18 yd TD pass from Todd Bouman (6.00 pts)
- Greg Jennings 14 yd TD pass from Aaron Rodgers (6.00 pts)
- Vernon Davis 1 yd TD pass from Alex Smith (8.00 pts)
- Matt Prater PAT (1.00 pts)
- Matt Prater PAT (1.00 pts)

#### GAME TOTAL BONUSES:

- Matt Ryan 299 yards passing (11.96 pts)
- Matt Ryan 5 combined rushing and receiving yds (0.50 pts)
- DeAngelo Williams 63 combined rushing and receiving yds (6.30 pts)
- Maurice Jones-Drew 121 combined rushing and receiving yds (12.10 pts)
- Greg Jennings 74 combined rushing and receiving yds (7.40 pts)
- Tony Gonzalez 27 combined rushing and receiving yds (2.70 pts)
- Vernon Davis 74 combined rushing and receiving yds (7.40 pts)
- Baltimore Ravens 1.0 sack (1.00 pts)
- Baltimore Ravens 2 interceptions (2.00 pts)
- Baltimore Ravens 2 fumbles recovered (2.00 pts)

#### DEDUCTIONS:

- Matt Ryan 1 interception (-1.00 pts)
- DeAngelo Williams 1 fumble lost (-1.00 pts)

#### BENCH:

- 28.48 Carson Palmer, QB
- 12.04 Kevin Kolb, QB
- 12.50 Michael Bush, RB
- 0.00 Pierre Thomas, RB
- 43.60 Darren McFadden, RB
- 14.60 Johnny Knox, WR
- 0.00 Adam Vinatieri, K
- 6.00 Arizona Cardinals, D/ST

#### SCORING:

- Aaron Rodgers 9 yd TD pass to Andrew Quarless (4.00 pts)
- Aaron Rodgers 14 yd TD pass to Greg Jennings (4.00 pts)
- Jamaal Charles 4 yd rushing TD (6.00 pts)
- Randy Moss 4 yd TD pass from Brett Favre (6.00 pts)
- Mason Crosby PAT (1.00 pts)
- Mason Crosby PAT (1.00 pts)
- Mason Crosby PAT (1.00 pts)
- Mason Crosby PAT (1.00 pts)
- Dallas Cowboys 93 yd punt return TD (6.00 pts)

#### GAME TOTAL BONUSES:

- Aaron Rodgers 295 yards passing (11.80 pts)
- Aaron Rodgers 14 combined rushing and receiving yds (1.40 pts)
- Cedric Benson 76 combined rushing and receiving yds (7.60 pts)
- Jamaal Charles 71 combined rushing and receiving yds (7.10 pts)
- Randy Moss 30 combined rushing and receiving yds (3.00 pts)
- Brandon Lloyd 46 combined rushing and receiving yds (4.60 pts)
- Dallas Cowboys 1.0 sack (1.00 pts)
- Dallas Cowboys 3 interceptions (3.00 pts)
- Dallas Cowboys 2 fumbles recovered (2.00 pts)

#### DEDUCTIONS:

- Aaron Rodgers 2 interceptions (-2.00 pts)
- Cedric Benson 1 fumble lost (-1.00 pts)

#### BENCH:

- 25.24 Eli Manning, QB
- 0.00 Joseph Addai, RB
- 0.00 Jerricho Cotchery, WR
- 0.00 Vincent Jackson, WR
- 0.00 Santonio Holmes, WR
- 16.60 Percy Harvin, WR
- 4.40 Mercedes Lewis, TE
- 0.00 New York Jets, D/ST

# HARGER FANTASY FOOTBALL LEAGUE 2010

## Week 7 – Head to Head



Roughriders  
Owner: Bryan Ferryman



The Mighty Warriors  
Owner: Mark Harger

VS

<a href="#">Drew Brees</a>	NOR	QB	CLE 30	<b>FINAL</b>
18.24			NOR 17	
37-56, 356 yds passing (2 TDs), 4 INTs				
<a href="#">Ryan Torain</a>	WAS	RB	WAS 17	<b>FINAL</b>
11.50			CHI 14	
21 carries, 125 yds rushing, 1 fumble(s)				
<a href="#">Ryan Mathews</a>	SDG	RB	NWE 23	<b>FINAL</b>
2.20			SDG 20	
8 carries, 15 yds rushing 2 catches, 7 yds receiving				
<a href="#">Jabar Gaffney</a>	DEN	WR	OAK 59	<b>FINAL</b>
5.40			DEN 14	
4 catches, 54 yds receiving, 1 tackle				
<a href="#">Anguan Boldin</a>	BAL	WR	BUF 34	<b>FINAL</b>
15.20			BAL 37	
6 catches, 92 yds receiving (1 TDs)				
<a href="#">Mike Williams</a>	SEA	WR	ARI 10	<b>FINAL</b>
14.70			SEA 22	
11 catches, 87 yds receiving (1 TDs)				
<a href="#">Mike Nugent</a>	CIN	K	CIN 32	<b>FINAL</b>
8.00			ATL 39	
2 FGs (20,33), 1 missed FG (53), 2 PATs				
<a href="#">Washington Redskins</a>	WAS	D/ST	WAS 17	<b>FINAL</b>
16.00			CHI 14	
1 TD, 46 tackles, 15 assists, 6 passes defended, 4.0 sacks, 4 INT, 2 FF, 2 FR				
91.24				

<a href="#">Tony Romo</a>	DAL	QB	NYG 41	<b>FINAL</b>
5.56			DAL 35	
5-7, 39 yds passing (1 TDs)				
<a href="#">Adrian Peterson</a>	MIN	RB	MIN 24	<b>FINAL</b>
23.20			GNB 28	
28 carries, 131 yds rushing (1 TDs) 2 catches, 41 yds receiving				
<a href="#">Chris Ivory</a>	NOR	RB	CLE 30	<b>FINAL</b>
4.80			NOR 17	
15 carries, 48 yds rushing				
<a href="#">Deion Branch</a>	NWE	WR	NWE 23	<b>FINAL</b>
3.90			SDG 20	
4 catches, 39 yds receiving				
<a href="#">Danario Alexander</a>	STL	WR	STL 17	<b>FINAL</b>
0.60			TAM 18	
1 catch, 6 yds receiving				
<a href="#">Zach Miller</a>	OAK	TE	OAK 59	<b>FINAL</b>
14.50			DEN 14	
3 catches, 65 yds receiving (1 TDs)				
<a href="#">Garrett Hartley</a>	NOR	K	CLE 30	<b>FINAL</b>
5.00			NOR 17	
1 FG (32), 2 PATs				
<a href="#">Tennessee Titans</a>	TEN	D/ST	PHI 19	<b>FINAL</b>
11.00			TEN 37	
1 TD, 52 tackles, 13 assists, 7 passes defended, 1.0 sack, 2 INT, 2 FF, 2 FR				
68.56				

## HARGER FANTASY FOOTBALL LEAGUE 2010

### Week 7 – Head to Head

#### SCORING:

- Drew Brees 11 yd TD pass to David Thomas (4.00 pts)
- Drew Brees 8 yd TD pass to Marques Colston (4.00 pts)
- Anquan Boldin 34 yd TD pass from Joe Flacco (6.00 pts)
- Mike Williams 2 yd TD pass from Matt Hasselbeck (6.00 pts)
- Mike Nugent 20 yd FG (3.00 pts)
- Mike Nugent 33 yd FG (3.00 pts)
- Mike Nugent PAT (1.00 pts)
- Mike Nugent PAT (1.00 pts)
- Washington Redskins 92 yd interception return TD (6.00 pts)

#### GAME TOTAL BONUSES:

- Drew Brees 356 yards passing (14.24 pts)
- Ryan Torain 125 combined rushing and receiving yds (12.50 pts)
- Ryan Mathews 22 combined rushing and receiving yds (2.20 pts)
- Jabar Gaffney 54 combined rushing and receiving yds (5.40 pts)
- Anquan Boldin 92 combined rushing and receiving yds (9.20 pts)
- Mike Williams 87 combined rushing and receiving yds (8.70 pts)
- Washington Redskins 4.0 sacks (4.00 pts)
- Washington Redskins 4 interceptions (4.00 pts)
- Washington Redskins 2 fumbles recovered (2.00 pts)

#### DEDUCTIONS:

- Drew Brees 4 interceptions (-4.00 pts)
- Ryan Torain 1 fumble lost (-1.00 pts)

#### BENCH:

- 19.18 Ben Roethlisberger, QB
- 0.00 Jahvid Best, RB
- 2.60 Eddie Royal, WR
- 12.60 Davone Bess, WR
- 11.00 Danny Amendola, WR
- 18.50 Jason Witten, TE
- 3.00 Visanthe Shiancoe, TE
- 8.00 Josh Scobee, K

#### SCORING:

- Tony Romo 4 yd TD pass to Jason Witten (4.00 pts)
- Adrian Peterson 1 yd rushing TD (6.00 pts)
- Zach Miller 43 yd TD pass from Jason Campbell (8.00 pts)
- Garrett Hartley 32 yd FG (3.00 pts)
- Garrett Hartley PAT (1.00 pts)
- Garrett Hartley PAT (1.00 pts)
- Tennessee Titans 41 yd interception return TD (6.00 pts)

#### GAME TOTAL BONUSES:

- Tony Romo 39 yards passing (1.56 pts)
- Adrian Peterson 172 combined rushing and receiving yds (17.20 pts)
- Chris Ivory 48 combined rushing and receiving yds (4.80 pts)
- Deion Branch 39 combined rushing and receiving yds (3.90 pts)
- Danario Alexander 6 combined rushing and receiving yds (0.60 pts)
- Zach Miller 65 combined rushing and receiving yds (6.50 pts)
- Tennessee Titans 1.0 sack (1.00 pts)
- Tennessee Titans 2 interceptions (2.00 pts)
- Tennessee Titans 2 fumbles recovered (2.00 pts)

#### DEDUCTIONS:

- None.

#### BENCH:

- 0.00 Michael Vick, QB
- 5.20 Danny Woodhead, RB
- 0.00 Arian Foster, RB
- 0.00 Calvin Johnson, WR
- 0.00 Pierre Garcon, WR
- 13.00 Antonio Gates, TE
- 0.00 Neil Rackers, K
- 4.00 Atlanta Falcons, D/ST

# HARGER FANTASY FOOTBALL LEAGUE 2010

## Week 7 – Head to Head



Big Sexy  
Owner: Robin Lucas



The Feds  
Owner: Paul Harger

VS

14.28	<a href="#">Chad Henne</a>	MIA	QB	PIT 23	<b>FINAL</b>
	23-36, 257 yds passing (1 TDs)			MIA 22	
18.50	<a href="#">Thomas Jones</a>	KAN	RB	JAC 20	<b>FINAL</b>
	20 carries, 125 yds rushing (1 TDs)			KAN 42	
12.50	<a href="#">Brandon Jacobs</a>	NYG	RB	NYG 41	<b>FINAL</b>
	12 carries, 75 yds rushing (1 TDs), 1 fumble(s), 1 tackle			DAL 35	
5.70	<a href="#">Brandon Marshall</a>	MIA	WR	PIT 23	<b>FINAL</b>
	5 catches, 57 yds receiving			MIA 22	
5.60	<a href="#">Jeremy Maclin</a>	PHI	WR	PHI 19	<b>FINAL</b>
	1 carry, 14 yds rushing			TEN 37	
	5 catches, 42 yds receiving, 1 tackle				
11.30	<a href="#">Mike Wallace</a>	PIT	WR	PIT 23	<b>FINAL</b>
	2 catches, 53 yds receiving (1 TDs)			MIA 22	
5.00	<a href="#">Josh Brown</a>	STL	K	STL 17	<b>FINAL</b>
	1 FG (25), 2 PATs, 1 tackle			TAM 18	
10.00	<a href="#">Green Bay Packers</a>	GNB	D/ST	MIN 24	<b>FINAL</b>
	1 TD, 53 tackles, 18 assists, 5 passes defended, 1.0 sack, 3 INT			GNB 28	
82.88					

21.00	<a href="#">Joe Flacco</a>	BAL	QB	BUF 34	<b>FINAL</b>
	16-31, 250 yds passing (3 TDs)			BAL 37	
	2 carries, -1 yds rushing, 1 fumble(s)				
14.50	<a href="#">Steven Jackson</a>	STL	RB	STL 17	<b>FINAL</b>
	22 carries, 110 yds rushing			TAM 18	
	2 catches, 35 yds receiving				
7.30	<a href="#">Ray Rice</a>	BAL	RB	BUF 34	<b>FINAL</b>
	16 carries, 72 yds rushing			BAL 37	
	1 catch, 1 yds receiving				
14.80	<a href="#">Terrell Owens</a>	CIN	WR	CIN 32	<b>FINAL</b>
	9 catches, 88 yds receiving (1 TDs)			ATL 39	
17.20	<a href="#">Marques Colston</a>	NOR	WR	CLE 30	<b>FINAL</b>
	10 catches, 112 yds receiving (1 TDs)			NOR 17	
20.10	<a href="#">Dwayne Bowe</a>	KAN	WR	JAC 20	<b>FINAL</b>
	3 catches, 81 yds receiving (2 TDs)			KAN 42	
7.00	<a href="#">Matt Bryant</a>	ATL	K	CIN 32	<b>FINAL</b>
	1 FG (45), 4 PATs			ATL 39	
6.00	<a href="#">Philadelphia Eagles</a>	PHI	D/ST	PHI 19	<b>FINAL</b>
	45 tackles, 10 assists, 6 passes defended, 3.0 sacks, 2 INT, 1 FF, 1 FR			TEN 37	

107.90



## HARGER FANTASY FOOTBALL LEAGUE 2010

### Week 7 – Head to Head

#### SCORING:

- Chad Henne 26 yd TD pass to Davone Bess (4.00 pts)
- Thomas Jones 1 yd rushing TD (6.00 pts)
- Brandon Jacobs 30 yd rushing TD (6.00 pts)
- Mike Wallace 53 yd TD pass from Ben Roethlisberger (6.00 pts)
- Josh Brown 25 yd FG (3.00 pts)
- Josh Brown PAT (1.00 pts)
- Josh Brown PAT (1.00 pts)
- Green Bay Packers 32 yd interception return TD (6.00 pts)

#### GAME TOTAL BONUSES:

- Chad Henne 257 yards passing (10.28 pts)
- Thomas Jones 125 combined rushing and receiving yds (12.50 pts)
- Brandon Jacobs 75 combined rushing and receiving yds (7.50 pts)
- Brandon Marshall 57 combined rushing and receiving yds (5.70 pts)
- Jeremy Maclin 56 combined rushing and receiving yds (5.60 pts)
- Mike Wallace 53 combined rushing and receiving yds (5.30 pts)
- Green Bay Packers 1.0 sack (1.00 pts)
- Green Bay Packers 3 interceptions (3.00 pts)

#### DEDUCTIONS:

- Brandon Jacobs 1 fumble lost (-1.00 pts)

#### BENCH:

- 0.00 Peyton Manning, QB
- 6.20 Felix Jones, RB
- 10.20 LeSean McCoy, RB
- 4.30 Lance Moore, WR
- 9.80 Mike Sims-Walker, WR
- 0.00 Legedu Naanee, WR
- 0.00 Jason Hanson, K
- 8.00 Cincinnati Bengals, D/ST

#### SCORING:

- Joe Flacco 26 yd TD pass to Todd Heap (4.00 pts)
- Joe Flacco 14 yd TD pass to Todd Heap (4.00 pts)
- Joe Flacco 34 yd TD pass to Anquan Boldin (4.00 pts)
- Terrell Owens 19 yd TD pass from Carson Palmer (6.00 pts)
- Marques Colston 8 yd TD pass from Drew Brees (6.00 pts)
- Dwayne Bowe 53 yd TD pass from Matt Cassel (6.00 pts)
- Dwayne Bowe 6 yd TD pass from Matt Cassel (6.00 pts)
- Matt Bryant PAT (1.00 pts)
- Matt Bryant 45 yd FG (3.00 pts)
- Matt Bryant PAT (1.00 pts)
- Matt Bryant PAT (1.00 pts)
- Matt Bryant PAT (1.00 pts)

#### GAME TOTAL BONUSES:

- Joe Flacco 250 yards passing (10.00 pts)
- Steven Jackson 145 combined rushing and receiving yds (14.50 pts)
- Ray Rice 73 combined rushing and receiving yds (7.30 pts)
- Terrell Owens 88 combined rushing and receiving yds (8.80 pts)
- Marques Colston 112 combined rushing and receiving yds (11.20 pts)
- Dwayne Bowe 81 combined rushing and receiving yds (8.10 pts)
- Philadelphia Eagles 3.0 sacks (3.00 pts)
- Philadelphia Eagles 2 interceptions (2.00 pts)
- Philadelphia Eagles 1 fumble recovered (1.00 pts)

#### DEDUCTIONS:

- Joe Flacco 1 fumble lost (-1.00 pts)

#### BENCH:

- 7.20 Justin Forsett, RB
- 19.10 Hines Ward, WR
- 0.00 Kevin Walter, WR
- 0.00 DeSean Jackson, WR
- 3.10 Michael Crabtree, WR
- 8.20 Mike Williams, WR
- 5.00 Graham Gano, K
- 7.00 Seattle Seahawks, D/ST

# HARGER FANTASY FOOTBALL LEAGUE 2010

## Week 7 – Head to Head



Pigskin Princess  
Owner: Leah Harger

The General  
Owner: Matthew Harger



VS

[Jay Cutler](#) CHI QB  
10.24 26-40, 281 yds passing (1 TDs), 4 INTs  
1 carry, 0 yds rushing, 1 fumble(s)  
WAS 17  
CHI 14 **FINAL**

[Ahmad Bradshaw](#) NYG RB  
12.80 24 carries, 126 yds rushing, 1 fumble(s)  
2 catches, 12 yds receiving, 1 tackle  
NYG 41  
DAL 35 **FINAL**

[Rashard Mendenhall](#) PIT RB  
4.30 15 carries, 37 yds rushing  
1 catch, 6 yds receiving  
PIT 23  
MIA 22 **FINAL**

[Derrick Mason](#) BAL WR  
4.80 2 catches, 48 yds receiving  
BUF 34  
BAL 37 **FINAL**

[Donald Driver](#) GNB WR  
0.00  
MIN 24  
GNB 28 **FINAL**

[Chad Ochocinco](#) CIN WR  
16.80 10 catches, 108 yds receiving (1 TDs)  
CIN 32  
ATL 39 **FINAL**

[Rob Bironas](#) TEN K  
13.00 3 FGs (41,38,33), 4 PATs  
PHI 19  
TEN 37 **FINAL**

[Chicago Bears](#) CHI D/ST  
11.00 1 TD, 48 tackles, 13 assists, 4 passes defended, 2.0 sacks, 2 INT, 5 FF, 1 FR  
WAS 17  
CHI 14 **FINAL**

72.94

[Tom Brady](#) NWE QB  
10.46 19-32, 159 yds passing (1 TDs)  
2 carries, 1 yds rushing  
NWE 23  
SDG 20 **FINAL**

[Frank Gore](#) SFO RB  
15.90 19 carries, 102 yds rushing  
4 catches, 57 yds receiving  
SFO 20  
CAR 23 **FINAL**

[Jonathan Stewart](#) CAR RB  
2.90 14 carries, 29 yds rushing  
SFO 20  
CAR 23 **FINAL**

[Larry Fitzgerald](#) ARI WR  
3.00 3 catches, 30 yds receiving  
ARI 10  
SEA 22 **FINAL**

[Patrick Crayton](#) SDG WR  
8.20 7 catches, 82 yds receiving, 1 tackle  
NWE 23  
SDG 20 **FINAL**

[Aaron Hernandez](#) NWE TE  
5.40 5 catches, 54 yds receiving  
NWE 23  
SDG 20 **FINAL**

[Ryan Succop](#) KAN K  
6.00 6 PATs, 1 tackle  
JAC 20  
KAN 42 **FINAL**

[Pittsburgh Steelers](#) PIT D/ST  
2.00 48 tackles, 6 assists, 3 passes defended, 1.0 sack, 1 FF, 1 FR  
PIT 23  
MIA 22 **FINAL**

53.86

## HARGER FANTASY FOOTBALL LEAGUE 2010

### Week 7 – Head to Head

#### SCORING:

- Jay Cutler 9 yd TD pass to Johnny Knox (4.00 pts)
- Chad Ochocinco 8 yd TD pass from Carson Palmer (6.00 pts)
- Rob Bironas PAT (1.00 pts)
- Rob Bironas 41 yd FG (3.00 pts)
- Rob Bironas PAT (1.00 pts)
- Rob Bironas 38 yd FG (3.00 pts)
- Rob Bironas PAT (1.00 pts)
- Rob Bironas 33 yd FG (3.00 pts)
- Rob Bironas PAT (1.00 pts)
- Chicago Bears 54 yd interception return TD (6.00 pts)

#### GAME TOTAL BONUSES:

- Jay Cutler 281 yards passing (11.24 pts)
- Ahmad Bradshaw 138 combined rushing and receiving yds (13.80 pts)
- Rashard Mendenhall 43 combined rushing and receiving yds (4.30 pts)
- Derrick Mason 48 combined rushing and receiving yds (4.80 pts)
- Chad Ochocinco 108 combined rushing and receiving yds (10.80 pts)
- Chicago Bears 2.0 sacks (2.00 pts)
- Chicago Bears 2 interceptions (2.00 pts)
- Chicago Bears 1 fumble recovered (1.00 pts)

#### DEDUCTIONS:

- Jay Cutler 4 interceptions (-4.00 pts)
- Jay Cutler 1 fumble lost (-1.00 pts)
- Ahmad Bradshaw 1 fumble lost (-1.00 pts)

#### BENCH:

- 0.00 Matt Schaub, QB
- 3.00 Chester Taylor, RB
- 3.40 Ronnie Brown, RB
- 1.30 Marion Barber, RB
- 6.30 Matt Forte, RB
- 0.00 Andre Johnson, WR
- 28.50 Lee Evans, WR
- 0.00 Braylon Edwards, WR

#### SCORING:

- Tom Brady 1 yd TD pass to Rob Gronkowski (4.00 pts)
- Ryan Succop PAT (1.00 pts)
- Ryan Succop PAT (1.00 pts)
- Ryan Succop PAT (1.00 pts)
- Ryan Succop PAT (1.00 pts)
- Ryan Succop PAT (1.00 pts)
- Ryan Succop PAT (1.00 pts)

#### GAME TOTAL BONUSES:

- Tom Brady 159 yards passing (6.36 pts)
- Tom Brady 1 combined rushing and receiving yds (0.10 pts)
- Frank Gore 159 combined rushing and receiving yds (15.90 pts)
- Jonathan Stewart 29 combined rushing and receiving yds (2.90 pts)
- Larry Fitzgerald 30 combined rushing and receiving yds (3.00 pts)
- Patrick Crayton 82 combined rushing and receiving yds (8.20 pts)
- Aaron Hernandez 54 combined rushing and receiving yds (5.40 pts)
- Pittsburgh Steelers 1.0 sack (1.00 pts)
- Pittsburgh Steelers 1 fumble recovered (1.00 pts)

#### DEDUCTIONS:

- None.

#### BENCH:

- 10.00 Donovan McNabb, QB
- 0.00 Derrick Ward, RB
- 10.60 Carnell Williams, RB
- 4.00 Steve Smith, WR
- 0.00 Reggie Wayne, WR
- 22.80 Hakeem Nicks, WR
- 40.50 Kenny Britt, WR
- 0.00 Nick Folk, K



## HARGER FANTASY FOOTBALL LEAGUE 2010

### Week 7 – Head to Head

#### SCORING:

- Kyle Orton 7 yd TD pass to Knowshon Moreno (4.00 pts)
- Kyle Orton 27 yd TD pass to Knowshon Moreno (4.00 pts)
- Peyton Hillis 4 yd rushing TD (6.00 pts)
- Santana Moss 24 yd TD pass from Donovan McNabb (6.00 pts)
- Ryan Longwell PAT (1.00 pts)
- Ryan Longwell PAT (1.00 pts)
- Ryan Longwell 28 yd FG (3.00 pts)
- Ryan Longwell PAT (1.00 pts)
- Kansas City Chiefs 15 yd interception return TD (6.00 pts)

#### GAME TOTAL BONUSES:

- Kyle Orton 198 yards passing (7.92 pts)
- Kyle Orton 21 combined rushing and receiving yds (2.10 pts)
- Chris Johnson 73 combined rushing and receiving yds (7.30 pts)
- Peyton Hillis 13 yards passing (0.52 pts)
- Peyton Hillis 70 combined rushing and receiving yds (7.00 pts)
- Santana Moss 61 combined rushing and receiving yds (6.10 pts)
- Wes Welker 25 combined rushing and receiving yds (2.50 pts)
- Miles Austin 38 combined rushing and receiving yds (3.80 pts)
- Kansas City Chiefs 1.0 sack (1.00 pts)
- Kansas City Chiefs 2 interceptions (2.00 pts)
- Kansas City Chiefs 1 fumble recovered (1.00 pts)

#### DEDUCTIONS:

- Kyle Orton 1 interception (-1.00 pts)
- Kyle Orton 1 fumble lost (-1.00 pts)

#### SCORING:

- Matt Cassel 53 yd TD pass to Dwayne Bowe (4.00 pts)
- Matt Cassel 6 yd TD pass to Dwayne Bowe (4.00 pts)
- Michael Turner 2 yd rushing TD (6.00 pts)
- Michael Turner 3 yd rushing TD (6.00 pts)
- BenJarvus Green-Ellis 1 yd rushing TD (6.00 pts)
- Roddy White 43 yd TD pass from Matt Ryan (6.00 pts)
- Roddy White 2XP pass from Matt Ryan (2.00 pts)
- Roddy White 11 yd TD pass from Matt Ryan (6.00 pts)
- Steve Smith 14 yd TD pass from Eli Manning (6.00 pts)
- Sebastian Janikowski PAT (1.00 pts)
- Sebastian Janikowski PAT (1.00 pts)
- Sebastian Janikowski PAT (1.00 pts)
- Sebastian Janikowski 31 yd FG (3.00 pts)
- Sebastian Janikowski PAT (1.00 pts)
- Sebastian Janikowski PAT (1.00 pts)
- Sebastian Janikowski PAT (1.00 pts)
- Sebastian Janikowski PAT (1.00 pts)
- Sebastian Janikowski PAT (1.00 pts)

#### GAME TOTAL BONUSES:

- Matt Cassel 193 yards passing (7.72 pts)
- Michael Turner 144 combined rushing and receiving yds (14.40 pts)
- BenJarvus Green-Ellis 24 combined rushing and receiving yds (2.40 pts)
- Roddy White 201 combined rushing and receiving yds (20.10 pts)
- Robert Meachem 33 combined rushing and receiving yds (3.30 pts)
- Steve Smith 101 combined rushing and receiving yds (10.10 pts)
- New England Patriots 2.0 sacks (2.00 pts)
- New England Patriots 1 interception (1.00 pts)
- New England Patriots 3 fumbles recovered (3.00 pts)

#### DEDUCTIONS:

- Roddy White 1 fumble lost (-1.00 pts)

## HARGER FANTASY FOOTBALL LEAGUE 2010

### Week 7 – Head to Head

BENCH:

- 16.34 Philip Rivers, QB
- 8.90 Marshawn Lynch, RB
- 0.00 Shonn Greene, RB
- 0.90 Javon Ringer, RB
- 0.00 Malcom Floyd, WR
- 0.00 Owen Daniels, TE
- 0.00 Dustin Keller, TE
- 5.00 New York Giants, D/ST

BENCH:

- 9.48 Brett Favre, QB
- 4.80 Ricky Williams, RB
- 0.00 LaDainian Tomlinson, RB
- 7.70 Fred Jackson, RB
- 21.00 Knowshon Moreno, RB
- 21.80 Steve Johnson, WR
- 0.00 Austin Collie, WR
- 11.00 Stephen Gostkowski, K

## HARGER FANTASY FOOTBALL LEAGUE 2010

### Week 7 – Standings

#### HFFL2010 Division



	W	L	T	PCT	PF	PA	DIV	STREAK
<a href="#">Pigskin Princess</a>	6	1	0	0.857	611.16	473.76	6 - 1 - 0	Won 4
<a href="#">The Mighty Warriors</a>	5	2	0	0.714	695.24	564.78	5 - 2 - 0	Lost 2
<a href="#">JJJammin-On-The-One</a>	4	3	0	0.571	642.28	528.26	4 - 3 - 0	Won 1
<a href="#">NO Mercy</a>	4	3	0	0.571	603.96	621.94	4 - 3 - 0	Lost 2
<a href="#">The Feds</a>	4	3	0	0.571	556.04	612.90	4 - 3 - 0	Won 3
<a href="#">Doomsday II</a>	3	4	0	0.429	522.94	616.90	3 - 4 - 0	Won 2
<a href="#">Roughriders</a>	3	4	0	0.429	515.22	586.00	3 - 4 - 0	Won 2
<a href="#">The General</a>	2	5	0	0.286	561.26	561.90	2 - 5 - 0	Lost 5
<a href="#">The Columbus Knights</a>	2	5	0	0.286	550.24	628.58	2 - 5 - 0	Lost 2
<a href="#">Big Sexy</a>	2	5	0	0.286	546.62	609.94	2 - 5 - 0	Lost 1

#### Week 7 Results

<b>Doomsday II</b>	<b>87.36</b>	The Columbus Knights	68.50
<b>Roughriders</b>	<b>91.24</b>	The Mighty Warriors	68.56
Big Sexy	82.88	<b>The Feds</b>	<b>107.90</b>
<b>Pigskin Princess</b>	<b>72.94</b>	The General	53.86
NO Mercy	71.24	<b>JJJammin-On-The-One</b>	<b>120.02</b>

## HARGER FANTASY FOOTBALL LEAGUE 2010

### Week 7 – Starting Points Summary

	<a href="#">Doomsday II</a>	87.36		<a href="#">Roughriders</a>	91.24
---	-----------------------------	-------	---	-----------------------------	-------

	<a href="#">The Columbus Knights</a>	68.50		<a href="#">The Mighty Warriors</a>	68.56
---	--------------------------------------	-------	---	-------------------------------------	-------

[GameCast](#) | **Final**



Actual vs Best: [Doomsday II](#) | [The Columbus Knights](#)

High Scorer: [Matt Ryan](#) (25.46 points)

[GameCast](#) | **Final**

Actual vs Best: [Roughriders](#) | [The Mighty Warriors](#)

High Scorer: [Adrian Peterson](#) (23.20 points)

	<a href="#">Big Sexy</a>	82.88		<a href="#">Pigskin Princess</a>	72.94
---	--------------------------	-------	---	----------------------------------	-------

	<a href="#">The Feds</a>	107.90		<a href="#">The General</a>	53.86
---	--------------------------	--------	---	-----------------------------	-------

[GameCast](#) | **Final**

Actual vs Best: [Big Sexy](#) | [The Feds](#)

High Scorer: [Joe Flacco](#) (21.00 points)

[GameCast](#) | **Final**

Actual vs Best: [Pigskin Princess](#) | [The General](#)

High Scorer: [Chad Ochocinco](#) (16.80 points)

	<a href="#">NO Mercy</a>	71.24			
---	--------------------------	-------	--	--	--

<a href="#">JJJammin-On-The-One</a>	120.02			
-------------------------------------	--------	--	--	--

[GameCast](#) | **Final**

Actual vs Best: [NO Mercy](#) | [JJJammin-On-The-One](#)

High Scorer: [Roddy White](#) (33.10 points)

League Average: 82.45





# Harger Fantasy Football League

## Top Quarterback Scoring

PLAYER	NFL	INJ	BYE	FA	TOTAL	AVG	7	6	5	4	3	2	1
Aaron Rodgers	GNB	-	10		143.34	20.48	19.20	22.92	17.72	19.24	23.64	26.20	14.42
Philip Rivers	SDG	-	10		141.76	20.25	16.34	12.96	24.64	17.64	26.40	23.36	20.42
Kyle Orton	DEN	-	9		132.30	18.90	16.02	14.56	20.56	21.74	23.14	20.28	16.00
Drew Brees	NOR	P	10		128.26	18.32	18.24	21.72	16.36	15.00	24.60	18.86	13.48
Peyton Manning	IND	-	7		125.64	20.94	bye	19.28	8.76	21.08	25.00	22.20	29.32
Matt Ryan	ATL	-	8		116.96	16.71	25.46	16.30	10.98	14.42	19.72	20.60	9.48
Eli Manning	NYG	-	8		114.10	16.30	25.24	15.08	22.78	5.80	13.64	12.04	19.52
Joe Flacco	BAL	-	8		107.74	15.39	21.00	19.90	15.84	13.34	22.48	7.06	8.12
Tony Romo	DAL	T	4	*	106.30	17.72	5.56	23.00	26.14	bye	19.36	16.96	15.28
Carson Palmer	CIN	-	6		101.96	16.99	28.48	bye	13.66	20.84	10.60	6.68	21.70
Donovan McNabb	WAS	-	9		96.64	13.81	10.00	11.94	18.28	11.90	14.94	21.04	8.54
Tom Brady	NWE	P	5		94.88	15.81	10.46	13.78	bye	10.72	22.68	14.92	22.32
Alex Smith	SFO	T	9	*	94.66	13.52	9.16	15.84	22.96	9.62	12.28	17.80	7.00
Matt Schaub	HOU	-	7		92.12	15.35	bye	20.50	5.84	15.78	11.64	31.08	7.28
Josh Freeman	TAM	-	4	*	90.60	15.10	16.48	12.96	16.20	bye	7.86	19.42	17.68
Shaun Hill	DET	-	7	*	90.56	15.09	bye	7.64	21.98	24.54	11.88	23.00	1.52
Ryan Fitzpatrick	BUF	-	6		90.36	15.06	30.96	bye	21.20	20.52	17.68	0.00	0.00
Sam Bradford	STL	-	9	*	88.32	12.62	12.24	12.72	6.60	19.36	12.60	13.68	11.12
Chad Henne	MIA	-	5		86.08	14.35	14.28	17.14	bye	17.20	21.62	8.56	7.28
Jay Cutler	CHI	-	8		85.42	12.20	10.24	13.50	0.00	-0.32	15.54	23.38	23.08
Matt Hasselbeck	SEA	-	5	*	82.32	13.72	11.78	13.68	bye	5.94	12.30	18.42	20.20
Mark Sanchez	NYJ	-	7	*	80.70	13.45	bye	9.92	7.64	14.44	22.24	23.00	3.46
Michael Vick	PHI	Q	8		80.66	11.52	0.00	0.00	0.00	3.66	32.64	23.06	21.30
Matt Cassel	KAN	-	4		77.26	12.88	15.72	20.84	6.34	bye	21.70	5.54	7.12
David Garrard	JAC	O	9	*	77.02	11.00	0.00	0.96	18.02	24.92	6.40	6.92	19.80
Kevin Kolb	PHI	-	8		65.10	9.30	12.04	24.14	14.82	13.14	0.00	0.00	0.96
Vince Young	TEN	Q	9	*	62.60	8.94	0.00	6.44	17.12	12.72	9.32	0.84	16.16
Brett Favre	MIN	T	4	*	61.74	10.29	9.48	7.72	19.66	bye	10.04	5.00	9.84
Jason Campbell	OAK	Q	10	*	49.22	7.03	17.66	3.42	11.06	0.00	0.00	4.38	12.70
Seneca Wallace	CLE	O	8	*	43.52	6.22	0.00	0.00	9.56	10.86	9.64	12.56	0.90
Bruce Gradkowski	OAK	Q	10	*	42.26	6.04	0.00	0.00	0.56	17.72	14.50	9.48	0.00
Ben Roethlisberger	PIT	-	5		40.96	6.83	19.18	21.78	bye	0.00	0.00	0.00	0.00
Kerry Collins	TEN	P	9	*	38.40	5.49	20.04	8.40	0.00	0.00	0.00	9.96	0.00
Derek Anderson	ARI	-	6	*	36.74	6.12	3.84	bye	0.24	0.56	11.88	4.44	15.78
Matt Moore	CAR	-	6	*	35.00	5.83	19.62	bye	-0.60	0.00	0.00	7.20	8.78
Charlie Batch	PIT	-	5	*	26.08	4.35	0.00	0.00	bye	5.04	20.04	1.00	0.00
Jimmy Clausen	CAR	-	6	*	19.26	3.21	0.00	bye	1.44	10.94	5.52	1.36	0.00
Trent Edwards	JAC	Q	9	*	19.24	2.75	0.00	5.20	0.00	0.00	0.00	3.28	10.76
Colt McCoy	CLE	-	8	*	19.20	2.74	3.76	15.44	0.00	0.00	0.00	0.00	0.00
Jon Kitna	DAL	-	4		16.48	2.75	16.48	0.00	0.00	bye	0.00	0.00	0.00
Todd Bouman	JAC	-	9	*	15.68	2.24	15.68	0.00	0.00	0.00	0.00	0.00	0.00
Drew Stanton	DET	-	7	*	14.32	2.39	bye	13.88	0.44	0.00	0.00	0.00	0.00
Jake Delhomme	CLE	D	8	*	13.06	1.87	0.00	0.00	1.88	0.00	0.00	0.00	11.18
Dennis Dixon	PIT	X	5	*	11.36	1.89	0.00	0.00	bye	0.00	0.00	2.52	8.84
Tim Tebow	DEN	-	9	*	8.50	1.21	0.00	8.30	0.00	0.00	0.00	0.00	0.20
Max Hall	ARI	-	6	*	6.56	1.09	-0.56	bye	5.72	2.28	0.00	-0.88	0.00
Josh Johnson	TAM	-	4	*	5.32	0.89	0.00	1.78	0.16	bye	3.38	0.00	0.00
Luke McCown	JAC	X	9	*	5.20	0.74	0.00	0.00	0.00	0.00	0.00	5.20	0.00
Matthew Stafford	DET	-	7	*	2.32	0.39	bye	0.00	0.00	0.00	0.00	0.00	2.32
Caleb Hanie	CHI	-	8	*	2.20	0.31	0.00	0.00	0.76	1.44	0.00	0.00	0.00
David Carr	SFO	-	9	*	1.68	0.24	1.68	0.00	0.00	0.00	0.00	0.00	0.00
Kyle Boller	OAK	-	10	*	1.10	0.16	1.10	0.00	0.00	0.00	0.00	0.00	0.00
Tyler Thigpen	MIA	-	5	*	0.80	0.13	0.00	0.00	bye	0.80	0.00	0.00	0.00
Billy Volek	SDG	-	10	*	0.32	0.05	0.00	0.00	0.00	0.32	0.00	0.00	0.00
Mark Brunell	NYJ	-	7	*	0.28	0.05	bye	0.00	0.00	0.28	0.00	0.00	0.00
Daunte Culpepper	DET	-	7	*	0.00	0.00	bye	0.00	0.00	0.00	0.00	0.00	0.00
Jeff Garcia	PHI	-	8	*	0.00	0.00	0.00	0.00	0.00	0.00	0.00	0.00	0.00
Chad Pennington	MIA	-	5	*	0.00	0.00	0.00	0.00	bye	0.00	0.00	0.00	0.00
Chris Redman	ATL	-	8	*	0.00	0.00	0.00	0.00	0.00	0.00	0.00	0.00	0.00
Marc Bulger	BAL	-	8	*	0.00	0.00	0.00	0.00	0.00	0.00	0.00	0.00	0.00
Sage Rosenfels	NYG	-	8	*	0.00	0.00	0.00	0.00	0.00	0.00	0.00	0.00	0.00
A.J. Feeley	STL	-	9	*	0.00	0.00	0.00	0.00	0.00	0.00	0.00	0.00	0.00
J.T. O'Sullivan	SDG	-	10	*	0.00	0.00	0.00	0.00	0.00	0.00	0.00	0.00	0.00
Josh McCown	CAR	-	6	*	0.00	0.00	0.00	bye	0.00	0.00	0.00	0.00	0.00
Joey Harrington	NOR	-	10	*	0.00	0.00	0.00	0.00	0.00	0.00	0.00	0.00	0.00
Patrick Ramsey	JAC	-	9	*	0.00	0.00	0.00	0.00	0.00	0.00	0.00	0.00	0.00
Byron Leftwich	PIT	-	5	*	0.00	0.00	0.00	0.00	bye	0.00	0.00	0.00	0.00
Rex Grossman	WAS	-	9	*	0.00	0.00	0.00	0.00	0.00	0.00	0.00	0.00	0.00
Chris Simms	TEN	-	9	*	0.00	0.00	0.00	0.00	0.00	0.00	0.00	0.00	0.00
J.P. Losman	SEA	-	5	*	0.00	0.00	0.00	0.00	bye	0.00	0.00	0.00	0.00
Jim Sorgi	NYG	X	8	*	0.00	0.00	0.00	0.00	0.00	0.00	0.00	0.00	0.00
Charlie Frye	OAK	X	10	*	0.00	0.00	0.00	0.00	0.00	0.00	0.00	0.00	0.00
Dan Orlovsky	HOU	-	7	*	0.00	0.00	bye	0.00	0.00	0.00	0.00	0.00	0.00
Matt Leinart	HOU	-	7	*	0.00	0.00	bye	0.00	0.00	0.00	0.00	0.00	0.00
Kellen Clemens	NYJ	-	7	*	0.00	0.00	bye	0.00	0.00	0.00	0.00	0.00	0.00
Tarvaris Jackson	MIN	-	4	*	0.00	0.00	0.00	0.00	0.00	bye	0.00	0.00	0.00



# Harger Fantasy Football League

## Top Quarterback Scoring

PLAYER	NFL	INJ	BYE	FA	TOTAL	AVG	7	6	5	4	3	2	1
Charlie Whitehurst	SEA	-	5	*	0.00	0.00	0.00	0.00	bye	0.00	0.00	0.00	0.00
Brodie Croyle	KAN	-	4	*	0.00	0.00	0.00	0.00	0.00	bye	0.00	0.00	0.00
D.J. Shockley	ATL	-	8	*	0.00	0.00	0.00	0.00	0.00	0.00	0.00	0.00	0.00
JaMarcus Russell	OAK	-	10	*	0.00	0.00	0.00	0.00	0.00	0.00	0.00	0.00	0.00
Brady Quinn	DEN	-	9	*	0.00	0.00	0.00	0.00	0.00	0.00	0.00	0.00	0.00
John Beck	WAS	-	9	*	0.00	0.00	0.00	0.00	0.00	0.00	0.00	0.00	0.00
Jeff Rowe	NWE	-	5	*	0.00	0.00	0.00	0.00	bye	0.00	0.00	0.00	0.00
Troy Smith	SFO	-	9	*	0.00	0.00	0.00	0.00	0.00	0.00	0.00	0.00	0.00
Jordan Palmer	CIN	-	6	*	0.00	0.00	0.00	bye	0.00	0.00	0.00	0.00	0.00
Tyler Palko	KAN	-	4	*	0.00	0.00	0.00	0.00	0.00	bye	0.00	0.00	0.00
Matt Gutierrez	CHI	-	8	*	0.00	0.00	0.00	0.00	0.00	0.00	0.00	0.00	0.00
Brian Brohm	BUF	-	6	*	0.00	0.00	0.00	bye	0.00	0.00	0.00	0.00	0.00
Kevin O'Connell	NYJ	X	7	*	0.00	0.00	bye	0.00	0.00	0.00	0.00	0.00	0.00
John David Booty	HOU	-	7	*	0.00	0.00	bye	0.00	0.00	0.00	0.00	0.00	0.00
Erik Ainge	NYJ	-	7	*	0.00	0.00	bye	0.00	0.00	0.00	0.00	0.00	0.00
Colt Brennan	OAK	-	10	*	0.00	0.00	0.00	0.00	0.00	0.00	0.00	0.00	0.00
Matt Flynn	GNB	-	10	*	0.00	0.00	0.00	0.00	0.00	0.00	0.00	0.00	0.00
Brett Ratliff	CLE	-	8	*	0.00	0.00	0.00	0.00	0.00	0.00	0.00	0.00	0.00
Pat White	MIA	-	5	*	0.00	0.00	0.00	0.00	bye	0.00	0.00	0.00	0.00
Stephen McGee	DAL	-	4	*	0.00	0.00	0.00	0.00	0.00	bye	0.00	0.00	0.00
Rhett Bomar	NYG	-	8	*	0.00	0.00	0.00	0.00	0.00	0.00	0.00	0.00	0.00
Nate Davis	SFO	-	9	*	0.00	0.00	0.00	0.00	0.00	0.00	0.00	0.00	0.00
Tom Brandstater	IND	-	7	*	0.00	0.00	bye	0.00	0.00	0.00	0.00	0.00	0.00
Mike Teel	CHI	-	8	*	0.00	0.00	0.00	0.00	0.00	0.00	0.00	0.00	0.00
Keith Null	JAC	-	9	*	0.00	0.00	0.00	0.00	0.00	0.00	0.00	0.00	0.00
Curtis Painter	IND	-	7	*	0.00	0.00	bye	0.00	0.00	0.00	0.00	0.00	0.00
Brian Hoyer	NWE	-	5	*	0.00	0.00	0.00	0.00	bye	0.00	0.00	0.00	0.00
Chase Daniel	NOR	-	10	*	0.00	0.00	0.00	0.00	0.00	0.00	0.00	0.00	0.00
Richard Bartel	WAS	-	9	*	0.00	0.00	0.00	0.00	0.00	0.00	0.00	0.00	0.00
Drew Willy	IND	-	7	*	0.00	0.00	bye	0.00	0.00	0.00	0.00	0.00	0.00
Mike Kafka	PHI	-	8	*	0.00	0.00	0.00	0.00	0.00	0.00	0.00	0.00	0.00
John Skelton	ARI	-	6	*	0.00	0.00	0.00	bye	0.00	0.00	0.00	0.00	0.00
Jonathan Crompton	SDG	-	10	*	0.00	0.00	0.00	0.00	0.00	0.00	0.00	0.00	0.00
Rusty Smith	TEN	-	9	*	0.00	0.00	0.00	0.00	0.00	0.00	0.00	0.00	0.00
Dan LeFevour	CIN	-	6	*	0.00	0.00	0.00	bye	0.00	0.00	0.00	0.00	0.00
Joe Webb	MIN	-	4	*	0.00	0.00	0.00	0.00	0.00	bye	0.00	0.00	0.00
Tony Pike	CAR	-	6	*	0.00	0.00	0.00	bye	0.00	0.00	0.00	0.00	0.00
Levi Brown	BUF	-	6	*	0.00	0.00	0.00	bye	0.00	0.00	0.00	0.00	0.00
Sean Canfield	NOR	-	10	*	0.00	0.00	0.00	0.00	0.00	0.00	0.00	0.00	0.00
Zac Robinson	SEA	-	5	*	0.00	0.00	0.00	0.00	bye	0.00	0.00	0.00	0.00
Jevan Snead	TAM	-	4	*	0.00	0.00	0.00	0.00	0.00	bye	0.00	0.00	0.00
Jarrett Brown	SFO	-	9	*	0.00	0.00	0.00	0.00	0.00	0.00	0.00	0.00	0.00
Tim Hiller	IND	-	7	*	0.00	0.00	bye	0.00	0.00	0.00	0.00	0.00	0.00
Hunter Cantwell	BAL	-	8	*	0.00	0.00	0.00	0.00	0.00	0.00	0.00	0.00	0.00
Todd Collins	CHI	-	8	*	-1.36	-0.19	0.00	0.00	-2.72	0.44	0.92	0.00	0.00



# Harger Fantasy Football League

## Top Running Back Scoring

PLAYER	NFL	INJ	BYE	FA	TOTAL	AVG	7	6	5	4	3	2	1
Arian Foster	HOU	-	7		122.30	20.38	bye	21.70	2.70	30.70	11.60	13.80	41.80
Adrian Peterson	MIN	-	4		112.80	18.80	23.20	13.10	10.80	bye	31.00	24.60	10.10
Chris Johnson	TEN	P	9		112.80	16.11	7.30	19.10	25.20	5.40	24.50	4.30	27.00
Darren McFadden	OAK	Q	10		111.00	15.86	43.60	0.00	0.00	12.90	18.20	15.30	21.00
Frank Gore	SFO	-	9		107.40	15.34	15.90	14.90	11.30	13.70	14.50	28.80	8.30
LeSean McCoy	PHI	P	8		106.00	15.14	10.20	8.50	19.80	16.40	6.10	30.80	14.20
Peyton Hillis	CLE	P	8		99.82	14.26	13.52	9.00	12.70	17.00	24.00	12.10	11.50
Matt Forte	CHI	-	8		99.50	14.21	6.30	11.10	30.80	3.30	4.30	12.60	31.10
Ahmad Bradshaw	NYG	-	8		95.30	13.61	12.80	14.30	8.90	19.30	16.80	8.90	14.30
Steven Jackson	STL	T	9		90.20	12.89	14.50	17.10	12.60	12.40	12.40	12.50	8.70
LaDainian Tomlinson	NYJ	-	7		89.70	14.95	bye	18.70	10.70	27.50	14.80	10.20	7.80
Rashard Mendenhall	PIT	-	5		88.00	14.67	4.30	15.90	bye	20.80	20.30	7.20	19.50
Michael Turner	ATL	-	8		84.00	12.00	26.40	4.90	14.00	7.80	18.50	7.50	4.90
Jahvid Best	DET	-	7		83.20	13.87	bye	4.70	10.40	7.40	3.90	41.20	15.60
Maurice Jones-Drew	JAC	-	9		82.00	11.71	18.10	6.50	9.30	24.10	8.90	3.80	11.30
Ray Rice	BAL	P	8		78.20	11.17	7.30	12.60	27.90	2.90	9.60	11.70	6.20
Jamaal Charles	KAN	-	4		72.90	12.15	13.10	11.70	9.10	bye	15.40	7.60	16.00
Mike Tolbert	SDG	-	10	*	71.00	10.14	7.80	6.30	8.50	16.30	8.00	21.50	2.60
Cedric Benson	CIN	-	6		70.10	11.68	6.60	bye	18.30	6.00	21.00	7.80	10.40
Joseph Addai	IND	-	7		69.40	11.57	bye	17.80	8.90	20.20	3.90	11.30	7.30
Thomas Jones	KAN	-	4		65.70	10.95	18.50	17.00	1.90	bye	15.60	8.80	3.90
Brandon Jackson	GNB	-	10	*	63.30	9.04	16.40	8.20	14.00	3.40	3.90	9.90	7.50
Brandon Jacobs	NYG	-	8		59.80	8.54	12.50	15.50	10.10	12.60	1.80	0.80	6.50
Ryan Torain	WAS	-	9		58.70	8.39	11.50	22.90	6.70	13.00	4.60	0.00	0.00
Knowshon Moreno	DEN	-	9		55.00	7.86	21.00	3.80	0.00	0.00	0.00	17.80	12.40
Jason Snelling	ATL	-	8	*	54.60	7.80	1.90	2.70	2.00	3.60	7.00	36.60	0.80
Michael Bush	OAK	-	10		50.80	7.26	12.50	5.90	19.50	11.60	1.30	0.00	0.00
BenJarvus Green-Ellis	NWE	-	5		50.50	8.42	8.40	8.00	bye	13.60	16.40	1.90	2.20
Justin Forsett	SEA	-	5		48.90	8.15	7.20	13.60	bye	7.50	9.40	5.20	6.00
DeAngelo Williams	CAR	-	6		47.20	7.87	5.30	bye	5.90	16.00	6.40	7.40	6.20
Willis McGahee	BAL	-	8	*	44.10	6.30	13.40	0.00	12.70	9.10	2.90	1.00	5.00
Tim Hightower	ARI	-	6	*	44.10	7.35	5.30	bye	0.60	2.40	4.00	18.40	13.40
Ronnie Brown	MIA	-	5		43.60	7.27	3.40	7.50	bye	5.60	5.30	7.30	14.50
Carnell Williams	TAM	-	4		41.30	6.88	10.60	7.10	3.30	bye	4.60	5.90	9.80
Felix Jones	DAL	-	4		40.70	6.78	6.20	9.30	12.60	bye	4.30	1.90	6.40
Ryan Mathews	SDG	P	10		39.70	5.67	2.20	7.60	5.90	12.80	0.00	4.50	6.70
Shonn Greene	NYJ	-	7		39.00	6.50	bye	4.30	11.70	11.70	3.60	6.00	1.70
Ricky Williams	MIA	-	5		38.20	6.37	4.80	6.30	bye	16.10	2.80	2.00	6.20
Danny Woodhead	NWE	-	5		37.60	6.27	5.20	11.50	bye	10.70	10.20	0.00	0.00
Marshawn Lynch	SEA	-	5		36.30	6.05	8.90	11.30	bye	-0.20	8.60	6.40	1.30
Clinton Portis	WAS	O	9	*	35.60	5.09	0.00	0.00	0.00	8.10	5.80	15.30	6.40
Derrick Ward	HOU	-	7		34.70	5.78	bye	13.00	7.30	14.00	0.40	0.00	0.00
Pierre Thomas	NOR	O	10		34.00	4.86	0.00	0.00	0.00	0.00	9.10	10.30	14.60
Jonathan Stewart	CAR	-	6		33.50	5.58	2.90	bye	3.40	13.60	8.10	4.30	1.20
Chris Ivory	NOR	-	10		32.20	4.60	4.80	17.50	3.90	5.70	0.30	0.00	0.00
Earnest Graham	TAM	Q	4	*	29.70	4.95	0.00	0.00	12.50	bye	7.00	9.40	0.80
Darren Sproles	SDG	-	10	*	29.50	4.21	7.70	5.70	3.30	0.70	1.60	10.00	0.50
Fred Jackson	BUF	-	6		29.00	4.83	7.70	bye	6.60	2.10	0.80	9.90	1.90
Correll Buckhalter	DEN	-	9	*	27.50	3.93	0.00	2.00	2.50	10.10	4.50	7.90	0.50
C.J. Spiller	BUF	-	6	*	27.10	4.52	2.30	bye	3.40	1.50	15.90	2.60	1.40
Marion Barber	DAL	-	4		26.90	4.48	1.30	4.60	1.90	bye	12.00	3.10	4.00
Ladell Betts	NOR	-	10	*	26.40	3.77	4.80	8.60	6.00	7.00	0.00	0.00	0.00
Kenneth Darby	STL	-	9	*	25.40	3.63	3.80	0.00	1.70	8.00	11.70	0.00	0.20
Chris Wells	ARI	-	6	*	25.40	4.23	11.40	bye	4.00	2.50	7.50	0.00	0.00
Javon Ringer	TEN	-	9		24.70	3.53	0.90	5.00	1.40	5.00	3.00	0.10	9.30
John Kuhn	GNB	-	10	*	23.90	3.41	1.20	0.90	1.70	3.90	5.10	3.60	7.50
Chester Taylor	CHI	-	8		23.80	3.40	3.00	3.50	5.40	2.20	0.90	1.50	7.30
Leon Washington	SEA	-	5	*	17.80	2.97	0.00	0.00	bye	2.90	12.00	1.70	1.20
LaRod Stephens-Howling	ARI	-	6	*	17.50	2.92	1.30	bye	0.80	0.40	6.00	2.50	6.50
Donald Brown	IND	-	7	*	16.70	2.78	bye	0.00	0.00	0.00	1.20	14.80	0.70
Rashad Jennings	JAC	-	9	*	16.60	2.37	0.00	0.00	0.00	1.50	3.30	8.80	3.00
Mike Hart	IND	-	7	*	16.20	2.70	bye	4.30	11.50	0.00	0.00	0.40	0.00
LeGarrette Blount	TAM	-	4	*	16.20	2.70	7.20	0.00	0.30	bye	8.70	0.00	0.00
Reggie Bush	NOR	O	10	*	14.10	2.01	0.00	0.00	0.00	0.00	0.00	9.40	4.70
Bernard Scott	CIN	-	6	*	14.00	2.33	5.70	bye	-0.60	0.70	1.50	1.70	5.00
Le'Ron McClain	BAL	-	8	*	13.10	1.87	3.50	1.10	2.40	2.00	2.20	0.80	1.10
Mike Goodson	CAR	-	6	*	13.10	2.18	0.00	bye	0.00	0.00	4.70	5.30	3.10
Keiland Williams	WAS	-	9	*	13.00	1.86	0.00	9.10	1.00	0.00	1.40	1.50	0.00
Laurence Maroney	DEN	-	9	*	12.40	1.77	0.00	1.80	2.70	1.50	6.40	0.00	0.00
Jerome Harrison	PHI	-	8	*	12.30	1.76	0.00	0.00	0.60	0.00	0.00	5.80	5.90
Isaac Redman	PIT	-	5	*	11.60	1.93	0.90	3.10	bye	0.60	4.00	1.10	1.90
Deji Karim	JAC	-	9	*	11.20	1.60	3.00	1.20	7.00	0.00	0.00	0.00	0.00
Mike Sellers	WAS	Q	9	*	11.00	1.57	1.50	1.70	2.20	0.50	1.10	3.80	0.20
Kevin Faulk	NWE	X	5	*	10.70	1.78	0.00	0.00	bye	0.00	0.00	3.70	7.00
Steve Slaton	HOU	-	7	*	10.50	1.75	bye	0.00	0.00	4.50	1.70	1.40	2.90
Fred Taylor	NWE	O	5	*	10.40	1.73	0.00	0.00	bye	0.00	1.60	1.10	7.70



# Harger Fantasy Football League

## Top Running Back Scoring

PLAYER	NFL	INJ	BYE	FA	TOTAL	AVG	7	6	5	4	3	2	1
Brian Leonard	CIN	O	6	*	10.20	1.70	0.00	bye	0.90	7.10	2.20	0.00	0.00
Jacob Hester	SDG	-	10	*	9.80	1.40	0.20	0.90	2.20	5.00	0.20	0.70	0.60
Heath Evans	NOR	-	10	*	9.50	1.36	0.20	6.40	0.00	0.40	0.00	1.80	0.70
Owen Schmitt	PHI	-	8	*	9.50	1.36	0.60	0.00	1.90	4.30	0.60	2.10	0.00
Kevin Smith	DET	-	7	*	8.40	1.40	bye	1.70	3.30	3.40	0.00	0.00	0.00
Chris Gronkowski	DAL	-	4	*	8.30	1.38	0.00	1.00	0.00	bye	0.00	7.30	0.00
Jackie Battle	KAN	-	4	*	8.10	1.35	7.20	0.00	0.00	bye	0.90	0.00	0.00
Julius Jones	NOR	P	10	*	7.50	1.07	0.70	3.80	0.00	0.00	0.00	1.20	1.80
Anthony Dixon	SFO	-	9	*	7.40	1.06	0.00	0.90	0.00	0.30	0.00	6.20	0.00
Mewelde Moore	PIT	-	5	*	7.20	1.20	5.90	0.10	bye	0.00	0.80	0.10	0.30
Michael Robinson	SEA	-	5	*	6.52	1.09	1.00	0.30	bye	1.82	0.00	2.20	1.20
Maurice Morris	DET	-	7	*	6.40	1.07	bye	0.00	0.00	0.00	4.10	0.80	1.50
Ovie Mughelli	ATL	-	8	*	6.00	0.86	0.00	0.20	0.20	0.20	2.90	2.50	0.00
Toby Gerhart	MIN	-	4	*	5.80	0.97	3.00	0.40	0.70	bye	0.20	1.50	0.00
Lousaka Polite	MIA	Q	5	*	5.70	0.95	0.40	0.70	bye	0.00	1.80	1.00	1.80
Vonta Leach	HOU	-	7	*	5.60	0.93	bye	0.00	1.80	0.00	1.80	2.00	0.00
Jerome Felton	DET	-	7	*	5.00	0.83	bye	0.80	0.70	1.80	1.00	0.00	0.70
Sammy Morris	NWE	-	5	*	4.80	0.80	0.20	0.30	bye	0.30	1.90	1.90	0.20
Ryan Grant	GNB	X	10	*	4.50	0.64	0.00	0.00	0.00	0.00	0.00	0.00	4.50
Eldra Buckley	PHI	-	8	*	4.00	0.57	0.00	4.00	0.00	0.00	0.00	0.00	0.00
Spencer Larsen	DEN	-	9	*	3.80	0.54	2.90	0.10	0.00	0.00	0.00	0.40	0.40
Mike Bell	CLE	-	8	*	3.60	0.51	0.00	0.30	0.80	1.10	1.40	0.00	0.00
Keith Toston	STL	-	9	*	3.20	0.46	0.70	0.00	0.00	0.30	2.20	0.00	0.00
Brian Westbrook	SFO	-	9	*	3.10	0.44	0.00	1.90	0.60	0.00	0.60	0.00	0.00
Rock Cartwright	OAK	-	10	*	2.70	0.39	1.70	0.00	0.00	0.00	0.00	0.00	1.00
Ahmad Hall	TEN	-	9	*	2.40	0.34	0.00	0.10	0.00	0.70	0.00	1.30	0.30
Gartrell Johnson	ATL	-	8	*	2.30	0.33	2.30	0.00	0.00	0.00	0.00	0.00	0.00
Aaron Brown	DET	-	7	*	2.30	0.38	bye	0.00	0.00	0.00	0.00	2.30	0.00
Danny Ware	NYG	P	8	*	2.00	0.29	0.00	0.00	0.00	0.00	0.00	2.00	0.00
Lawrence Vickers	CLE	-	8	*	1.80	0.26	0.40	0.10	1.30	0.00	0.00	0.00	0.00
Kareem Huggins	TAM	X	4	*	1.80	0.30	0.00	1.40	0.40	bye	0.00	0.00	0.00
Jerious Norwood	ATL	X	8	*	1.70	0.24	0.00	0.00	0.00	0.00	0.00	0.00	1.70
Moran Norris	SFO	-	9	*	1.60	0.23	0.00	0.00	0.00	0.80	0.00	0.50	0.30
Mike Karney	STL	-	9	*	1.60	0.23	0.20	0.40	0.00	0.00	0.50	0.10	0.40
Michael Bennett	OAK	Q	10	*	1.50	0.21	0.00	0.00	0.00	0.00	0.00	0.00	1.50
Tashard Choice	DAL	-	4	*	1.50	0.25	0.00	0.00	0.00	bye	0.40	0.50	0.60
Corey McIntyre	BUF	-	6	*	1.30	0.22	0.90	bye	0.10	0.10	0.00	0.20	0.00
Albert Young	MIN	-	4	*	1.30	0.22	0.00	0.00	0.00	bye	0.00	0.00	1.30
Joe McKnight	NYJ	-	7	*	1.20	0.20	bye	0.00	0.00	1.20	0.00	0.00	0.00
Quinn Johnson	GNB	-	10	*	1.10	0.16	0.00	0.00	0.00	0.00	0.00	1.10	0.00
Tony Richardson	NYJ	-	7	*	0.90	0.15	bye	0.00	0.00	0.00	0.00	0.00	0.90
Larry Johnson	WAS	-	9	*	0.90	0.13	0.00	0.00	0.00	0.00	0.00	0.00	0.90
Greg Jones	JAC	-	9	*	0.90	0.13	0.00	0.00	0.00	0.40	0.00	0.50	0.00
James Davis	CLE	-	8	*	0.90	0.13	0.00	0.00	0.00	0.00	0.90	0.00	0.00
John Conner	NYJ	-	7	*	0.90	0.15	bye	0.00	0.70	0.20	0.00	0.00	0.00
Madison Hedgecock	NYG	O	8	*	0.80	0.11	0.00	0.00	0.00	0.10	0.70	0.00	0.00
Tony Fiammetta	CAR	-	6	*	0.70	0.12	0.00	bye	0.30	0.40	0.00	0.00	0.00
Dimitri Nance	GNB	-	10	*	0.60	0.09	0.00	0.00	0.00	0.00	0.00	0.60	0.00
Jason Wright	ARI	-	6	*	0.10	0.02	-1.00	bye	0.00	0.00	0.80	0.30	0.00
Naufahu Tahii	MIN	-	4	*	0.10	0.02	0.00	0.00	0.00	bye	0.00	0.10	0.00
Warrick Dunn	TAM	-	4	*	0.00	0.00	0.00	0.00	0.00	bye	0.00	0.00	0.00
Michael Pittman	DEN	-	9	*	0.00	0.00	0.00	0.00	0.00	0.00	0.00	0.00	0.00
Ahman Green	GNB	-	10	*	0.00	0.00	0.00	0.00	0.00	0.00	0.00	0.00	0.00
Edgerrin James	SEA	-	5	*	0.00	0.00	0.00	0.00	bye	0.00	0.00	0.00	0.00
Jamal Lewis	CLE	-	8	*	0.00	0.00	0.00	0.00	0.00	0.00	0.00	0.00	0.00
LaMont Jordan	DEN	-	9	*	0.00	0.00	0.00	0.00	0.00	0.00	0.00	0.00	0.00
Deuce McAllister	NOR	-	10	*	0.00	0.00	0.00	0.00	0.00	0.00	0.00	0.00	0.00
Dominic Rhodes	BUF	-	6	*	0.00	0.00	0.00	bye	0.00	0.00	0.00	0.00	0.00
Rudi Johnson	DET	-	7	*	0.00	0.00	bye	0.00	0.00	0.00	0.00	0.00	0.00
Brian Allen	SFO	-	9	*	0.00	0.00	0.00	0.00	0.00	0.00	0.00	0.00	0.00
Chris Massey	STL	-	9	*	0.00	0.00	0.00	0.00	0.00	0.00	0.00	0.00	0.00
Jason McKie	NOR	-	10	*	0.00	0.00	0.00	0.00	0.00	0.00	0.00	0.00	0.00
DeShaun Foster	SFO	-	9	*	0.00	0.00	0.00	0.00	0.00	0.00	0.00	0.00	0.00
T.J. Duckett	SEA	-	5	*	0.00	0.00	0.00	0.00	bye	0.00	0.00	0.00	0.00
Jeremy Allen	ATL	-	8	*	0.00	0.00	0.00	0.00	0.00	0.00	0.00	0.00	0.00
Adrian Peterson	SEA	-	5	*	0.00	0.00	0.00	0.00	bye	0.00	0.00	0.00	0.00
B.J. Askew	TAM	-	4	*	0.00	0.00	0.00	0.00	0.00	bye	0.00	0.00	0.00
Chris Brown	HOU	-	7	*	0.00	0.00	bye	0.00	0.00	0.00	0.00	0.00	0.00
Justin Fargas	DEN	-	9	*	0.00	0.00	0.00	0.00	0.00	0.00	0.00	0.00	0.00
Dan Klecko	ATL	-	8	*	0.00	0.00	0.00	0.00	0.00	0.00	0.00	0.00	0.00
Justin Griffith	HOU	X	7	*	0.00	0.00	bye	0.00	0.00	0.00	0.00	0.00	0.00
Chris Perry	CIN	-	6	*	0.00	0.00	0.00	bye	0.00	0.00	0.00	0.00	0.00
Kevin Jones	CHI	-	8	*	0.00	0.00	0.00	0.00	0.00	0.00	0.00	0.00	0.00
Tatum Bell	DEN	-	9	*	0.00	0.00	0.00	0.00	0.00	0.00	0.00	0.00	0.00
Willie Parker	WAS	-	9	*	0.00	0.00	0.00	0.00	0.00	0.00	0.00	0.00	0.00
J.J. Arrington	PHI	-	8	*	0.00	0.00	0.00	0.00	0.00	0.00	0.00	0.00	0.00



# Harger Fantasy Football League

## Top Wide Receiver Scoring

PLAYER	NFL	INJ	BYE	FA	TOTAL	AVG	7	6	5	4	3	2	1
Roddy White	ATL	-	8		105.70	15.10	33.10	8.30	16.10	10.40	12.90	13.80	11.10
Hakeem Nicks	NYG	Q	8		100.50	14.36	22.80	0.80	25.00	11.00	5.60	9.80	25.50
Brandon Lloyd	DEN	T	9		88.90	12.70	4.60	7.40	25.50	11.50	22.90	5.30	11.70
Kenny Britt	TEN	T	9		87.40	12.49	40.50	9.30	14.60	8.30	8.60	6.10	0.00
Austin Collie	IND	O	7		85.30	14.22	bye	11.70	4.80	9.90	29.10	8.50	21.30
Jeremy Maclin	PHI	-	8		84.30	12.04	5.60	27.90	9.50	1.50	20.30	8.60	10.90
Anquan Boldin	BAL	-	8		82.00	11.71	15.20	12.20	0.80	7.10	32.20	3.50	11.00
Calvin Johnson	DET	-	7		76.10	12.68	bye	20.60	11.40	20.80	5.80	13.00	4.50
Terrell Owens	CIN	-	6		74.40	12.40	14.80	bye	16.20	28.20	4.20	5.70	5.30
Reggie Wayne	IND	-	7		71.20	11.87	bye	7.10	7.50	18.60	6.50	15.60	15.90
DeSean Jackson	PHI	O	8		70.20	10.03	0.00	19.80	3.20	2.10	22.10	20.00	3.00
Malcolm Floyd	SDG	D	10		69.30	9.90	0.00	1.50	27.30	4.50	15.70	15.50	4.80
Greg Jennings	GNB	-	10		69.00	9.86	13.40	19.30	2.20	8.50	7.80	3.60	14.20
Steve Johnson	BUF	-	6		67.20	11.20	21.80	bye	16.60	9.10	12.60	3.10	4.00
Percy Harvin	MIN	P	4		66.30	11.05	16.60	9.90	21.70	bye	13.50	3.20	1.40
Santana Moss	WAS	-	9		65.30	9.33	12.10	7.70	11.80	0.50	17.40	8.10	7.70
Miles Austin	DAL	-	4		64.80	10.80	3.80	1.20	23.00	bye	2.00	14.20	20.60
Dwayne Bowe	KAN	-	4		64.10	10.68	20.10	22.80	3.30	bye	12.10	4.50	1.30
Andre Johnson	HOU	-	7		60.80	10.13	bye	19.80	9.50	0.00	6.40	21.80	3.30
Braylon Edwards	NYJ	-	7		60.70	10.12	bye	10.60	7.00	14.60	14.70	12.50	1.30
Randy Moss	MIN	-	4		60.50	8.64	9.00	5.50	14.10	bye	16.20	9.80	5.90
Roy Williams	DAL	-	4		59.60	9.93	0.00	14.80	14.70	bye	23.70	4.30	2.10
Mike Wallace	PIT	-	5		59.40	9.90	11.30	15.00	bye	2.50	21.90	2.50	6.20
Steve Smith	NYG	-	8		59.10	8.44	16.10	7.00	14.90	3.00	10.30	3.50	4.30
Brandon Marshall	MIA	-	5		58.70	9.78	5.70	12.70	bye	5.00	22.90	7.10	5.30
Dez Bryant	DAL	P	4	*	56.50	9.42	23.40	9.10	2.20	bye	5.00	11.20	5.60
Lance Moore	NOR	-	10		54.70	7.81	4.30	11.70	0.80	8.70	26.90	0.00	2.30
Chad Ochocinco	CIN	-	6		54.40	9.07	16.80	bye	2.00	5.90	3.40	4.40	21.90
Johnny Knox	CHI	-	8		54.00	7.71	14.60	12.00	1.40	2.60	9.60	8.60	5.20
Hines Ward	PIT	-	5		52.80	8.80	19.10	11.40	bye	1.40	9.20	0.90	10.80
Lee Evans	BUF	-	6		52.60	8.77	28.50	bye	14.70	0.60	5.40	0.00	3.40
Eddie Royal	DEN	Q	9		52.60	7.51	2.60	5.00	3.10	17.30	2.30	12.50	9.80
Davone Bess	MIA	-	5		52.50	8.75	12.60	9.70	bye	15.30	8.60	1.20	5.10
Mike Williams	TAM	-	4		52.50	8.75	8.20	4.50	14.90	bye	4.50	11.40	9.00
Jabar Gaffney	DEN	-	9		52.20	7.46	5.40	8.10	8.70	5.10	14.00	1.50	9.40
Marques Colston	NOR	-	10		51.20	7.31	17.20	5.30	9.70	3.60	2.50	6.70	6.20
Mario Manningham	NYG	-	8	*	51.10	7.30	10.00	11.10	0.00	0.00	7.80	13.70	8.50
Donald Driver	GNB	P	10		48.70	6.96	0.00	3.10	5.80	14.90	6.10	9.80	9.00
Wes Welker	NWE	T	5		47.50	7.92	2.50	5.30	bye	7.00	4.50	9.80	18.40
Michael Crabtree	SFO	-	9		45.20	6.46	3.10	11.70	16.50	5.80	3.70	3.20	1.20
Larry Fitzgerald	ARI	-	6		45.10	7.52	3.00	bye	9.30	5.60	8.60	8.30	10.30
Kevin Walter	HOU	-	7		44.60	7.43	bye	0.00	2.40	3.50	9.40	20.40	8.90
Louis Murphy	OAK	-	10	*	44.00	6.29	2.90	4.70	6.10	0.50	11.90	15.10	2.80
Mark Clayton	STL	X	9	*	43.20	6.17	0.00	0.00	0.60	7.80	8.50	14.40	11.90
Danny Amendola	STL	-	9		42.20	6.03	11.00	1.90	8.50	4.60	5.60	3.90	6.70
Derrick Mason	BAL	P	8		41.70	5.96	4.80	10.00	4.70	8.00	3.00	9.10	2.10
Nate Washington	TEN	-	9	*	41.40	5.91	0.70	0.90	8.40	4.20	3.00	9.40	14.80
Mike Sims-Walker	JAC	P	9		40.90	5.84	9.80	1.60	10.60	0.00	3.40	15.50	0.00
Mike Williams	SEA	-	5		40.80	6.80	14.70	12.30	bye	3.20	3.50	0.70	6.40
Mike Thomas	JAC	-	9	*	39.70	5.67	-1.00	8.80	9.40	8.70	0.70	4.20	8.90
Devin Hester	CHI	-	8	*	38.80	5.54	3.50	8.60	1.00	2.70	7.60	13.70	1.70
Jordan Shipley	CIN	-	6	*	38.10	6.35	19.10	bye	0.00	2.90	3.70	4.20	8.20
Deion Branch	NWE	-	5		35.90	5.98	3.90	15.80	bye	1.00	5.00	3.10	7.10
David Gettis	CAR	-	6	*	35.80	5.97	24.50	bye	2.60	3.70	3.20	1.80	0.00
Robert Meachem	NOR	-	10		34.20	4.89	3.30	13.10	11.70	2.30	0.50	0.00	3.30
Roscoe Parrish	BUF	-	6	*	33.60	5.60	5.50	bye	5.80	0.70	8.30	3.80	9.50
Anthony Armstrong	WAS	-	9	*	33.60	4.80	4.20	4.60	14.40	5.70	0.00	3.60	1.10
Steve Smith	CAR	P	6		33.40	5.57	4.00	bye	0.00	1.10	2.20	12.60	13.50
James Jones	GNB	-	10	*	33.40	4.77	10.70	0.00	6.50	1.50	4.50	9.20	1.00
Dexter McCluster	KAN	-	4	*	32.70	5.45	6.90	4.00	1.80	bye	12.80	0.30	6.90
Buster Davis	SDG	P	10	*	31.90	4.56	5.30	9.90	1.10	0.00	8.20	4.80	2.60
Joshua Cribbs	CLE	P	8	*	30.56	4.37	1.00	0.10	2.30	3.30	7.80	13.50	2.56
Josh Morgan	SFO	P	9	*	30.20	4.31	3.80	4.90	2.10	2.00	7.20	7.00	3.20
Patrick Crayton	SDG	-	10		29.30	4.19	8.20	11.70	2.20	0.00	5.70	1.50	0.00
Deon Butler	SEA	-	5	*	29.10	4.85	4.10	10.70	bye	2.00	0.00	5.00	7.30
Devery Henderson	NOR	-	10	*	28.70	4.10	2.00	0.00	6.10	5.70	2.30	2.80	9.80
Demaryius Thomas	DEN	-	9	*	28.50	4.07	-0.30	7.70	0.20	0.90	4.30	15.70	0.00
Brian Hartline	MIA	-	5	*	28.10	4.68	4.70	4.10	bye	2.10	8.40	8.80	0.00
Brandon Tate	NWE	-	5	*	27.50	4.58	0.30	2.20	bye	9.90	3.80	1.70	9.60
Pierre Garcon	IND	-	7		27.40	4.57	bye	16.30	5.70	0.00	0.00	1.10	4.30
Jacoby Jones	HOU	-	7	*	25.00	4.17	bye	4.50	0.00	1.20	5.10	11.30	2.90
Legedu Naanee	SDG	D	10		24.90	3.56	0.00	0.00	0.00	0.40	6.10	1.40	17.00
Steve Breaston	ARI	Q	6	*	24.70	4.12	0.00	bye	0.00	0.00	10.50	1.00	13.20
Jason Avant	PHI	-	8	*	24.00	3.43	6.00	6.20	1.30	3.10	0.00	3.30	4.10
Harry Douglas	ATL	-	8	*	23.40	3.34	0.00	3.20	1.70	11.90	0.10	2.60	3.90
Nate Burleson	DET	-	7	*	23.20	3.87	bye	9.30	11.60	0.00	0.00	0.40	1.90



## Top Wide Receiver Scoring

PLAYER	NFL	INJ	BYE	FA	TOTAL	AVG	7	6	5	4	3	2	1
Brandon Gibson	STL	-	9	*	22.10	3.16	1.10	3.30	3.40	11.00	3.30	0.00	0.00
Jerricho Cotchery	NYJ	-	7		22.00	3.67	bye	1.80	4.60	2.60	2.00	9.20	1.80
Earl Bennett	CHI	-	8	*	21.10	3.01	7.60	5.50	0.40	2.60	2.10	2.90	0.00
Michael Spurlock	TAM	-	4	*	20.90	3.48	0.50	6.00	2.50	bye	1.00	0.00	10.90
Chansi Stuckey	CLE	-	8	*	20.50	2.93	1.60	3.80	5.40	5.60	0.00	1.10	3.00
Brian Finneran	ATL	-	8	*	19.50	2.79	6.80	0.00	0.00	3.60	0.00	9.10	0.00
T.J. Houshmandzadeh	BAL	-	8	*	18.80	2.69	0.00	2.40	2.40	10.90	0.40	0.00	2.70
Sammie Stroughter	TAM	-	4	*	17.70	2.95	3.80	5.10	3.90	bye	1.70	0.00	3.20
Mohamed Massaquoi	CLE	O	8	*	17.50	2.50	0.00	0.00	5.50	0.50	0.00	0.90	10.60
Brandon LaFell	CAR	-	6	*	17.40	2.90	9.10	bye	1.60	0.10	4.40	0.00	2.20
Jordy Nelson	GNB	-	10	*	16.40	2.34	2.50	6.40	4.20	-2.00	2.00	2.60	0.70
Darrius Heyward-Bey	OAK	-	10	*	16.10	2.30	0.00	1.90	0.00	0.20	4.90	8.00	1.10
Brad Smith	NYJ	-	7	*	15.32	2.55	bye	1.80	0.40	5.22	5.20	0.00	2.70
David Nelson	BUF	-	6	*	14.50	2.42	2.50	bye	2.30	7.50	0.00	0.00	2.20
Justin Gage	TEN	Q	9	*	14.30	2.04	0.00	0.00	0.00	3.00	3.90	7.40	0.00
Joey Galloway	WAS	-	9	*	13.90	1.99	0.00	1.80	2.80	0.50	0.00	8.80	0.00
Danario Alexander	STL	-	9		13.80	1.97	0.60	13.20	0.00	0.00	0.00	0.00	0.00
Riley Cooper	PHI	P	8	*	13.10	1.87	11.10	0.00	0.00	0.00	0.00	2.00	0.00
Blair White	IND	-	7	*	12.60	2.10	bye	1.90	0.00	2.00	8.70	0.00	0.00
Michael Jenkins	ATL	-	8	*	12.40	1.77	2.50	9.90	0.00	0.00	0.00	0.00	0.00
Greg Camarillo	MIN	-	4	*	12.30	2.05	0.00	7.50	0.00	bye	1.60	0.30	2.90
Golden Tate	SEA	-	5	*	11.60	1.93	0.00	0.00	bye	3.10	3.30	5.20	0.00
Devin Aromashodu	CHI	-	8	*	11.10	1.59	0.00	4.00	0.00	0.00	0.00	0.00	7.10
Tiquan Underwood	JAC	-	9	*	10.40	1.49	3.00	1.10	0.00	4.10	2.20	0.00	0.00
Ben Obomanu	SEA	-	5	*	10.30	1.72	0.70	0.00	bye	0.00	0.00	9.00	0.60
Damian Williams	TEN	-	9	*	10.30	1.47	2.50	4.80	3.00	0.00	0.00	0.00	0.00
Laurent Robinson	STL	-	9	*	10.20	1.46	0.90	0.00	1.10	0.00	0.00	0.40	7.80
Antwaan Randle El	PIT	-	5	*	9.60	1.60	1.30	1.10	bye	5.00	1.40	0.00	0.80
Brandon Stokley	SEA	X	5	*	9.50	1.58	1.60	1.70	bye	6.20	0.00	0.00	0.00
Kassim Osgood	JAC	-	9	*	9.20	1.31	0.00	0.00	0.00	0.30	0.50	0.00	8.40
Santonio Holmes	NYJ	-	7		9.20	1.53	bye	5.10	4.10	0.00	0.00	0.00	0.00
Greg Lewis	MIN	-	4	*	8.90	1.48	0.00	0.00	3.30	bye	3.00	1.40	1.20
Dominique Zeigler	SFO	-	9	*	8.80	1.26	0.00	0.60	3.20	0.00	3.80	0.20	1.00
Arrelious Benn	TAM	-	4	*	8.00	1.33	0.90	1.30	2.50	bye	3.30	0.00	0.00
Chris Chambers	KAN	T	4	*	7.60	1.27	0.00	0.00	2.30	bye	0.60	3.30	1.40
Stephen Williams	ARI	P	6	*	7.50	1.25	0.00	bye	0.60	3.20	1.10	2.60	0.00
Bernard Berrian	MIN	-	4	*	7.20	1.20	3.00	0.40	0.00	bye	1.10	2.40	0.30
Bryant Johnson	DET	-	7	*	7.10	1.18	bye	2.00	0.00	2.30	0.00	0.40	2.40
Stefan Logan	DET	-	7	*	7.10	1.18	bye	0.00	6.00	0.00	1.10	0.00	0.00
Ted Ginn Jr.	SFO	-	9	*	7.00	1.00	0.00	2.50	2.60	0.00	0.00	0.00	1.90
Early Doucet	ARI	Q	6	*	7.00	1.17	3.30	bye	0.00	0.00	0.00	0.00	3.70
Andre Caldwell	CIN	-	6	*	6.60	1.10	1.00	bye	3.30	1.50	0.80	0.00	0.00
Antonio Brown	PIT	-	5	*	6.60	1.10	0.00	0.00	bye	0.60	0.00	6.00	0.00
Brian Robiskie	CLE	-	8	*	6.10	0.87	2.50	1.30	0.50	0.00	0.00	1.20	0.60
Andre Roberts	ARI	-	6	*	5.70	0.95	3.00	bye	2.70	0.00	0.00	0.00	0.00
Mardy Gilyard	STL	D	9	*	5.30	0.76	0.00	2.10	2.20	1.30	-0.30	0.00	0.00
Jacoby Ford	OAK	-	10	*	5.20	0.74	4.40	0.00	0.00	0.80	0.00	0.00	0.00
Max Komar	ARI	-	6	*	5.00	0.83	0.30	bye	0.50	1.60	0.70	0.00	1.90
Emmanuel Sanders	PIT	-	5	*	4.50	0.75	0.80	3.70	bye	0.00	0.00	0.00	0.00
Roydell Williams	WAS	-	9	*	4.40	0.63	0.00	0.00	0.00	0.00	1.00	3.40	0.00
Dwayne Jarrett	CAR	-	6	*	4.00	0.67	0.00	bye	0.00	0.00	0.00	0.00	4.00
Johnnie Lee Higgins	OAK	-	10	*	4.00	0.57	0.00	0.00	0.00	3.80	0.00	0.00	0.20
Marc Mariani	TEN	-	9	*	4.00	0.57	0.00	0.00	0.00	5.00	0.00	-1.00	0.00
David Clowney	CAR	-	6	*	3.60	0.60	0.00	bye	1.40	0.00	2.20	0.00	0.00
Eric Weems	ATL	-	8	*	3.60	0.51	0.00	0.00	0.00	0.00	0.00	0.00	3.60
Ramses Barden	NYG	-	8	*	3.00	0.43	2.20	0.00	0.80	0.00	0.00	0.00	0.00
Terrance Copper	KAN	-	4	*	2.60	0.43	1.60	0.00	1.00	bye	0.00	0.00	0.00
Seyi Ajitutu	SDG	-	10	*	2.60	0.37	2.60	0.00	0.00	0.00	0.00	0.00	0.00
Derrick Williams	DET	-	7	*	2.30	0.38	bye	0.00	0.00	0.00	2.30	0.00	0.00
Sam Hurd	DAL	-	4	*	2.10	0.35	0.00	0.00	1.10	bye	1.00	0.00	0.00
Hank Baskett	MIN	-	4	*	1.80	0.30	0.00	0.00	0.00	bye	1.80	0.00	0.00
Yamon Figurs	---	-	0	*	1.70	0.00	0.00	0.00	0.00	0.00	0.00	0.00	1.70
Julian Edelman	NWE	Q	5	*	1.50	0.25	0.00	0.00	bye	0.00	0.90	0.60	0.00
Richard Goodman	SDG	-	10	*	1.50	0.21	1.50	0.00	0.00	0.00	0.00	0.00	0.00
Anthony Gonzalez	IND	-	7	*	1.20	0.20	bye	0.00	0.00	0.00	0.00	0.00	1.20
Sam Aiken	CLE	-	8	*	0.70	0.10	0.00	0.00	0.00	0.70	0.00	0.00	0.00
David Anderson	HOU	-	7	*	0.70	0.12	bye	0.00	0.00	0.00	0.60	0.10	0.00
Armanti Edwards	CAR	-	6	*	0.70	0.12	0.00	bye	0.70	0.00	0.00	0.00	0.00
Lavelle Hawkins	TEN	-	9	*	0.50	0.07	0.50	0.00	0.00	0.00	0.00	0.00	0.00
Amani Toomer	KAN	-	4	*	0.00	0.00	0.00	0.00	0.00	bye	0.00	0.00	0.00
Bobby Engram	CLE	-	8	*	0.00	0.00	0.00	0.00	0.00	0.00	0.00	0.00	0.00
Muhsin Muhammad	CAR	-	6	*	0.00	0.00	0.00	bye	0.00	0.00	0.00	0.00	0.00
Torry Holt	NWE	-	5	*	0.00	0.00	0.00	0.00	bye	0.00	0.00	0.00	0.00
Dennis Northcutt	DET	-	7	*	0.00	0.00	bye	0.00	0.00	0.00	0.00	0.00	0.00
Plaxico Burress	NYG	-	8	*	0.00	0.00	0.00	0.00	0.00	0.00	0.00	0.00	0.00
Laveranues Coles	NYJ	-	7	*	0.00	0.00	bye	0.00	0.00	0.00	0.00	0.00	0.00



# Harger Fantasy Football League

## Top Tight End Scoring

PLAYER	NFL	INJ	BYE	FA	TOTAL	AVG	7	6	5	4	3	2	1
Antonio Gates	SDG	Q	10		118.00	16.86	13.00	1.20	17.20	30.40	18.90	21.70	15.60
Zach Miller	OAK	-	10		77.30	11.04	14.50	4.80	14.20	20.20	14.40	4.90	4.30
Vernon Davis	SFO	P	9		76.20	10.89	15.40	11.50	18.40	11.60	2.20	9.80	7.30
Dustin Keller	NYJ	-	7		74.30	12.38	bye	7.50	1.40	18.80	25.80	19.50	1.30
Mercedes Lewis	JAC	-	9		66.50	9.50	4.40	2.90	21.40	10.20	1.50	7.00	19.10
Dallas Clark	IND	X	7	*	58.70	9.78	bye	5.20	2.00	14.80	4.40	16.30	16.00
Todd Heap	BAL	Q	8	*	55.80	7.97	21.90	12.90	2.20	3.50	4.60	3.50	7.20
Chris Cooley	WAS	Q	9	*	55.20	7.89	5.20	3.70	6.90	11.70	5.30	14.40	8.00
Jason Witten	DAL	-	4		53.50	8.92	18.50	5.20	16.40	bye	5.60	5.10	2.70
Tony Gonzalez	ATL	-	8		53.20	7.60	2.70	17.90	4.10	4.10	19.00	1.90	3.50
Benjamin Watson	CLE	P	8	*	49.50	7.07	1.80	16.80	4.50	6.00	12.70	6.20	1.50
Jeremy Shockey	NOR	T	10	*	43.70	6.24	3.00	2.10	11.00	5.80	15.80	3.70	2.30
Brandon Pettigrew	DET	-	7		41.60	6.93	bye	6.10	10.60	9.10	4.40	10.80	0.60
Tony Moeaki	KAN	-	4	*	39.60	6.60	4.20	2.10	5.00	bye	12.40	5.80	10.10
Brent Celek	PHI	P	8	*	38.90	5.56	0.80	4.60	12.70	10.70	4.20	2.70	3.20
Aaron Hernandez	NWE	-	5		38.60	6.43	5.40	7.90	bye	2.90	7.80	10.10	4.50
Jermichael Finley	GNB	X	10	*	38.10	5.44	0.00	0.00	0.00	11.60	11.50	10.30	4.70
Greg Olsen	CHI	-	8	*	37.20	5.31	4.30	0.00	0.00	3.90	14.40	11.90	2.70
Anthony Fasano	MIA	-	5	*	35.80	5.97	4.90	10.20	bye	6.70	9.40	0.00	4.60
Jermaine Gresham	CIN	-	6	*	34.40	5.73	2.60	bye	10.40	3.50	5.90	1.50	10.50
Bo Scaife	TEN	Q	9	*	33.90	4.84	0.70	13.30	1.20	2.70	2.30	2.00	11.70
Rob Gronkowski	NWE	-	5	*	33.60	5.60	9.00	2.40	bye	0.40	12.30	1.40	8.10
Visanthe Shiancoe	MIN	-	4		30.70	5.12	3.00	0.00	2.80	bye	0.70	8.60	15.60
Kellen Winslow	TAM	P	4	*	30.10	5.02	4.40	4.30	7.50	bye	2.40	8.30	3.20
Tony Scheffler	DET	-	7	*	29.70	4.95	bye	0.50	4.10	6.30	14.00	0.50	4.30
David Thomas	NOR	-	10	*	28.90	4.13	11.30	1.70	0.00	4.20	2.40	9.00	0.30
Joel Dreessen	HOU	-	7	*	28.40	4.73	bye	8.50	0.00	15.30	1.80	2.80	0.00
Evan Moore	CLE	-	8	*	28.20	4.03	0.00	8.40	0.70	10.40	0.00	0.00	8.70
John Carlson	SEA	-	5	*	26.40	4.40	0.30	2.10	bye	1.50	14.10	4.80	3.60
Heath Miller	PIT	-	5	*	26.30	4.38	3.30	13.00	bye	3.20	2.50	0.30	4.00
Daniel Fells	STL	-	9	*	23.30	3.33	0.50	0.80	3.20	3.50	10.20	3.60	1.50
Kevin Boss	NYG	-	8	*	20.00	2.86	2.30	2.70	4.00	1.10	8.80	0.00	1.10
Owen Daniels	HOU	-	7		19.20	3.20	bye	7.90	4.50	0.80	2.70	2.40	0.90
Andrew Quarless	GNB	-	10	*	17.00	2.43	9.60	2.30	5.10	0.00	0.00	0.00	0.00
Travis Beckum	NYG	-	8	*	14.90	2.13	0.00	8.10	0.80	2.50	2.30	0.10	1.10
Donald Lee	GNB	-	10	*	13.40	1.91	2.70	0.00	9.20	1.50	0.00	0.00	0.00
Fred Davis	WAS	-	9	*	12.40	1.77	2.80	2.30	0.00	0.00	1.10	6.20	0.00
Dante Rosario	CAR	P	6	*	12.00	2.00	2.80	bye	0.20	1.70	1.20	4.70	1.40
Michael Hoomanawanua	STL	-	9	*	10.50	1.50	9.20	0.50	0.00	0.00	0.00	0.00	0.80
Martellus Bennett	DAL	-	4	*	10.20	1.70	0.50	0.00	1.90	bye	2.60	4.50	0.70
Ben Patrick	ARI	-	6	*	8.80	1.47	0.60	bye	3.00	1.20	2.90	1.10	0.00
Ed Dickson	BAL	-	8	*	8.70	1.24	0.50	0.70	5.80	0.00	0.00	1.70	0.00
David Martin	BUF	-	6	*	8.40	1.40	0.00	bye	0.00	8.40	0.00	0.00	0.00
Daniel Graham	DEN	-	9	*	8.40	1.20	0.00	0.00	2.80	0.50	0.90	0.60	3.60
Jim Kleinsasser	MIN	P	4	*	8.30	1.38	1.00	2.50	0.50	bye	1.70	2.00	0.60
Zach Miller	JAC	-	9	*	7.60	1.09	2.50	1.80	1.80	0.00	0.70	0.00	0.80
Billy Bajema	STL	-	9	*	6.50	0.93	0.00	3.40	0.00	0.00	0.00	1.30	1.80
Delanie Walker	SFO	Q	9	*	6.50	0.93	0.00	0.00	0.00	0.60	0.60	1.60	3.70
Randy McMichael	SDG	-	10	*	6.10	0.87	0.10	0.00	0.40	0.00	2.80	0.00	2.80
Jonathan Stupar	BUF	-	6	*	5.90	0.98	0.80	bye	1.00	0.00	2.70	1.40	0.00
Craig Stevens	TEN	-	9	*	5.40	0.77	0.00	0.00	1.10	1.60	0.00	0.90	1.80
Jimmy Graham	NOR	-	10	*	5.20	0.74	3.80	1.10	0.00	0.30	0.00	0.00	0.00
Jerramy Stevens	TAM	-	4	*	4.30	0.72	0.00	1.30	0.00	bye	2.20	0.00	0.80
Jeff King	CAR	-	6	*	4.00	0.67	0.00	bye	2.00	0.70	1.30	0.00	0.00
Tom Crabtree	GNB	-	10	*	3.30	0.47	0.00	3.30	0.00	0.00	0.00	0.00	0.00
Nate Byham	SFO	-	9	*	2.70	0.39	0.00	0.70	0.00	0.00	0.90	0.60	0.50
Justin Peelle	ATL	O	8	*	2.60	0.37	0.00	0.00	1.50	0.00	0.00	0.00	1.10
Chris Baker	SEA	-	5	*	2.40	0.40	0.00	1.60	bye	0.80	0.00	0.00	0.00
Jim Dray	ARI	-	6	*	2.40	0.40	0.00	bye	0.00	2.40	0.00	0.00	0.00
Leonard Pope	KAN	-	4	*	2.30	0.38	0.00	1.20	1.10	bye	0.00	0.00	0.00
Brody Eldridge	IND	-	7	*	2.30	0.38	bye	0.50	0.00	1.00	0.80	0.00	0.00
Jared Cook	TEN	-	9	*	2.20	0.31	0.00	0.00	0.00	1.70	0.00	0.50	0.00
Brandon Myers	OAK	Q	10	*	2.10	0.30	0.00	0.00	1.20	0.00	0.40	0.00	0.50
Garrett Mills	PHI	-	8	*	1.90	0.27	0.50	0.00	0.00	0.00	0.00	1.40	0.00
Jeff Dugan	MIN	-	4	*	1.80	0.30	0.00	0.00	0.00	bye	1.00	0.00	0.80
Bear Pascoe	NYG	-	8	*	1.70	0.24	0.00	1.00	0.00	0.00	0.00	0.70	0.00
John Gilmore	TAM	-	4	*	1.60	0.27	0.00	0.50	1.10	bye	0.00	0.00	0.00
Kris Wilson	SDG	-	10	*	1.60	0.23	-0.10	0.00	1.70	0.00	0.00	0.00	0.00
Fendi Onobun	STL	-	9	*	1.50	0.21	0.00	0.00	0.00	0.00	1.50	0.00	0.00
Robert Royal	CLE	Q	8	*	1.30	0.19	0.00	0.00	1.30	0.00	0.00	0.00	0.00
Dan Gronkowski	DEN	-	9	*	1.30	0.19	0.00	0.00	0.90	0.00	0.20	0.00	0.20
Desmond Clark	CHI	-	8	*	1.20	0.17	0.00	0.00	0.00	0.00	1.20	0.00	0.00
Cameron Morrah	SEA	-	5	*	1.10	0.18	0.00	0.00	bye	0.00	0.00	0.00	1.10
Reggie Kelly	CIN	-	6	*	0.90	0.15	0.00	bye	0.00	0.00	0.00	0.90	0.00
Ben Hartssock	NYJ	-	7	*	0.70	0.12	bye	0.00	0.00	0.70	0.00	0.00	0.00
Jake O'Connell	KAN	-	4	*	0.70	0.12	0.00	0.70	0.00	bye	0.00	0.00	0.00



# Harger Fantasy Football League

## Top Tight End Scoring

PLAYER	NFL	INJ	BYE	FA	TOTAL	AVG	7	6	5	4	3	2	1
Shawn Nelson	BUF	P	6	*	0.60	0.10	0.60	bye	0.00	0.00	0.00	0.00	0.00
Brandon Manumaleuna	CHI	-	8	*	0.50	0.07	0.00	0.50	0.00	0.00	0.00	0.00	0.00
Alge Crumpler	NWE	-	5	*	0.40	0.07	0.00	0.40	bye	0.00	0.00	0.00	0.00
Ernest Wilford	JAC	-	9	*	0.30	0.04	0.00	0.00	0.00	0.00	0.00	0.30	0.00
Stephen Spach	ARI	-	6	*	0.30	0.05	0.30	bye	0.00	0.00	0.00	0.00	0.00
Dennis Pitta	BAL	-	8	*	0.10	0.01	0.00	0.00	0.00	0.00	0.00	0.10	0.00
Steve Heiden	CLE	-	8	*	0.00	0.00	0.00	0.00	0.00	0.00	0.00	0.00	0.00
James Dearth	SDG	X	10	*	0.00	0.00	0.00	0.00	0.00	0.00	0.00	0.00	0.00
Anthony Becht	ARI	-	6	*	0.00	0.00	0.00	bye	0.00	0.00	0.00	0.00	0.00
Mike Leach	ARI	-	6	*	0.00	0.00	0.00	bye	0.00	0.00	0.00	0.00	0.00
Tony Stewart	OAK	-	10	*	0.00	0.00	0.00	0.00	0.00	0.00	0.00	0.00	0.00
Billy Miller	NOR	-	10	*	0.00	0.00	0.00	0.00	0.00	0.00	0.00	0.00	0.00
Justin Snow	IND	-	7	*	0.00	0.00	bye	0.00	0.00	0.00	0.00	0.00	0.00
Joe Zelenka	ATL	-	8	*	0.00	0.00	0.00	0.00	0.00	0.00	0.00	0.00	0.00
John Owens	OAK	-	10	*	0.00	0.00	0.00	0.00	0.00	0.00	0.00	0.00	0.00
L.J. Smith	BAL	-	8	*	0.00	0.00	0.00	0.00	0.00	0.00	0.00	0.00	0.00
Richard Angulo	CHI	-	8	*	0.00	0.00	0.00	0.00	0.00	0.00	0.00	0.00	0.00
Will Heller	DET	-	7	*	0.00	0.00	bye	0.00	0.00	0.00	0.00	0.00	0.00
Sean Ryan	TEN	-	9	*	0.00	0.00	0.00	0.00	0.00	0.00	0.00	0.00	0.00
Nate Lawrie	PHI	-	8	*	0.00	0.00	0.00	0.00	0.00	0.00	0.00	0.00	0.00
Michael Gaines	HOU	-	7	*	0.00	0.00	bye	0.00	0.00	0.00	0.00	0.00	0.00
Sean McHugh	PIT	-	5	*	0.00	0.00	0.00	0.00	bye	0.00	0.00	0.00	0.00
Alex Smith	CLE	-	8	*	0.00	0.00	0.00	0.00	0.00	0.00	0.00	0.00	0.00
John Paul Foschi	CIN	-	6	*	0.00	0.00	0.00	bye	0.00	0.00	0.00	0.00	0.00
Joe Klopfenstein	BUF	X	6	*	0.00	0.00	0.00	bye	0.00	0.00	0.00	0.00	0.00
Dominique Byrd	ARI	-	6	*	0.00	0.00	0.00	bye	0.00	0.00	0.00	0.00	0.00
Jason Pociask	DAL	-	4	*	0.00	0.00	0.00	0.00	0.00	bye	0.00	0.00	0.00
John Madsen	DET	-	7	*	0.00	0.00	bye	0.00	0.00	0.00	0.00	0.00	0.00
James Adkisson	OAK	-	10	*	0.00	0.00	0.00	0.00	0.00	0.00	0.00	0.00	0.00
Brad Cieslak	CLE	-	8	*	0.00	0.00	0.00	0.00	0.00	0.00	0.00	0.00	0.00
Matt Spaeth	PIT	-	5	*	0.00	0.00	0.00	0.00	bye	0.00	0.00	0.00	0.00
Scott Chandler	DAL	-	4	*	0.00	0.00	0.00	0.00	0.00	bye	0.00	0.00	0.00
Derek Schouman	BUF	X	6	*	0.00	0.00	0.00	bye	0.00	0.00	0.00	0.00	0.00
Michael Allan	SEA	-	5	*	0.00	0.00	0.00	0.00	bye	0.00	0.00	0.00	0.00
Clark Harris	CIN	-	6	*	0.00	0.00	0.00	bye	0.00	0.00	0.00	0.00	0.00
Darcy Johnson	STL	X	9	*	0.00	0.00	0.00	0.00	0.00	0.00	0.00	0.00	0.00
Daniel Coats	---	-	0	*	0.00	0.00	0.00	0.00	0.00	0.00	0.00	0.00	0.00
Tony Curtis	SFO	-	9	*	0.00	0.00	0.00	0.00	0.00	0.00	0.00	0.00	0.00
Michael Matthews	BUF	X	6	*	0.00	0.00	0.00	bye	0.00	0.00	0.00	0.00	0.00
Greg Estandia	CLE	X	8	*	0.00	0.00	0.00	0.00	0.00	0.00	0.00	0.00	0.00
Brad Cottam	KAN	X	4	*	0.00	0.00	0.00	0.00	0.00	bye	0.00	0.00	0.00
Martin Rucker	DAL	-	4	*	0.00	0.00	0.00	0.00	0.00	bye	0.00	0.00	0.00
Jacob Tamme	IND	-	7	*	0.00	0.00	bye	0.00	0.00	0.00	0.00	0.00	0.00
Derek Fine	HOU	-	7	*	0.00	0.00	bye	0.00	0.00	0.00	0.00	0.00	0.00
Gary Barnidge	CAR	-	6	*	0.00	0.00	0.00	bye	0.00	0.00	0.00	0.00	0.00
Kellen Davis	CHI	-	8	*	0.00	0.00	0.00	0.00	0.00	0.00	0.00	0.00	0.00
Tom Santi	IND	X	7	*	0.00	0.00	bye	0.00	0.00	0.00	0.00	0.00	0.00
Keith Zinger	ATL	-	8	*	0.00	0.00	0.00	0.00	0.00	0.00	0.00	0.00	0.00
Gijon Robinson	IND	-	7	*	0.00	0.00	bye	0.00	0.00	0.00	0.00	0.00	0.00
Joey Haynos	MIA	-	5	*	0.00	0.00	0.00	0.00	bye	0.00	0.00	0.00	0.00
Richard Quinn	DEN	-	9	*	0.00	0.00	0.00	0.00	0.00	0.00	0.00	0.00	0.00
Chase Coffman	CIN	-	6	*	0.00	0.00	0.00	bye	0.00	0.00	0.00	0.00	0.00
Anthony Hill	HOU	U	7	*	0.00	0.00	bye	0.00	0.00	0.00	0.00	0.00	0.00
Davon Drew	BAL	-	8	*	0.00	0.00	0.00	0.00	0.00	0.00	0.00	0.00	0.00
James Casey	HOU	-	7	*	0.00	0.00	bye	0.00	0.00	0.00	0.00	0.00	0.00
Cornelius Ingram	PHI	-	8	*	0.00	0.00	0.00	0.00	0.00	0.00	0.00	0.00	0.00
John Nalbone	DEN	-	9	*	0.00	0.00	0.00	0.00	0.00	0.00	0.00	0.00	0.00
John Phillips	DAL	X	4	*	0.00	0.00	0.00	0.00	0.00	bye	0.00	0.00	0.00
David Johnson	PIT	-	5	*	0.00	0.00	0.00	0.00	bye	0.00	0.00	0.00	0.00
Spencer Havner	DET	X	7	*	0.00	0.00	bye	0.00	0.00	0.00	0.00	0.00	0.00
Kory Sperry	SDG	-	10	*	0.00	0.00	0.00	0.00	0.00	0.00	0.00	0.00	0.00
Garrett Graham	HOU	-	7	*	0.00	0.00	bye	0.00	0.00	0.00	0.00	0.00	0.00
Clay Harbor	PHI	-	8	*	0.00	0.00	0.00	0.00	0.00	0.00	0.00	0.00	0.00
Dennis Morris	STL	-	9	*	0.00	0.00	0.00	0.00	0.00	0.00	0.00	0.00	0.00
Anthony McCoy	SEA	-	5	*	0.00	0.00	0.00	0.00	bye	0.00	0.00	0.00	0.00
Mickey Shuler	MIA	-	5	*	0.00	0.00	0.00	0.00	bye	0.00	0.00	0.00	0.00
Dedrick Epps	MIA	-	5	*	0.00	0.00	0.00	0.00	bye	0.00	0.00	0.00	0.00
Jameson Konz	SEA	X	5	*	0.00	0.00	0.00	0.00	bye	0.00	0.00	0.00	0.00
Marquez Branson	DEN	-	9	*	0.00	0.00	0.00	0.00	0.00	0.00	0.00	0.00	0.00





# Harger Fantasy Football League

## Top Kicker Scoring

PLAYER	NFL	INJ	BYE	FA	TOTAL	AVG	7	6	5	4	3	2	1
Sebastian Janikowski	OAK	-	10		65.00	9.29	11.00	9.00	10.00	6.00	12.00	10.00	7.00
Rob Bironas	TEN	-	9		65.00	9.29	13.00	12.00	11.00	9.00	9.00	3.00	8.00
Matt Bryant	ATL	-	8		59.00	8.43	7.00	5.00	8.00	10.00	9.00	11.00	9.00
Nick Folk	NYJ	-	7		57.00	9.50	bye	7.00	18.00	8.00	7.00	8.00	9.00
Josh Scobee	JAC	-	9		54.00	7.71	8.00	3.00	18.00	8.00	4.00	7.00	6.00
Mike Nugent	CIN	-	6		54.00	9.00	8.00	bye	7.00	8.00	9.00	15.00	7.00
David Akers	PHI	-	8	*	52.00	7.43	13.00	7.00	9.00	6.00	4.00	5.00	8.00
Graham Gano	WAS	-	9		52.00	7.43	5.00	6.00	10.00	5.00	10.00	9.00	7.00
Jason Hanson	DET	-	7		51.00	8.50	bye	10.00	14.00	15.00	4.00	6.00	2.00
Stephen Gostkowski	NWE	-	5		51.00	8.50	11.00	11.00	bye	11.00	8.00	2.00	8.00
Dan Carpenter	MIA	-	5	*	51.00	8.50	16.00	12.00	bye	2.00	12.00	2.00	7.00
Matt Prater	DEN	-	9	*	50.00	7.14	2.00	9.00	5.00	14.00	7.00	7.00	6.00
Adam Vinatieri	IND	-	7		49.00	8.17	bye	9.00	13.00	4.00	9.00	8.00	6.00
Robbie Gould	CHI	-	8	*	49.00	7.00	2.00	8.00	12.00	3.00	8.00	9.00	7.00
Mason Crosby	GNB	-	10		49.00	7.00	4.00	8.00	8.00	4.00	5.00	10.00	10.00
Jeff Reed	PIT	-	5	*	48.00	8.00	11.00	4.00	bye	2.00	8.00	13.00	10.00
Josh Brown	STL	-	9		48.00	6.86	5.00	8.00	6.00	8.00	12.00	2.00	7.00
Billy Cundiff	BAL	-	8	*	47.00	6.71	13.00	8.00	7.00	5.00	6.00	4.00	4.00
Neil Rackers	HOU	-	7		45.00	7.50	bye	5.00	4.00	7.00	7.00	12.00	10.00
Ryan Succop	KAN	-	4		42.00	7.00	6.00	7.00	9.00	bye	7.00	10.00	3.00
Olindo Mare	SEA	-	5	*	41.00	6.83	17.00	3.00	bye	3.00	9.00	2.00	7.00
Lawrence Tynes	NYG	P	8	*	41.00	5.86	12.00	0.00	10.00	5.00	5.00	2.00	7.00
Phil Dawson	CLE	-	8	*	40.00	5.71	12.00	4.00	4.00	11.00	5.00	2.00	2.00
David Buehler	DAL	-	4	*	40.00	6.67	9.00	3.00	10.00	bye	9.00	8.00	1.00
Rian Lindell	BUF	-	6	*	39.00	6.50	11.00	bye	8.00	2.00	12.00	1.00	5.00
Nate Kaeding	SDG	O	10	*	39.00	5.57	0.00	5.00	9.00	11.00	4.00	8.00	2.00
Connor Barth	TAM	-	4	*	39.00	6.50	13.00	0.00	6.00	bye	7.00	8.00	5.00
Joe Nedney	SFO	-	9	*	35.00	5.00	8.00	5.00	7.00	2.00	5.00	2.00	6.00
John Kasay	CAR	-	6	*	34.00	5.67	12.00	bye	7.00	2.00	1.00	1.00	11.00
Jay Feely	ARI	-	6	*	33.00	5.50	4.00	bye	12.00	5.00	6.00	1.00	5.00
Garrett Hartley	NOR	-	10		31.00	4.43	5.00	7.00	0.00	0.00	6.00	11.00	2.00
Ryan Longwell	MIN	-	4		27.00	4.50	6.00	6.00	2.00	bye	6.00	4.00	3.00
John Carney	NOR	-	10	*	18.00	2.57	0.00	0.00	8.00	10.00	0.00	0.00	0.00
Kris Brown	SDG	X	10	*	8.00	1.14	8.00	0.00	0.00	0.00	0.00	0.00	0.00
Shayne Graham	NYG	-	8	*	4.00	0.57	0.00	4.00	0.00	0.00	0.00	0.00	0.00
Michael Koenen	ATL	-	8	*	3.00	0.43	0.00	0.00	3.00	0.00	0.00	0.00	0.00
Matt Stover	IND	-	7	*	0.00	0.00	bye	0.00	0.00	0.00	0.00	0.00	0.00
Craig Hentrich	TEN	-	9	*	0.00	0.00	0.00	0.00	0.00	0.00	0.00	0.00	0.00
Aaron Elling	OAK	-	10	*	0.00	0.00	0.00	0.00	0.00	0.00	0.00	0.00	0.00
Dave Rayner	CIN	-	6	*	0.00	0.00	0.00	bye	0.00	0.00	0.00	0.00	0.00
Paul Ernster	PIT	-	5	*	0.00	0.00	0.00	0.00	bye	0.00	0.00	0.00	0.00
Shaun Suisham	STL	-	9	*	0.00	0.00	0.00	0.00	0.00	0.00	0.00	0.00	0.00
Nick Novak	SDG	-	10	*	0.00	0.00	0.00	0.00	0.00	0.00	0.00	0.00	0.00
Sam Koch	BAL	-	8	*	0.00	0.00	0.00	0.00	0.00	0.00	0.00	0.00	0.00
Tony Yelk	JAC	-	9	*	0.00	0.00	0.00	0.00	0.00	0.00	0.00	0.00	0.00
Justin Medlock	DET	-	7	*	0.00	0.00	bye	0.00	0.00	0.00	0.00	0.00	0.00
Brandon Coutu	SEA	-	5	*	0.00	0.00	0.00	0.00	bye	0.00	0.00	0.00	0.00
Steven Hauschka	DET	-	7	*	0.00	0.00	bye	0.00	0.00	0.00	0.00	0.00	0.00
Sam Swank	NYG	-	8	*	0.00	0.00	0.00	0.00	0.00	0.00	0.00	0.00	0.00
Rhys Lloyd	CAR	-	6	*	0.00	0.00	0.00	bye	0.00	0.00	0.00	0.00	0.00
Shane Andrus	SFO	-	9	*	0.00	0.00	0.00	0.00	0.00	0.00	0.00	0.00	0.00
Ricky Schmitt	TEN	-	9	*	0.00	0.00	0.00	0.00	0.00	0.00	0.00	0.00	0.00
Connor Hughes	DAL	-	4	*	0.00	0.00	0.00	0.00	0.00	bye	0.00	0.00	0.00
Brett Swenson	IND	X	7	*	0.00	0.00	bye	0.00	0.00	0.00	0.00	0.00	0.00
Garrett Lindholm	ATL	-	8	*	0.00	0.00	0.00	0.00	0.00	0.00	0.00	0.00	0.00
Hunter Lawrence	TAM	-	4	*	0.00	0.00	0.00	0.00	0.00	bye	0.00	0.00	0.00
Todd Carter	CAR	-	6	*	0.00	0.00	0.00	bye	0.00	0.00	0.00	0.00	0.00



# Harger Fantasy Football League

## Top Defense / Sp Teams Scoring

PLAYER	NFL	INJ	BYE	FA	TOTAL	AVG	7	6	5	4	3	2	1
Tennessee Titans	TEN	-	9		64.00	9.14	11.00	13.00	9.00	13.00	7.00	5.00	6.00
Seattle Seahawks	SEA	-	5		56.00	9.33	7.00	8.00	bye	5.00	21.00	1.00	14.00
New England Patriots	NWE	-	5		54.00	9.00	6.00	3.00	bye	24.00	3.00	3.00	15.00
Chicago Bears	CHI	-	8		50.00	7.14	11.00	6.00	12.00	5.00	8.00	3.00	5.00
Philadelphia Eagles	PHI	-	8		50.00	7.14	6.00	5.00	13.00	2.00	15.00	4.00	5.00
Arizona Cardinals	ARI	-	6		49.00	8.17	6.00	bye	17.00	8.00	10.00	2.00	6.00
Green Bay Packers	GNB	-	10		49.00	7.00	10.00	1.00	6.00	12.00	4.00	9.00	7.00
Washington Redskins	WAS	-	9		49.00	7.00	16.00	4.00	6.00	3.00	3.00	6.00	11.00
Detroit Lions	DET	-	7	*	47.00	7.83	bye	3.00	20.00	6.00	5.00	5.00	8.00
New York Giants	NYG	-	8		47.00	6.71	5.00	5.00	5.00	20.00	1.00	2.00	9.00
Pittsburgh Steelers	PIT	-	5		47.00	7.83	2.00	9.00	bye	3.00	12.00	17.00	4.00
Oakland Raiders	OAK	-	10	*	45.00	6.43	13.00	2.00	18.00	0.00	5.00	4.00	3.00
San Diego Chargers	SDG	-	10	*	43.00	6.14	4.00	3.00	3.00	18.00	6.00	8.00	1.00
Atlanta Falcons	ATL	-	8		39.00	5.57	4.00	2.00	12.00	4.00	5.00	8.00	4.00
Kansas City Chiefs	KAN	-	4		38.00	6.33	10.00	2.00	2.00	bye	6.00	9.00	9.00
St. Louis Rams	STL	-	9	*	38.00	5.43	3.00	8.00	1.00	13.00	3.00	4.00	6.00
Cleveland Browns	CLE	-	8	*	37.00	5.29	19.00	1.00	3.00	6.00	0.00	3.00	5.00
San Francisco 49ers	SFO	-	9	*	36.00	5.14	10.00	5.00	5.00	11.00	1.00	2.00	2.00
Dallas Cowboys	DAL	-	4		34.00	5.67	12.00	4.00	3.00	bye	7.00	7.00	1.00
New York Jets	NYJ	-	7		33.00	5.50	bye	3.00	13.00	5.00	3.00	4.00	5.00
Miami Dolphins	MIA	-	5	*	32.00	5.33	5.00	6.00	bye	3.00	0.00	13.00	5.00
Cincinnati Bengals	CIN	-	6		29.00	4.83	8.00	bye	6.00	2.00	8.00	5.00	0.00
New Orleans Saints	NOR	-	10	*	28.00	4.00	1.00	6.00	5.00	4.00	3.00	6.00	3.00
Tampa Bay Buccaneers	TAM	-	4	*	28.00	4.67	2.00	1.00	10.00	bye	2.00	10.00	3.00
Indianapolis Colts	IND	-	7	*	27.00	4.50	bye	5.00	3.00	0.00	3.00	13.00	3.00
Baltimore Ravens	BAL	-	8		22.00	3.14	5.00	5.00	2.00	3.00	2.00	1.00	4.00
Carolina Panthers	CAR	-	6	*	22.00	3.67	3.00	bye	7.00	4.00	3.00	0.00	5.00
Minnesota Vikings	MIN	-	4	*	21.00	3.50	2.00	8.00	2.00	bye	4.00	4.00	1.00
Buffalo Bills	BUF	-	6	*	20.00	3.33	4.00	bye	5.00	0.00	8.00	0.00	3.00
Jacksonville Jaguars	JAC	-	9	*	19.00	2.71	1.00	0.00	3.00	3.00	3.00	4.00	5.00
Denver Broncos	DEN	-	9	*	18.00	2.57	2.00	5.00	1.00	4.00	0.00	5.00	1.00
Houston Texans	HOU	-	7	*	16.00	2.67	bye	1.00	2.00	7.00	0.00	3.00	3.00

# HARGER FANTASY FOOTBALL LEAGUE 2010

## Week 6 – Head to Head



Doomsday II  
Owner: Tom Harger



The Mighty Warriors  
Owner: Mark Harger

VS

<a href="#">Matt Ryan</a>	ATL	QB	ATL 17	<b>FINAL</b>	<a href="#">Tony Romo</a>	DAL	QB	DAL 21	<b>FINAL</b>
16.30	23-42, 250 yds passing (2 TDs), 1 INTs 1 carry, 3 yds rushing, 1 fumble(s)		PHI 31		23.00	24-32, 220 yds passing (3 TDs), 2 INTs 3 carries, 31 yds rushing		MIN 24	
<a href="#">Maurice Jones-Drew</a>	JAC	RB	TEN 30	<b>FINAL</b>	<a href="#">Adrian Peterson</a>	MIN	RB	DAL 21	<b>FINAL</b>
6.50	17 carries, 57 yds rushing 2 catches, 8 yds receiving		JAC 3		13.10	24 carries, 73 yds rushing (1 TDs) 1 catch, -2 yds receiving, 1 tackle		MIN 24	
<a href="#">Michael Bush</a>	OAK	RB	OAK 9	<b>FINAL</b>	<a href="#">Arian Foster</a>	HOU	RB	KAN 31	<b>FINAL</b>
5.90	20 carries, 47 yds rushing 2 catches, 12 yds receiving		SFO 17		21.70	18 carries, 71 yds rushing (2 TDs) 6 catches, 26 yds receiving		HOU 35	
<a href="#">Greg Jennings</a>	GNB	WR	MIA 23	<b>FINAL</b>	<a href="#">Dexter McCluster</a>	KAN	WR	KAN 31	<b>FINAL</b>
19.30	6 catches, 133 yds receiving (1 TDs)		GNB 20		4.00	2 carries, 27 yds rushing 3 catches, 13 yds receiving		HOU 35	
<a href="#">Tony Gonzalez</a>	ATL	TE	ATL 17	<b>FINAL</b>	<a href="#">Antonio Gates</a>	SDG	TE	SDG 17	<b>FINAL</b>
17.90	3 catches, 19 yds receiving (2 TDs)		PHI 31		1.20	2 catches, 12 yds receiving		STL 20	
<a href="#">Vernon Davis</a>	SFO	TE	OAK 9	<b>FINAL</b>	<a href="#">Zach Miller</a>	OAK	TE	OAK 9	<b>FINAL</b>
11.50	4 catches, 35 yds receiving (1 TDs)		SFO 17		4.80	2 catches, 48 yds receiving, 2 tackles		SFO 17	
<a href="#">Adam Vinatieri</a>	IND	K	IND 27	<b>FINAL</b>	<a href="#">Jeff Reed</a>	PIT	K	CLE 10	<b>FINAL</b>
9.00	2 FGs (43,33), 2 missed FGs (38,48), 3 PATs		WAS 24		4.00	4 PATs		PIT 28	
<a href="#">Baltimore Ravens</a>	BAL	D/ST	BAL 20	<b>FINAL</b>	<a href="#">Tennessee Titans</a>	TEN	D/ST	TEN 30	<b>FINAL</b>
5.00	57 tackles, 20 assists, 3 passes defensed, 3.0 sacks, 2 INT		NWE 23		13.00	52 tackles, 4 assists, 4 passes defensed, 2.0 sacks, 3 INT, 1 FR		JAC 3	
91.40					84.80				

# HARGER FANTASY FOOTBALL LEAGUE 2010

## Week 6 – Head to Head

### SCORING:

Matt Ryan 1 yd TD pass to Tony Gonzalez (4.00 pts)  
Matt Ryan 13 yd TD pass to Tony Gonzalez (4.00 pts)  
Greg Jennings 86 yd TD pass from Aaron Rodgers (6.00 pts)  
Tony Gonzalez 1 yd TD pass from Matt Ryan (8.00 pts)  
Tony Gonzalez 13 yd TD pass from Matt Ryan (8.00 pts)  
Vernon Davis 17 yd TD pass from Alex Smith (8.00 pts)  
Adam Vinatieri PAT (1.00 pts)  
Adam Vinatieri PAT (1.00 pts)  
Adam Vinatieri 43 yd FG (3.00 pts)  
Adam Vinatieri PAT (1.00 pts)  
Adam Vinatieri 33 yd FG (3.00 pts)

### GAME TOTAL BONUSES:

Matt Ryan 250 yards passing (10.00 pts)  
Matt Ryan 3 combined rushing and receiving yds (0.30 pts)  
Maurice Jones-Drew 65 combined rushing and receiving yds (6.50 pts)  
Michael Bush 59 combined rushing and receiving yds (5.90 pts)  
Greg Jennings 133 combined rushing and receiving yds (13.30 pts)  
Tony Gonzalez 19 combined rushing and receiving yds (1.90 pts)  
Vernon Davis 35 combined rushing and receiving yds (3.50 pts)  
Baltimore Ravens 3.0 sacks (3.00 pts)  
Baltimore Ravens 2 interceptions (2.00 pts)

### DEDUCTIONS:

Matt Ryan 1 interception (-1.00 pts)  
Matt Ryan 1 fumble lost (-1.00 pts)

### BENCH:

24.14 Kevin Kolb, QB  
0.00 DeAngelo Williams, RB  
0.00 Pierre Thomas, RB  
0.00 Darren McFadden, RB  
0.00 Jonathan Stewart, RB  
12.00 Johnny Knox, WR  
0.00 Stephen Williams, WR  
9.00 Matt Prater, K

### SCORING:

Tony Romo 15 yd TD pass to Roy Williams (4.00 pts)  
Tony Romo 2 yd TD pass to Roy Williams (4.00 pts)  
Tony Romo 31 yd TD pass to Dez Bryant (4.00 pts)  
Adrian Peterson 1 yd rushing TD (6.00 pts)  
Arian Foster 2 yd rushing TD (6.00 pts)  
Arian Foster 1 yd rushing TD (6.00 pts)  
Jeff Reed PAT (1.00 pts)  
Jeff Reed PAT (1.00 pts)  
Jeff Reed PAT (1.00 pts)  
Jeff Reed PAT (1.00 pts)

### GAME TOTAL BONUSES:

Tony Romo 220 yards passing (8.80 pts)  
Tony Romo 42 combined rushing and receiving yds (4.20 pts)  
Adrian Peterson 71 combined rushing and receiving yds (7.10 pts)  
Arian Foster 97 combined rushing and receiving yds (9.70 pts)  
Dexter McCluster 40 combined rushing and receiving yds (4.00 pts)  
Antonio Gates 12 combined rushing and receiving yds (1.20 pts)  
Zach Miller 48 combined rushing and receiving yds (4.80 pts)  
Tennessee Titans 2.0 sacks (2.00 pts)  
Tennessee Titans 3 total points allowed (7.00 pts)  
Tennessee Titans 3 interceptions (3.00 pts)  
Tennessee Titans 1 fumble recovered (1.00 pts)

### DEDUCTIONS:

Tony Romo 2 interceptions (-2.00 pts)

### BENCH:

0.00 Michael Vick, QB  
0.00 Reggie Bush, RB  
8.20 Brandon Jackson, RB  
15.80 Deion Branch, WR  
20.60 Calvin Johnson, WR  
16.30 Pierre Garcon, WR  
9.10 Dez Bryant, WR  
2.00 Atlanta Falcons, D/ST

---

# HARGER FANTASY FOOTBALL LEAGUE 2010

## Week 6 – Head to Head



The Columbus Knights  
Owner: Jamie Johnston

VS



The Feds  
Owner: Paul Harger

[Aaron Rodgers](#) GNB QB MIA 23  
22.92 18-33, 313 yds passing (1 TDs), 1 INTs GNB 20 **FINAL**  
4 carries, 14 yds rushing (1 TDs)

[Jamaal Charles](#) KAN RB KAN 31  
11.70 16 carries, 93 yds rushing HOU 35 **FINAL**  
4 catches, 24 yds receiving

[Randy Moss](#) MIN WR DAL 21  
5.50 5 catches, 55 yds receiving MIN 24 **FINAL**

[Brandon Lloyd](#) DEN WR NYJ 24  
7.40 4 catches, 74 yds receiving DEN 20 **FINAL**

[Roy Williams](#) DAL WR DAL 21  
14.80 3 catches, 28 yds receiving (2 TDs) MIN 24 **FINAL**

[Santonio Holmes](#) NYJ WR NYJ 24  
5.10 1 carry, 14 yds rushing, 1 fumble(s) DEN 20 **FINAL**  
4 catches, 47 yds receiving

[Nate Kaeding](#) SDG K SDG 17  
5.00 1 FG (41), 1 missed FG (49), 2 PATs STL 20 **FINAL**

[New York Jets](#) NYJ D/ST NYJ 24  
3.00 48 tackles, 4 assists, 9 passes defended, DEN 20 **FINAL**  
1.0 sack, 1 FF, 2 FR

75.42

[Joe Flacco](#) BAL QB BAL 20  
19.90 27-35, 285 yds passing (2 TDs) NWE 23 **FINAL**  
2 carries, 5 yds rushing

[Steven Jackson](#) STL RB SDG 17  
17.10 29 carries, 109 yds rushing (1 TDs) STL 20 **FINAL**  
1 catch, 2 yds receiving

[Ray Rice](#) BAL RB BAL 20  
12.60 28 carries, 88 yds rushing NWE 23 **FINAL**  
8 catches, 38 yds receiving

[Kevin Walter](#) HOU WR KAN 31  
0.00 HOU 35 **FINAL**

[DeSean Jackson](#) PHI WR ATL 17  
19.80 2 carries, 44 yds rushing (1 TDs) PHI 31 **FINAL**  
1 catch, 34 yds receiving (1 TDs)

[Mike Williams](#) TAM WR NOR 31  
4.50 4 catches, 45 yds receiving TAM 6 **FINAL**

[Matt Bryant](#) ATL K ATL 17  
5.00 1 FG (26), 1 missed FG (41), 2 PATs PHI 31 **FINAL**

[Philadelphia Eagles](#) PHI D/ST ATL 17  
5.00 39 tackles, 14 assists, 9 passes defended, PHI 31 **FINAL**  
3.0 sacks, 1 INT, 1 FF, 1 FR

83.90

# HARGER FANTASY FOOTBALL LEAGUE 2010

## Week 6 – Head to Head

### SCORING:

Aaron Rodgers 86 yd TD pass to Greg Jennings (4.00 pts)  
Aaron Rodgers 1 yd rushing TD (6.00 pts)  
Roy Williams 15 yd TD pass from Tony Romo (6.00 pts)  
Roy Williams 2 yd TD pass from Tony Romo (6.00 pts)  
Nate Kaeding 41 yd FG (3.00 pts)  
Nate Kaeding PAT (1.00 pts)  
Nate Kaeding PAT (1.00 pts)

### GAME TOTAL BONUSES:

Aaron Rodgers 313 yards passing (12.52 pts)  
Aaron Rodgers 14 combined rushing and receiving yds (1.40 pts)  
Jamaal Charles 117 combined rushing and receiving yds (11.70 pts)  
Randy Moss 55 combined rushing and receiving yds (5.50 pts)  
Brandon Lloyd 74 combined rushing and receiving yds (7.40 pts)  
Roy Williams 28 combined rushing and receiving yds (2.80 pts)  
Santonio Holmes 61 combined rushing and receiving yds (6.10 pts)  
New York Jets 1.0 sack (1.00 pts)  
New York Jets 2 fumbles recovered (2.00 pts)

### DEDUCTIONS:

Aaron Rodgers 1 interception (-1.00 pts)  
Santonio Holmes 1 fumble lost (-1.00 pts)

### BENCH:

15.08 Eli Manning, QB  
0.00 Cedric Benson, RB  
17.80 Joseph Addai, RB  
1.80 Jerricho Cotchery, WR  
0.00 Vincent Jackson, WR  
9.90 Percy Harvin, WR  
2.90 Mercedes Lewis, TE  
4.00 Dallas Cowboys, D/ST

### SCORING:

Joe Flacco 16 yd TD pass to Todd Heap (4.00 pts)  
Joe Flacco 25 yd TD pass to Anquan Boldin (4.00 pts)  
Steven Jackson 7 yd rushing TD (6.00 pts)  
DeSean Jackson 31 yd rushing TD (6.00 pts)  
DeSean Jackson 34 yd TD pass from Kevin Kolb (6.00 pts)  
Matt Bryant PAT (1.00 pts)  
Matt Bryant 26 yd FG (3.00 pts)  
Matt Bryant PAT (1.00 pts)

### GAME TOTAL BONUSES:

Joe Flacco 285 yards passing (11.40 pts)  
Joe Flacco 5 combined rushing and receiving yds (0.50 pts)  
Steven Jackson 111 combined rushing and receiving yds (11.10 pts)  
Ray Rice 126 combined rushing and receiving yds (12.60 pts)  
DeSean Jackson 78 combined rushing and receiving yds (7.80 pts)  
Mike Williams 45 combined rushing and receiving yds (4.50 pts)  
Philadelphia Eagles 3.0 sacks (3.00 pts)  
Philadelphia Eagles 1 interception (1.00 pts)  
Philadelphia Eagles 1 fumble recovered (1.00 pts)

### DEDUCTIONS:

None.

### BENCH:

13.60 Justin Forsett, RB  
0.00 Chris Wells, RB  
0.00 Terrell Owens, WR  
11.40 Hines Ward, WR  
5.30 Marques Colston, WR  
11.70 Michael Crabtree, WR  
7.70 Demaryius Thomas, WR  
2.10 Tony Moeaki, TE

---

# HARGER FANTASY FOOTBALL LEAGUE 2010

## Week 6 – Head to Head



Roughriders  
Owner: Bryan Ferryman



The General  
Owner: Matthew Harger

VS

<a href="#">Ben Roethlisberger</a>	PIT	QB	CLE 10		<a href="#">Tom Brady</a>	NWE	QB	BAL 20	
21.78	16-27, 257 yds passing (3 TDs), 1 INTs		PIT 28	<b>FINAL</b>	13.78	27-44, 292 yds passing (1 TDs), 2 INTs		NWE 23	<b>FINAL</b>
	1 carry, 5 yds rushing					2 carries, 1 yds rushing			
<a href="#">Ryan Torain</a>	WAS	RB	IND 27		<a href="#">Frank Gore</a>	SFO	RB	OAK 9	
22.90	20 carries, 100 yds rushing (2 TDs)		WAS 24	<b>FINAL</b>	14.90	25 carries, 149 yds rushing		SFO 17	<b>FINAL</b>
	1 catch, 9 yds receiving								
<a href="#">Ryan Mathews</a>	SDG	RB	SDG 17		7.10	<a href="#">Reggie Wayne</a>	IND	WR	IND 27
7.60	12 carries, 64 yds rushing		STL 20	<b>FINAL</b>		6 catches, 71 yds receiving		WAS 24	<b>FINAL</b>
	3 catches, 12 yds receiving								
<a href="#">Anquan Boldin</a>	BAL	WR	BAL 20		0.90	<a href="#">Nate Washington</a>	TEN	WR	TEN 30
12.20	1 carry, -1 yds rushing		NWE 23	<b>FINAL</b>		1 catch, 9 yds receiving		JAC 3	<b>FINAL</b>
	4 catches, 63 yds receiving (1 TDs)								
<a href="#">Danny Amendola</a>	STL	WR	SDG 17		9.30	<a href="#">Kenny Britt</a>	TEN	WR	TEN 30
1.90	3 catches, 19 yds receiving		STL 20	<b>FINAL</b>		2 catches, 33 yds receiving (1 TDs)		JAC 3	<b>FINAL</b>
<a href="#">Jason Witten</a>	DAL	TE	DAL 21		7.00	<a href="#">Nick Folk</a>	NYJ	K	NYJ 24
5.20	3 catches, 52 yds receiving, 1 tackle		MIN 24	<b>FINAL</b>		1 FG (56), 3 PATs		DEN 20	<b>FINAL</b>
<a href="#">Josh Scobee</a>	JAC	K	TEN 30		9.00	<a href="#">Pittsburgh Steelers</a>	PIT	D/ST	CLE 10
3.00	1 FG (33)		JAC 3	<b>FINAL</b>		43 tackles, 32 assists, 7 passes defensed, 6.0 sacks, 2 INT, 1 FF, 1 FR		PIT 28	<b>FINAL</b>
<a href="#">Miami Dolphins</a>	MIA	D/ST	MIA 23		62.78				
6.00	46 tackles, 6 assists, 4 passes defensed, 5.0 sacks, 1 INT		GNB 20	<b>FINAL</b>					
80.58									

# HARGER FANTASY FOOTBALL LEAGUE 2010

## Week 6 – Head to Head

### SCORING:

Ben Roethlisberger 29 yd TD pass to Mike Wallace (4.00 pts)  
Ben Roethlisberger 8 yd TD pass to Hines Ward (4.00 pts)  
Ben Roethlisberger 14 yd TD pass to Heath Miller (4.00 pts)  
Ryan Torain 9 yd rushing TD (6.00 pts)  
Ryan Torain 1 yd rushing TD (6.00 pts)  
Anquan Boldin 25 yd TD pass from Joe Flacco (6.00 pts)  
Josh Scobee 33 yd FG (3.00 pts)

### GAME TOTAL BONUSES:

Ben Roethlisberger 257 yards passing (10.28 pts)  
Ben Roethlisberger 5 combined rushing and receiving yds (0.50 pts)  
Ryan Torain 109 combined rushing and receiving yds (10.90 pts)  
Ryan Mathews 76 combined rushing and receiving yds (7.60 pts)  
Anquan Boldin 62 combined rushing and receiving yds (6.20 pts)  
Danny Amendola 19 combined rushing and receiving yds (1.90 pts)  
Jason Witten 52 combined rushing and receiving yds (5.20 pts)  
Miami Dolphins 5.0 sacks (5.00 pts)  
Miami Dolphins 1 interception (1.00 pts)

### DEDUCTIONS:

Ben Roethlisberger 1 interception (-1.00 pts)

### BENCH:

21.72 Drew Brees, QB  
4.70 Jahvid Best, RB  
8.10 Jabar Gaffney, WR  
5.00 Eddie Royal, WR  
9.70 Davone Bess, WR  
2.20 Brandon Tate, WR  
0.00 Visanthe Shiancoe, TE  
0.00 Mike Nugent, K

### SCORING:

Tom Brady 5 yd TD pass to Deion Branch (4.00 pts)  
Kenny Britt 23 yd TD pass from Vince Young (6.00 pts)  
Nick Folk PAT (1.00 pts)  
Nick Folk 56 yd FG (4.00 pts)  
Nick Folk PAT (1.00 pts)  
Nick Folk PAT (1.00 pts)

### GAME TOTAL BONUSES:

Tom Brady 292 yards passing (11.68 pts)  
Tom Brady 1 combined rushing and receiving yds (0.10 pts)  
Frank Gore 149 combined rushing and receiving yds (14.90 pts)  
Reggie Wayne 71 combined rushing and receiving yds (7.10 pts)  
Nate Washington 9 combined rushing and receiving yds (0.90 pts)  
Hakeem Nicks 8 combined rushing and receiving yds (0.80 pts)  
Kenny Britt 33 combined rushing and receiving yds (3.30 pts)  
Pittsburgh Steelers 6.0 sacks (6.00 pts)  
Pittsburgh Steelers 2 interceptions (2.00 pts)  
Pittsburgh Steelers 1 fumble recovered (1.00 pts)

### DEDUCTIONS:

Tom Brady 2 interceptions (-2.00 pts)

### BENCH:

11.94 Donovan McNabb, QB  
7.10 Carnell Williams, RB  
4.30 Mike Hart, RB  
6.30 Mike Tolbert, RB  
0.00 Steve Smith, WR  
0.00 Larry Fitzgerald, WR  
7.90 Aaron Hernandez, TE  
3.00 San Diego Chargers, D/ST

---



# HARGER FANTASY FOOTBALL LEAGUE 2010

## Week 6 – Head to Head



Big Sexy  
Owner: Robin Lucas

JJJammin-On-The-One  
Owner: A.J. Harger



VS

<a href="#">Peyton Manning</a>	IND	QB	IND 27 WAS 24	<b>FINAL</b>	<a href="#">Mark Sanchez</a>	NYJ	QB	NYJ 24 DEN 20	<b>FINAL</b>
19.28	25-38, 307 yds passing (2 TDs) 1 carry, -1 yds rushing, 1 fumble(s)				9.92	17-30, 198 yds passing (1 TDs), 2 INTs 1 carry, -1 yds rushing			
<a href="#">Brandon Jacobs</a>	NYG	RB	DET 20 NYG 28	<b>FINAL</b>	<a href="#">LaDainian Tomlinson</a>	NYJ	RB	NYJ 24 DEN 20	<b>FINAL</b>
15.50	9 carries, 35 yds rushing (2 TDs)				18.70	16 carries, 55 yds rushing (2 TDs) 2 catches, 12 yds receiving			
<a href="#">LeSean McCoy</a>	PHI	RB	ATL 17 PHI 31	<b>FINAL</b>	<a href="#">Michael Turner</a>	ATL	RB	ATL 17 PHI 31	<b>FINAL</b>
8.50	21 carries, 64 yds rushing 4 catches, 21 yds receiving				4.90	15 carries, 45 yds rushing 1 catch, 4 yds receiving			
<a href="#">Brandon Marshall</a>	MIA	WR	MIA 23 GNB 20	<b>FINAL</b>	<a href="#">Roddy White</a>	ATL	WR	ATL 17 PHI 31	<b>FINAL</b>
12.70	10 catches, 127 yds receiving, 1 tackle				8.30	6 catches, 83 yds receiving			
<a href="#">Mike Sims-Walker</a>	JAC	WR	TEN 30 JAC 3	<b>FINAL</b>	<a href="#">Steve Smith</a>	NYG	WR	DET 20 NYG 28	<b>FINAL</b>
1.60	2 catches, 16 yds receiving				7.00	6 catches, 70 yds receiving			
<a href="#">Mike Wallace</a>	PIT	WR	CLE 10 PIT 28	<b>FINAL</b>	<a href="#">Dallas Clark</a>	IND	TE	IND 27 WAS 24	<b>FINAL</b>
15.00	3 catches, 90 yds receiving (1 TDs)				5.20	6 catches, 52 yds receiving			
<a href="#">Jason Hanson</a>	DET	K	DET 20 NYG 28	<b>FINAL</b>	<a href="#">Sebastian Janikowski</a>	OAK	K	OAK 9 SFO 17	<b>FINAL</b>
10.00	2 FGs (50,50), 2 PATs				9.00	3 FGs (27,24,40)			
<a href="#">Green Bay Packers</a>	GNB	D/ST	MIA 23 GNB 20	<b>FINAL</b>	<a href="#">San Francisco 49ers</a>	SFO	D/ST	OAK 9 SFO 17	<b>FINAL</b>
1.00	62 tackles, 25 assists, 5 passes defensed, 1 INT				5.00	44 tackles, 10 assists, 6 passes defensed, 2.0 sacks, 2 INT, 2 FF			
83.58					68.02				

# HARGER FANTASY FOOTBALL LEAGUE 2010

## Week 6 – Head to Head

### SCORING:

Peyton Manning 57 yd TD pass to Pierre Garcon (4.00 pts)  
Peyton Manning 5 yd TD pass to Austin Collie (4.00 pts)  
Brandon Jacobs 4 yd rushing TD (6.00 pts)  
Brandon Jacobs 6 yd rushing TD (6.00 pts)  
Mike Wallace 29 yd TD pass from Ben Roethlisberger (6.00

pts)

Jason Hanson PAT (1.00 pts)  
Jason Hanson 50 yd FG (4.00 pts)  
Jason Hanson PAT (1.00 pts)  
Jason Hanson 50 yd FG (4.00 pts)

### GAME TOTAL BONUSES:

Peyton Manning 307 yards passing (12.28 pts)  
Brandon Jacobs 35 combined rushing and receiving yds (3.50  
pts)  
LeSean McCoy 85 combined rushing and receiving yds (8.50  
pts)  
Brandon Marshall 127 combined rushing and receiving yds  
(12.70 pts)  
Mike Sims-Walker 16 combined rushing and receiving yds  
(1.60 pts)  
Mike Wallace 90 combined rushing and receiving yds (9.00 pts)  
Green Bay Packers 1 interception (1.00 pts)

### DEDUCTIONS:

Peyton Manning 1 fumble lost (-1.00 pts)

### BENCH:

17.14 Chad Henne, QB  
17.00 Thomas Jones, RB  
9.30 Felix Jones, RB  
11.70 Lance Moore, WR  
0.00 Legedu Naanee, WR  
27.90 Jeremy Maclin, WR  
3.70 Chris Cooley, TE  
0.00 Cincinnati Bengals, D/ST

### SCORING:

Mark Sanchez 32 yd TD pass to Braylon Edwards (4.00 pts)  
LaDainian Tomlinson 20 yd rushing TD (6.00 pts)  
LaDainian Tomlinson 2 yd rushing TD (6.00 pts)  
Sebastian Janikowski 27 yd FG (3.00 pts)  
Sebastian Janikowski 24 yd FG (3.00 pts)  
Sebastian Janikowski 40 yd FG (3.00 pts)

### GAME TOTAL BONUSES:

Mark Sanchez 198 yards passing (7.92 pts)  
LaDainian Tomlinson 67 combined rushing and receiving yds  
(6.70 pts)  
Michael Turner 49 combined rushing and receiving yds (4.90 pts)  
Roddy White 83 combined rushing and receiving yds (8.30 pts)  
Steve Smith 70 combined rushing and receiving yds (7.00 pts)  
Dallas Clark 52 combined rushing and receiving yds (5.20 pts)  
San Francisco 49ers 2.0 sacks (2.00 pts)  
San Francisco 49ers 9 total points allowed (1.00 pts)  
San Francisco 49ers 2 interceptions (2.00 pts)

### DEDUCTIONS:

Mark Sanchez 2 interceptions (-2.00 pts)

### BENCH:

7.72 Brett Favre, QB  
6.30 Ricky Williams, RB  
0.00 Fred Jackson, RB  
3.80 Knowshon Moreno, RB  
0.00 Steve Johnson, WR  
11.70 Austin Collie, WR  
11.00 Stephen Gostkowski, K  
3.00 New England Patriots, D/ST

---

# HARGER FANTASY FOOTBALL LEAGUE 2010

## Week 6 – Head to Head



Pigskin Princess  
Owner: Leah Harger

NO Mercy  
Owner: Phillip Harger

VS



<a href="#">Matt Schaub</a>	HOU	QB	KAN 31		<a href="#">Philip Rivers</a>	SDG	QB	SDG 17	
20.50	25-33, 305 yds passing (2 TDs)		HOU 35	<b>FINAL</b>	12.96	22-37, 249 yds passing (1 TDs), 1 INTs		STL 20	<b>FINAL</b>
	1 carry, 3 yds rushing					<a href="#">Chris Johnson</a>	TEN	RB	TEN 30
<a href="#">Ahmad Bradshaw</a>	NYG	RB	DET 20		19.10	26 carries, 111 yds rushing (1 TDs)		JAC 3	<b>FINAL</b>
14.30	19 carries, 133 yds rushing		NYG 28	<b>FINAL</b>		2 catches, 20 yds receiving			
	2 catches, 10 yds receiving				<a href="#">Santana Moss</a>	WAS	WR	IND 27	
<a href="#">Rashard Mendenhall</a>	PIT	RB	CLE 10		7.70	8 catches, 77 yds receiving		WAS 24	<b>FINAL</b>
15.90	27 carries, 84 yds rushing (1 TDs)		PIT 28	<b>FINAL</b>		<a href="#">Wes Welker</a>	NWE	BAL 20	
	3 catches, 15 yds receiving				5.30	7 catches, 53 yds receiving		NWE 23	<b>FINAL</b>
<a href="#">Donald Driver</a>	GNB	WR	MIA 23			<a href="#">Malcom Floyd</a>	SDG	SDG 17	
3.10	3 catches, 31 yds receiving		GNB 20	<b>FINAL</b>	1.50	2 catches, 15 yds receiving		STL 20	<b>FINAL</b>
<a href="#">Andre Johnson</a>	HOU	WR	KAN 31			<a href="#">Miles Austin</a>	DAL	DAL 21	
19.80	8 catches, 138 yds receiving (1 TDs)		HOU 35	<b>FINAL</b>	1.20	2 catches, 12 yds receiving		MIN 24	<b>FINAL</b>
<a href="#">Braylon Edwards</a>	NYJ	WR	NYJ 24			<a href="#">Neil Rackers</a>	HOU	KAN 31	
10.60	4 catches, 46 yds receiving (1 TDs)		DEN 20	<b>FINAL</b>	5.00	5 PATs, 2 tackles, 1 assist		HOU 35	<b>FINAL</b>
<a href="#">Rob Bironas</a>	TEN	K	TEN 30			<a href="#">New York Giants</a>	NYG	DET 20	
12.00	3 FGs (26,33,36), 3 PATs		JAC 3	<b>FINAL</b>	5.00	57 tackles, 20 assists, 7 passes defended, 2.0 sacks, 1 INT, 5 FF, 2 FR		NYG 28	<b>FINAL</b>
<a href="#">Chicago Bears</a>	CHI	D/ST	SEA 23		57.76				
6.00	1 TD, 54 tackles, 15 assists, 4 passes defended		CHI 20	<b>FINAL</b>					
102.20									

# HARGER FANTASY FOOTBALL LEAGUE 2010

## Week 6 – Head to Head

### SCORING:

Matt Schaub 5 yd TD pass to Joel Dreessen (4.00 pts)  
Matt Schaub 11 yd TD pass to Andre Johnson (4.00 pts)  
Rashard Mendenhall 2 yd rushing TD (6.00 pts)  
Andre Johnson 11 yd TD pass from Matt Schaub (6.00 pts)  
Braylon Edwards 32 yd TD pass from Mark Sanchez (6.00 pts)  
Rob Bironas PAT (1.00 pts)  
Rob Bironas PAT (1.00 pts)  
Rob Bironas 26 yd FG (3.00 pts)  
Rob Bironas 33 yd FG (3.00 pts)  
Rob Bironas 36 yd FG (3.00 pts)  
Rob Bironas PAT (1.00 pts)  
Chicago Bears 89 yd punt return TD (6.00 pts)

### GAME TOTAL BONUSES:

Matt Schaub 305 yards passing (12.20 pts)  
Matt Schaub 3 combined rushing and receiving yds (0.30 pts)  
Ahmad Bradshaw 143 combined rushing and receiving yds (14.30 pts)  
Rashard Mendenhall 99 combined rushing and receiving yds (9.90 pts)  
Donald Driver 31 combined rushing and receiving yds (3.10 pts)  
Andre Johnson 138 combined rushing and receiving yds (13.80 pts)  
Braylon Edwards 46 combined rushing and receiving yds (4.60 pts)

### DEDUCTIONS:

None.

### BENCH:

0.96 David Garrard, QB  
3.50 Chester Taylor, RB  
7.50 Ronnie Brown, RB  
4.60 Marion Barber, RB  
11.10 Matt Forte, RB  
0.00 Chad Ochocinco, WR  
0.00 Lee Evans, WR  
4.00 Devin Aromashodu, WR

### SCORING:

Philip Rivers 5 yd TD pass to Buster Davis (4.00 pts)  
Chris Johnson 35 yd rushing TD (6.00 pts)  
Neil Rackers PAT (1.00 pts)  
Neil Rackers PAT (1.00 pts)  
Neil Rackers PAT (1.00 pts)  
Neil Rackers PAT (1.00 pts)  
Neil Rackers PAT (1.00 pts)

### GAME TOTAL BONUSES:

Philip Rivers 249 yards passing (9.96 pts)  
Chris Johnson 131 combined rushing and receiving yds (13.10 pts)  
Santana Moss 77 combined rushing and receiving yds (7.70 pts)  
Wes Welker 53 combined rushing and receiving yds (5.30 pts)  
Malcom Floyd 15 combined rushing and receiving yds (1.50 pts)  
Miles Austin 12 combined rushing and receiving yds (1.20 pts)  
New York Giants 2.0 sacks (2.00 pts)  
New York Giants 1 interception (1.00 pts)  
New York Giants 2 fumbles recovered (2.00 pts)

### DEDUCTIONS:

Philip Rivers 1 interception (-1.00 pts)

### BENCH:

14.56 Kyle Orton, QB  
11.30 Marshawn Lynch, RB  
9.00 Peyton Hillis, RB  
4.30 Shonn Greene, RB  
5.00 Javon Ringer, RB  
7.90 Owen Daniels, TE  
6.00 Ryan Longwell, K  
2.00 Kansas City Chiefs, D/ST

---

## HARGER FANTASY FOOTBALL LEAGUE 2010

### Week 6 – Standings

HFFL2010 Division



	W	L	T	PCT	PF	PA	DIV	STREAK
<a href="#">The Mighty Warriors</a>	5	1	0	0.833	626.68	473.54	5 - 1 - 0	Lost 1
<a href="#">Pigskin Princess</a>	5	1	0	0.833	538.22	419.90	5 - 1 - 0	Won 3
<a href="#">NO Mercy</a>	4	2	0	0.667	532.72	501.92	4 - 2 - 0	Lost 1
<a href="#">JJJammin-On-The-One</a>	3	3	0	0.500	522.26	457.02	3 - 3 - 0	Lost 2
<a href="#">The Feds</a>	3	3	0	0.500	448.14	530.02	3 - 3 - 0	Won 2
<a href="#">The General</a>	2	4	0	0.333	507.40	488.96	2 - 4 - 0	Lost 4
<a href="#">The Columbus Knights</a>	2	4	0	0.333	481.74	541.22	2 - 4 - 0	Lost 1
<a href="#">Big Sexy</a>	2	4	0	0.333	463.74	502.04	2 - 4 - 0	Won 1
<a href="#">Doomsday II</a>	2	4	0	0.333	435.58	548.40	2 - 4 - 0	Won 1
<a href="#">Roughriders</a>	2	4	0	0.333	423.98	517.44	2 - 4 - 0	Won 1



#### Week 6 Results

<b>Doomsday II</b>	<b>91.40</b>	The Mighty Warriors	84.80
The Columbus Knights	75.42	<b>The Feds</b>	<b>83.90</b>
<b>Roughriders</b>	<b>80.58</b>	The General	62.73
<b>Big Sexy</b>	<b>83.58</b>	JJJammin-On-The-One	68.02
<b>Pigskin Princess</b>	<b>102.20</b>	NO Mercy	57.75

## HARGER FANTASY FOOTBALL LEAGUE 2010

### Week 6 – Starting Points Summary

	<a href="#">Doomsday II</a>	91.40		<a href="#">The Columbus Knights</a>	75.42
---	-----------------------------	-------	---	--------------------------------------	-------

	<a href="#">The Mighty Warriors</a>	84.80		<a href="#">The Feds</a>	83.90
---	-------------------------------------	-------	---	--------------------------	-------

[GameCast](#) | **Final**

Actual vs Best: [Doomsday II](#) | [The Mighty Warriors](#)


High Scorer: [Tony Romo](#) (23.00 points)

[GameCast](#) | **Final**

Actual vs Best: [The Columbus Knights](#) | [The Feds](#)

High Scorer: [Aaron Rodgers](#) (22.92 points)

	<a href="#">Roughriders</a>	80.58		<a href="#">Big Sexy</a>	83.58
---	-----------------------------	-------	---	--------------------------	-------

	<a href="#">The General</a>	62.78	<a href="#">JJJammin-On-The-One</a>		68.02
---	-----------------------------	-------	-------------------------------------	--	-------

[GameCast](#) | **Final**

Actual vs Best: [Roughriders](#) | [The General](#)

High Scorer: [Ryan Torain](#) (22.90 points)

[GameCast](#) | **Final**

Actual vs Best: [Big Sexy](#) | [JJJammin-On-The-One](#)

High Scorer: [Peyton Manning](#) (19.28 points)

<a href="#">Pigskin Princess</a>		102.20			
----------------------------------	--	--------	--	--	--

	<a href="#">NO Mercy</a>	57.76			
---	--------------------------	-------	--	--	--

[GameCast](#) | **Final**

Actual vs Best: [Pigskin Princess](#) | [NO Mercy](#)

High Scorer: [Matt Schaub](#) (20.50 points)

League Average: 79.04



# Harger Fantasy Football League

## Top Quarterback Scoring

PLAYER	NFL	INJ	BYE	FA	TOTAL	AVG	6	5	4	3	2	1
Peyton Manning	IND	-	7		125.64	20.94	19.28	8.76	21.08	25.00	22.20	29.32
Philip Rivers	SDG	-	10		125.42	20.90	12.96	24.64	17.64	26.40	23.36	20.42
Aaron Rodgers	GNB	-	10		124.14	20.69	22.92	17.72	19.24	23.64	26.20	14.42
Kyle Orton	DEN	-	9		116.28	19.38	14.56	20.56	21.74	23.14	20.28	16.00
Drew Brees	NOR	P	10		110.02	18.34	21.72	16.36	15.00	24.60	18.86	13.48
Tony Romo	DAL	-	4		100.74	20.15	23.00	26.14	bye	19.36	16.96	15.28
Matt Schaub	HOU	-	7		92.12	15.35	20.50	5.84	15.78	11.64	31.08	7.28
Matt Ryan	ATL	-	8		91.50	15.25	16.30	10.98	14.42	19.72	20.60	9.48
Shaun Hill	DET	-	7	*	90.56	15.09	7.64	21.98	24.54	11.88	23.00	1.52
Eli Manning	NYG	-	8		88.86	14.81	15.08	22.78	5.80	13.64	12.04	19.52
Joe Flacco	BAL	-	8		86.74	14.46	19.90	15.84	13.34	22.48	7.06	8.12
Donovan McNabb	WAS	-	9		86.64	14.44	11.94	18.28	11.90	14.94	21.04	8.54
Alex Smith	SFO	-	9	*	85.50	14.25	15.84	22.96	9.62	12.28	17.80	7.00
Tom Brady	NWE	P	5		84.42	16.88	13.78	bye	10.72	22.68	14.92	22.32
Mark Sanchez	NYJ	-	7	*	80.70	13.45	9.92	7.64	14.44	22.24	23.00	3.46
Michael Vick	PHI	Q	8		80.66	13.44	0.00	0.00	3.66	32.64	23.06	21.30
David Garrard	JAC	O	9	*	77.02	12.84	0.96	18.02	24.92	6.40	6.92	19.80
Sam Bradford	STL	-	9	*	76.08	12.68	12.72	6.60	19.36	12.60	13.68	11.12
Jay Cutler	CHI	-	8		75.18	12.53	13.50	0.00	-0.32	15.54	23.38	23.08
Josh Freeman	TAM	-	4	*	74.12	14.82	12.96	16.20	bye	7.86	19.42	17.68
Carson Palmer	CIN	-	6		73.48	14.70	bye	13.66	20.84	10.60	6.68	21.70
Chad Henne	MIA	-	5		71.80	14.36	17.14	bye	17.20	21.62	8.56	7.28
Matt Hasselbeck	SEA	-	5	*	70.54	14.11	13.68	bye	5.94	12.30	18.42	20.20
Vince Young	TEN	Q	9	*	62.60	10.43	6.44	17.12	12.72	9.32	0.84	16.16
Matt Cassel	KAN	-	4		61.54	12.31	20.84	6.34	bye	21.70	5.54	7.12
Ryan Fitzpatrick	BUF	-	6	*	59.40	11.88	bye	21.20	20.52	17.68	0.00	0.00
Kevin Kolb	PHI	-	8		53.06	8.84	24.14	14.82	13.14	0.00	0.00	0.96
Brett Favre	MIN	P	4		52.26	10.45	7.72	19.66	bye	10.04	5.00	9.84
Seneca Wallace	CLE	O	8	*	43.52	7.25	0.00	9.56	10.86	9.64	12.56	0.90
Bruce Gradkowski	OAK	Q	10	*	42.26	7.04	0.00	0.56	17.72	14.50	9.48	0.00
Derek Anderson	ARI	-	6	*	32.90	6.58	bye	0.24	0.56	11.88	4.44	15.78
Jason Campbell	OAK	Q	10	*	31.56	5.26	3.42	11.06	0.00	0.00	4.38	12.70
Charlie Batch	PIT	-	5	*	26.08	5.22	0.00	bye	5.04	20.04	1.00	0.00
Ben Roethlisberger	PIT	-	5		21.78	4.36	21.78	bye	0.00	0.00	0.00	0.00
Jimmy Clausen	CAR	-	6	*	19.26	3.85	bye	1.44	10.94	5.52	1.36	0.00
Trent Edwards	JAC	Q	9	*	19.24	3.21	5.20	0.00	0.00	0.00	3.28	10.76
Kerry Collins	TEN	P	9	*	18.36	3.06	8.40	0.00	0.00	0.00	9.96	0.00
Colt McCoy	CLE	-	8	*	15.44	2.57	15.44	0.00	0.00	0.00	0.00	0.00
Matt Moore	CAR	-	6	*	15.38	3.08	bye	-0.60	0.00	0.00	7.20	8.78
Drew Stanton	DET	-	7	*	14.32	2.39	13.88	0.44	0.00	0.00	0.00	0.00
Jake Delhomme	CLE	D	8	*	13.06	2.18	0.00	1.88	0.00	0.00	0.00	11.18
Dennis Dixon	PIT	X	5	*	11.36	2.27	0.00	bye	0.00	0.00	2.52	8.84
Tim Tebow	DEN	-	9	*	8.50	1.42	8.30	0.00	0.00	0.00	0.00	0.20
Max Hall	ARI	-	6	*	7.12	1.42	bye	5.72	2.28	0.00	-0.88	0.00
Josh Johnson	TAM	-	4	*	5.32	1.06	1.78	0.16	bye	3.38	0.00	0.00
Luke McCown	JAC	X	9	*	5.20	0.87	0.00	0.00	0.00	0.00	5.20	0.00
Matthew Stafford	DET	-	7	*	2.32	0.39	0.00	0.00	0.00	0.00	0.00	2.32
Caleb Hanie	CHI	-	8	*	2.20	0.37	0.00	0.76	1.44	0.00	0.00	0.00
Tyler Thigpen	MIA	-	5	*	0.80	0.16	0.00	bye	0.80	0.00	0.00	0.00
Billy Volek	SDG	-	10	*	0.32	0.05	0.00	0.00	0.32	0.00	0.00	0.00
Mark Brunell	NYJ	-	7	*	0.28	0.05	0.00	0.00	0.28	0.00	0.00	0.00
Jon Kitna	DAL	-	4	*	0.00	0.00	0.00	0.00	bye	0.00	0.00	0.00
Todd Bouman	JAC	-	9	*	0.00	0.00	0.00	0.00	0.00	0.00	0.00	0.00
Daunte Culpepper	DET	-	7	*	0.00	0.00	0.00	0.00	0.00	0.00	0.00	0.00
Jeff Garcia	PHI	-	8	*	0.00	0.00	0.00	0.00	0.00	0.00	0.00	0.00
Chad Pennington	MIA	-	5	*	0.00	0.00	0.00	bye	0.00	0.00	0.00	0.00
Chris Redman	ATL	-	8	*	0.00	0.00	0.00	0.00	0.00	0.00	0.00	0.00
Marc Bulger	BAL	-	8	*	0.00	0.00	0.00	0.00	0.00	0.00	0.00	0.00
Sage Rosenfels	NYG	-	8	*	0.00	0.00	0.00	0.00	0.00	0.00	0.00	0.00
A.J. Feeley	STL	-	9	*	0.00	0.00	0.00	0.00	0.00	0.00	0.00	0.00
J.T. O'Sullivan	SDG	-	10	*	0.00	0.00	0.00	0.00	0.00	0.00	0.00	0.00
Josh McCown	CAR	-	6	*	0.00	0.00	bye	0.00	0.00	0.00	0.00	0.00
Joey Harrington	NOR	-	10	*	0.00	0.00	0.00	0.00	0.00	0.00	0.00	0.00
Patrick Ramsey	JAC	-	9	*	0.00	0.00	0.00	0.00	0.00	0.00	0.00	0.00
David Carr	SFO	-	9	*	0.00	0.00	0.00	0.00	0.00	0.00	0.00	0.00
Byron Leftwich	PIT	-	5	*	0.00	0.00	0.00	bye	0.00	0.00	0.00	0.00
Kyle Boller	OAK	-	10	*	0.00	0.00	0.00	0.00	0.00	0.00	0.00	0.00
Rex Grossman	WAS	-	9	*	0.00	0.00	0.00	0.00	0.00	0.00	0.00	0.00
Chris Simms	TEN	-	9	*	0.00	0.00	0.00	0.00	0.00	0.00	0.00	0.00
J.P. Losman	SEA	-	5	*	0.00	0.00	0.00	bye	0.00	0.00	0.00	0.00
Jim Sorgi	NYG	X	8	*	0.00	0.00	0.00	0.00	0.00	0.00	0.00	0.00
Charlie Frye	OAK	X	10	*	0.00	0.00	0.00	0.00	0.00	0.00	0.00	0.00
Dan Orlovsky	HOU	-	7	*	0.00	0.00	0.00	0.00	0.00	0.00	0.00	0.00
Matt Leinart	HOU	-	7	*	0.00	0.00	0.00	0.00	0.00	0.00	0.00	0.00
Kellen Clemens	NYJ	-	7	*	0.00	0.00	0.00	0.00	0.00	0.00	0.00	0.00
Tarvaris Jackson	MIN	-	4	*	0.00	0.00	0.00	0.00	bye	0.00	0.00	0.00



# Harger Fantasy Football League

## Top Quarterback Scoring

PLAYER	NFL	INJ	BYE	FA	TOTAL	AVG	6	5	4	3	2	1
Charlie Whitehurst	SEA	-	5	*	0.00	0.00	0.00	bye	0.00	0.00	0.00	0.00
Brodie Croyle	KAN	-	4	*	0.00	0.00	0.00	0.00	bye	0.00	0.00	0.00
D.J. Shockley	ATL	-	8	*	0.00	0.00	0.00	0.00	0.00	0.00	0.00	0.00
JaMarcus Russell	OAK	-	10	*	0.00	0.00	0.00	0.00	0.00	0.00	0.00	0.00
Brady Quinn	DEN	-	9	*	0.00	0.00	0.00	0.00	0.00	0.00	0.00	0.00
John Beck	WAS	-	9	*	0.00	0.00	0.00	0.00	0.00	0.00	0.00	0.00
Jeff Rowe	NWE	-	5	*	0.00	0.00	0.00	bye	0.00	0.00	0.00	0.00
Troy Smith	SFO	-	9	*	0.00	0.00	0.00	0.00	0.00	0.00	0.00	0.00
Jordan Palmer	CIN	-	6	*	0.00	0.00	bye	0.00	0.00	0.00	0.00	0.00
Tyler Palko	KAN	-	4	*	0.00	0.00	0.00	0.00	bye	0.00	0.00	0.00
Matt Gutierrez	CHI	-	8	*	0.00	0.00	0.00	0.00	0.00	0.00	0.00	0.00
Brian Brohm	BUF	-	6	*	0.00	0.00	bye	0.00	0.00	0.00	0.00	0.00
Kevin O'Connell	NYJ	X	7	*	0.00	0.00	0.00	0.00	0.00	0.00	0.00	0.00
John David Booty	HOU	-	7	*	0.00	0.00	0.00	0.00	0.00	0.00	0.00	0.00
Erik Ainge	NYJ	-	7	*	0.00	0.00	0.00	0.00	0.00	0.00	0.00	0.00
Colt Brennan	OAK	-	10	*	0.00	0.00	0.00	0.00	0.00	0.00	0.00	0.00
Matt Flynn	GNB	-	10	*	0.00	0.00	0.00	0.00	0.00	0.00	0.00	0.00
Brett Ratliff	CLE	-	8	*	0.00	0.00	0.00	0.00	0.00	0.00	0.00	0.00
Pat White	MIA	-	5	*	0.00	0.00	0.00	bye	0.00	0.00	0.00	0.00
Stephen McGee	DAL	-	4	*	0.00	0.00	0.00	0.00	bye	0.00	0.00	0.00
Rhett Bomar	NYG	-	8	*	0.00	0.00	0.00	0.00	0.00	0.00	0.00	0.00
Nate Davis	SFO	-	9	*	0.00	0.00	0.00	0.00	0.00	0.00	0.00	0.00
Tom Brandstater	IND	-	7	*	0.00	0.00	0.00	0.00	0.00	0.00	0.00	0.00
Mike Teel	CHI	-	8	*	0.00	0.00	0.00	0.00	0.00	0.00	0.00	0.00
Keith Null	JAC	-	9	*	0.00	0.00	0.00	0.00	0.00	0.00	0.00	0.00
Curtis Painter	IND	-	7	*	0.00	0.00	0.00	0.00	0.00	0.00	0.00	0.00
Brian Hoyer	NWE	-	5	*	0.00	0.00	0.00	bye	0.00	0.00	0.00	0.00
Chase Daniel	NOR	-	10	*	0.00	0.00	0.00	0.00	0.00	0.00	0.00	0.00
Richard Bartel	WAS	-	9	*	0.00	0.00	0.00	0.00	0.00	0.00	0.00	0.00
Drew Willy	IND	-	7	*	0.00	0.00	0.00	0.00	0.00	0.00	0.00	0.00
Mike Kafka	PHI	-	8	*	0.00	0.00	0.00	0.00	0.00	0.00	0.00	0.00
John Skelton	ARI	-	6	*	0.00	0.00	bye	0.00	0.00	0.00	0.00	0.00
Jonathan Crompton	SDG	-	10	*	0.00	0.00	0.00	0.00	0.00	0.00	0.00	0.00
Rusty Smith	TEN	-	9	*	0.00	0.00	0.00	0.00	0.00	0.00	0.00	0.00
Dan LeFevour	CIN	-	6	*	0.00	0.00	bye	0.00	0.00	0.00	0.00	0.00
Joe Webb	MIN	-	4	*	0.00	0.00	0.00	0.00	bye	0.00	0.00	0.00
Tony Pike	CAR	-	6	*	0.00	0.00	bye	0.00	0.00	0.00	0.00	0.00
Levi Brown	BUF	-	6	*	0.00	0.00	bye	0.00	0.00	0.00	0.00	0.00
Sean Canfield	NOR	-	10	*	0.00	0.00	0.00	0.00	0.00	0.00	0.00	0.00
Zac Robinson	SEA	-	5	*	0.00	0.00	0.00	bye	0.00	0.00	0.00	0.00
Jevan Snead	TAM	-	4	*	0.00	0.00	0.00	0.00	bye	0.00	0.00	0.00
Jarrett Brown	SFO	-	9	*	0.00	0.00	0.00	0.00	0.00	0.00	0.00	0.00
Tim Hiller	IND	-	7	*	0.00	0.00	0.00	0.00	0.00	0.00	0.00	0.00
Hunter Cantwell	BAL	-	8	*	0.00	0.00	0.00	0.00	0.00	0.00	0.00	0.00
Todd Collins	CHI	-	8	*	-1.36	-0.23	0.00	-2.72	0.44	0.92	0.00	0.00





# Harger Fantasy Football League

## Top Running Back Scoring

PLAYER	NFL	INJ	BYE	FA	TOTAL	AVG	6	5	4	3	2	1
Arian Foster	HOU	-	7		122.30	20.38	21.70	2.70	30.70	11.60	13.80	41.80
Chris Johnson	TEN	P	9		105.50	17.58	19.10	25.20	5.40	24.50	4.30	27.00
LeSean McCoy	PHI	P	8		95.80	15.97	8.50	19.80	16.40	6.10	30.80	14.20
Matt Forte	CHI	-	8		93.20	15.53	11.10	30.80	3.30	4.30	12.60	31.10
Frank Gore	SFO	-	9		91.50	15.25	14.90	11.30	13.70	14.50	28.80	8.30
LaDainian Tomlinson	NYJ	-	7		89.70	14.95	18.70	10.70	27.50	14.80	10.20	7.80
Adrian Peterson	MIN	-	4		89.60	17.92	13.10	10.80	bye	31.00	24.60	10.10
Peyton Hillis	CLE	P	8		86.30	14.38	9.00	12.70	17.00	24.00	12.10	11.50
Rashard Mendenhall	PIT	-	5		83.70	16.74	15.90	bye	20.80	20.30	7.20	19.50
Jahvid Best	DET	-	7		83.20	13.87	4.70	10.40	7.40	3.90	41.20	15.60
Ahmad Bradshaw	NYG	-	8		82.50	13.75	14.30	8.90	19.30	16.80	8.90	14.30
Steven Jackson	STL	-	9		75.70	12.62	17.10	12.60	12.40	12.40	12.50	8.70
Ray Rice	BAL	P	8		70.90	11.82	12.60	27.90	2.90	9.60	11.70	6.20
Joseph Addai	IND	-	7		69.40	11.57	17.80	8.90	20.20	3.90	11.30	7.30
Darren McFadden	OAK	Q	10		67.40	11.23	0.00	0.00	12.90	18.20	15.30	21.00
Maurice Jones-Drew	JAC	-	9		63.90	10.65	6.50	9.30	24.10	8.90	3.80	11.30
Cedric Benson	CIN	-	6		63.50	12.70	bye	18.30	6.00	21.00	7.80	10.40
Mike Tolbert	SDG	-	10	*	63.20	10.53	6.30	8.50	16.30	8.00	21.50	2.60
Jamaal Charles	KAN	-	4		59.80	11.96	11.70	9.10	bye	15.40	7.60	16.00
Michael Turner	ATL	-	8		57.60	9.60	4.90	14.00	7.80	18.50	7.50	4.90
Jason Snelling	ATL	-	8	*	52.70	8.78	2.70	2.00	3.60	7.00	36.60	0.80
Brandon Jacobs	NYG	-	8		47.30	7.88	15.50	10.10	12.60	1.80	0.80	6.50
Thomas Jones	KAN	-	4		47.20	9.44	17.00	1.90	bye	15.60	8.80	3.90
Ryan Torain	WAS	-	9		47.20	7.87	22.90	6.70	13.00	4.60	0.00	0.00
Brandon Jackson	GNB	-	10	*	46.90	7.82	8.20	14.00	3.40	3.90	9.90	7.50
BenJarvus Green-Ellis	NWE	-	5		42.10	8.42	8.00	bye	13.60	16.40	1.90	2.20
DeAngelo Williams	CAR	-	6		41.90	8.38	bye	5.90	16.00	6.40	7.40	6.20
Justin Forsett	SEA	-	5		41.70	8.34	13.60	bye	7.50	9.40	5.20	6.00
Ronnie Brown	MIA	-	5		40.20	8.04	7.50	bye	5.60	5.30	7.30	14.50
Shonn Greene	NYJ	-	7		39.00	6.50	4.30	11.70	11.70	3.60	6.00	1.70
Tim Hightower	ARI	-	6	*	38.80	7.76	bye	0.60	2.40	4.00	18.40	13.40
Michael Bush	OAK	-	10		38.30	6.38	5.90	19.50	11.60	1.30	0.00	0.00
Ryan Mathews	SDG	P	10		37.50	6.25	7.60	5.90	12.80	0.00	4.50	6.70
Clinton Portis	WAS	O	9	*	35.60	5.93	0.00	0.00	8.10	5.80	15.30	6.40
Derrick Ward	HOU	-	7		34.70	5.78	13.00	7.30	14.00	0.40	0.00	0.00
Felix Jones	DAL	-	4		34.50	6.90	9.30	12.60	bye	4.30	1.90	6.40
Pierre Thomas	NOR	O	10		34.00	5.67	0.00	0.00	0.00	9.10	10.30	14.60
Knowshon Moreno	DEN	-	9		34.00	5.67	3.80	0.00	0.00	0.00	17.80	12.40
Ricky Williams	MIA	-	5		33.40	6.68	6.30	bye	16.10	2.80	2.00	6.20
Danny Woodhead	NWE	-	5		32.40	6.48	11.50	bye	10.70	10.20	0.00	0.00
Willis McGahee	BAL	-	8	*	30.70	5.12	0.00	12.70	9.10	2.90	1.00	5.00
Carnell Williams	TAM	-	4		30.70	6.14	7.10	3.30	bye	4.60	5.90	9.80
Jonathan Stewart	CAR	-	6		30.60	6.12	bye	3.40	13.60	8.10	4.30	1.20
Earnest Graham	TAM	Q	4	*	29.70	5.94	0.00	12.50	bye	7.00	9.40	0.80
Correll Buckhalter	DEN	-	9	*	27.50	4.58	2.00	2.50	10.10	4.50	7.90	0.50
Marshawn Lynch	SEA	-	5		27.40	5.48	11.30	bye	-0.20	8.60	6.40	1.30
Chris Ivory	NOR	-	10		27.40	4.57	17.50	3.90	5.70	0.30	0.00	0.00
Marion Barber	DAL	-	4		25.60	5.12	4.60	1.90	bye	12.00	3.10	4.00
C.J. Spiller	BUF	-	6	*	24.80	4.96	bye	3.40	1.50	15.90	2.60	1.40
Javon Ringer	TEN	-	9		23.80	3.97	5.00	1.40	5.00	3.00	0.10	9.30
John Kuhn	GNB	-	10	*	22.70	3.78	0.90	1.70	3.90	5.10	3.60	7.50
Darren Sproles	SDG	-	10	*	21.80	3.63	5.70	3.30	0.70	1.60	10.00	0.50
Ladell Betts	NOR	-	10	*	21.60	3.60	8.60	6.00	7.00	0.00	0.00	0.00
Kenneth Darby	STL	-	9	*	21.60	3.60	0.00	1.70	8.00	11.70	0.00	0.20
Fred Jackson	BUF	-	6		21.30	4.26	bye	6.60	2.10	0.80	9.90	1.90
Chester Taylor	CHI	-	8		20.80	3.47	3.50	5.40	2.20	0.90	1.50	7.30
Leon Washington	SEA	-	5	*	17.80	3.56	0.00	bye	2.90	12.00	1.70	1.20
Donald Brown	IND	-	7	*	16.70	2.78	0.00	0.00	0.00	1.20	14.80	0.70
Rashad Jennings	JAC	-	9	*	16.60	2.77	0.00	0.00	1.50	3.30	8.80	3.00
Mike Hart	IND	-	7	*	16.20	2.70	4.30	11.50	0.00	0.00	0.40	0.00
LaRod Stephens-Howling	ARI	-	6	*	16.20	3.24	bye	0.80	0.40	6.00	2.50	6.50
Reggie Bush	NOR	O	10	*	14.10	2.35	0.00	0.00	0.00	0.00	9.40	4.70
Chris Wells	ARI	-	6	*	14.00	2.80	bye	4.00	2.50	7.50	0.00	0.00
Mike Goodson	CAR	-	6	*	13.10	2.62	bye	0.00	0.00	4.70	5.30	3.10
Keiland Williams	WAS	-	9	*	13.00	2.17	9.10	1.00	0.00	1.40	1.50	0.00
Laurence Maroney	DEN	-	9	*	12.40	2.07	1.80	2.70	1.50	6.40	0.00	0.00
Jerome Harrison	PHI	-	8	*	12.30	2.05	0.00	0.60	0.00	0.00	5.80	5.90
Kevin Faulk	NWE	X	5	*	10.70	2.14	0.00	bye	0.00	0.00	3.70	7.00
Isaac Redman	PIT	-	5	*	10.70	2.14	3.10	bye	0.60	4.00	1.10	1.90
Steve Slaton	HOU	-	7	*	10.50	1.75	0.00	0.00	4.50	1.70	1.40	2.90
Fred Taylor	NWE	O	5	*	10.40	2.08	0.00	bye	0.00	1.60	1.10	7.70
Brian Leonard	CIN	O	6	*	10.20	2.04	bye	0.90	7.10	2.20	0.00	0.00
Le'Ron McClain	BAL	-	8	*	9.60	1.60	1.10	2.40	2.00	2.20	0.80	1.10
Jacob Hester	SDG	-	10	*	9.60	1.60	0.90	2.20	5.00	0.20	0.70	0.60
Mike Sellers	WAS	Q	9	*	9.50	1.58	1.70	2.20	0.50	1.10	3.80	0.20
Heath Evans	NOR	-	10	*	9.30	1.55	6.40	0.00	0.40	0.00	1.80	0.70



# Harger Fantasy Football League

## Top Running Back Scoring

PLAYER	NFL	INJ	BYE	FA	TOTAL	AVG	6	5	4	3	2	1
LeGarrette Blount	TAM	-	4	*	9.00	1.80	0.00	0.30	bye	8.70	0.00	0.00
Owen Schmitt	PHI	-	8	*	8.90	1.48	0.00	1.90	4.30	0.60	2.10	0.00
Kevin Smith	DET	-	7	*	8.40	1.40	1.70	3.30	3.40	0.00	0.00	0.00
Bernard Scott	CIN	-	6	*	8.30	1.66	bye	-0.60	0.70	1.50	1.70	5.00
Chris Gronkowski	DAL	-	4	*	8.30	1.66	1.00	0.00	bye	0.00	7.30	0.00
Deji Karim	JAC	-	9	*	8.20	1.37	1.20	7.00	0.00	0.00	0.00	0.00
Anthony Dixon	SFO	-	9	*	7.40	1.23	0.90	0.00	0.30	0.00	6.20	0.00
Julius Jones	NOR	P	10	*	6.80	1.13	3.80	0.00	0.00	0.00	1.20	1.80
Maurice Morris	DET	-	7	*	6.40	1.07	0.00	0.00	0.00	4.10	0.80	1.50
Ovie Mughelli	ATL	-	8	*	6.00	1.00	0.20	0.20	0.20	2.90	2.50	0.00
Vonta Leach	HOU	-	7	*	5.60	0.93	0.00	1.80	0.00	1.80	2.00	0.00
Michael Robinson	SEA	-	5	*	5.52	1.10	0.30	bye	1.82	0.00	2.20	1.20
Lousaka Polite	MIA	Q	5	*	5.30	1.06	0.70	bye	0.00	1.80	1.00	1.80
Jerome Felton	DET	-	7	*	5.00	0.83	0.80	0.70	1.80	1.00	0.00	0.70
Sammy Morris	NWE	-	5	*	4.60	0.92	0.30	bye	0.30	1.90	1.90	0.20
Ryan Grant	GNB	X	10	*	4.50	0.75	0.00	0.00	0.00	0.00	0.00	4.50
Eldra Buckley	PHI	-	8	*	4.00	0.67	4.00	0.00	0.00	0.00	0.00	0.00
Mike Bell	CLE	-	8	*	3.60	0.60	0.30	0.80	1.10	1.40	0.00	0.00
Brian Westbrook	SFO	-	9	*	3.10	0.52	1.90	0.60	0.00	0.60	0.00	0.00
Toby Gerhart	MIN	-	4	*	2.80	0.56	0.40	0.70	bye	0.20	1.50	0.00
Keith Toston	STL	-	9	*	2.50	0.42	0.00	0.00	0.30	2.20	0.00	0.00
Ahmad Hall	TEN	-	9	*	2.40	0.40	0.10	0.00	0.70	0.00	1.30	0.30
Aaron Brown	DET	-	7	*	2.30	0.38	0.00	0.00	0.00	0.00	2.30	0.00
Danny Ware	NYG	T	8	*	2.00	0.33	0.00	0.00	0.00	0.00	2.00	0.00
Kareem Huggins	TAM	X	4	*	1.80	0.36	1.40	0.40	bye	0.00	0.00	0.00
Jerious Norwood	ATL	X	8	*	1.70	0.28	0.00	0.00	0.00	0.00	0.00	1.70
Moran Norris	SFO	-	9	*	1.60	0.27	0.00	0.00	0.80	0.00	0.50	0.30
Michael Bennett	OAK	Q	10	*	1.50	0.25	0.00	0.00	0.00	0.00	0.00	1.50
Tashard Choice	DAL	-	4	*	1.50	0.30	0.00	0.00	bye	0.40	0.50	0.60
Mike Karney	STL	-	9	*	1.40	0.23	0.40	0.00	0.00	0.50	0.10	0.40
Lawrence Vickers	CLE	-	8	*	1.40	0.23	0.10	1.30	0.00	0.00	0.00	0.00
Mewelde Moore	PIT	-	5	*	1.30	0.26	0.10	bye	0.00	0.80	0.10	0.30
Albert Young	MIN	-	4	*	1.30	0.26	0.00	0.00	bye	0.00	0.00	1.30
Joe McKnight	NYJ	-	7	*	1.20	0.20	0.00	0.00	1.20	0.00	0.00	1.20
Jason Wright	ARI	-	6	*	1.10	0.22	bye	0.00	0.00	0.80	0.30	0.00
Quinn Johnson	GNB	-	10	*	1.10	0.18	0.00	0.00	0.00	0.00	1.10	0.00
Rock Cartwright	OAK	-	10	*	1.00	0.17	0.00	0.00	0.00	0.00	0.00	1.00
Tony Richardson	NYJ	-	7	*	0.90	0.15	0.00	0.00	0.00	0.00	0.00	0.90
Larry Johnson	WAS	-	9	*	0.90	0.15	0.00	0.00	0.00	0.00	0.00	0.90
Greg Jones	JAC	-	9	*	0.90	0.15	0.00	0.00	0.40	0.00	0.50	0.00
Jackie Battle	KAN	-	4	*	0.90	0.18	0.00	0.00	bye	0.90	0.00	0.00
Spencer Larsen	DEN	-	9	*	0.90	0.15	0.10	0.00	0.00	0.00	0.40	0.40
James Davis	CLE	-	8	*	0.90	0.15	0.00	0.00	0.00	0.90	0.00	0.00
John Conner	NYJ	-	7	*	0.90	0.15	0.00	0.70	0.20	0.00	0.00	0.00
Madison Hedgecock	NYG	T	8	*	0.80	0.13	0.00	0.00	0.10	0.70	0.00	0.00
Tony Fiammetta	CAR	-	6	*	0.70	0.14	bye	0.30	0.40	0.00	0.00	0.00
Dimitri Nance	GNB	-	10	*	0.60	0.10	0.00	0.00	0.00	0.00	0.60	0.00
Corey McIntyre	BUF	-	6	*	0.40	0.08	bye	0.10	0.10	0.00	0.20	0.00
Naufahu Tahī	MIN	-	4	*	0.10	0.02	0.00	0.00	bye	0.00	0.10	0.00
Warrick Dunn	TAM	-	4	*	0.00	0.00	0.00	0.00	bye	0.00	0.00	0.00
Michael Pittman	DEN	-	9	*	0.00	0.00	0.00	0.00	0.00	0.00	0.00	0.00
Ahman Green	GNB	-	10	*	0.00	0.00	0.00	0.00	0.00	0.00	0.00	0.00
Edgerrin James	SEA	-	5	*	0.00	0.00	0.00	bye	0.00	0.00	0.00	0.00
Jamal Lewis	CLE	-	8	*	0.00	0.00	0.00	0.00	0.00	0.00	0.00	0.00
LaMont Jordan	DEN	-	9	*	0.00	0.00	0.00	0.00	0.00	0.00	0.00	0.00
Deuce McAllister	NOR	-	10	*	0.00	0.00	0.00	0.00	0.00	0.00	0.00	0.00
Dominic Rhodes	BUF	-	6	*	0.00	0.00	bye	0.00	0.00	0.00	0.00	0.00
Rudi Johnson	DET	-	7	*	0.00	0.00	0.00	0.00	0.00	0.00	0.00	0.00
Brian Allen	SFO	-	9	*	0.00	0.00	0.00	0.00	0.00	0.00	0.00	0.00
Chris Massey	STL	-	9	*	0.00	0.00	0.00	0.00	0.00	0.00	0.00	0.00
Jason McKie	NOR	-	10	*	0.00	0.00	0.00	0.00	0.00	0.00	0.00	0.00
DeShaun Foster	SFO	-	9	*	0.00	0.00	0.00	0.00	0.00	0.00	0.00	0.00
T.J. Duckett	SEA	-	5	*	0.00	0.00	0.00	bye	0.00	0.00	0.00	0.00
Jeremy Allen	ATL	-	8	*	0.00	0.00	0.00	0.00	0.00	0.00	0.00	0.00
Adrian Peterson	SEA	-	5	*	0.00	0.00	0.00	bye	0.00	0.00	0.00	0.00
B.J. Askew	TAM	-	4	*	0.00	0.00	0.00	0.00	bye	0.00	0.00	0.00
Chris Brown	HOU	-	7	*	0.00	0.00	0.00	0.00	0.00	0.00	0.00	0.00
Justin Fargas	DEN	-	9	*	0.00	0.00	0.00	0.00	0.00	0.00	0.00	0.00
Dan Klecko	ATL	-	8	*	0.00	0.00	0.00	0.00	0.00	0.00	0.00	0.00
Justin Griffith	HOU	X	7	*	0.00	0.00	0.00	0.00	0.00	0.00	0.00	0.00
Chris Perry	CIN	-	6	*	0.00	0.00	bye	0.00	0.00	0.00	0.00	0.00
Kevin Jones	CHI	-	8	*	0.00	0.00	0.00	0.00	0.00	0.00	0.00	0.00
Tatum Bell	DEN	-	9	*	0.00	0.00	0.00	0.00	0.00	0.00	0.00	0.00
Willie Parker	WAS	-	9	*	0.00	0.00	0.00	0.00	0.00	0.00	0.00	0.00
J.J. Arrington	PHI	-	8	*	0.00	0.00	0.00	0.00	0.00	0.00	0.00	0.00
Ryan Moats	MIN	-	4	*	0.00	0.00	0.00	0.00	bye	0.00	0.00	0.00



# Harger Fantasy Football League

## Top Wide Receiver Scoring

PLAYER	NFL	INJ	BYE	FA	TOTAL	AVG	6	5	4	3	2	1
Austin Collie	IND	O	7		85.30	14.22	11.70	4.80	9.90	29.10	8.50	21.30
Brandon Lloyd	DEN	T	9		84.30	14.05	7.40	25.50	11.50	22.90	5.30	11.70
Jeremy Maclin	PHI	-	8		78.70	13.12	27.90	9.50	1.50	20.30	8.60	10.90
Hakeem Nicks	NYG	T	8		77.70	12.95	0.80	25.00	11.00	5.60	9.80	25.50
Calvin Johnson	DET	-	7		76.10	12.68	20.60	11.40	20.80	5.80	13.00	4.50
Roddy White	ATL	-	8		72.60	12.10	8.30	16.10	10.40	12.90	13.80	11.10
Reggie Wayne	IND	-	7		71.20	11.87	7.10	7.50	18.60	6.50	15.60	15.90
DeSean Jackson	PHI	O	8		70.20	11.70	19.80	3.20	2.10	22.10	20.00	3.00
Malcom Floyd	SDG	D	10		69.30	11.55	1.50	27.30	4.50	15.70	15.50	4.80
Anquan Boldin	BAL	-	8		66.80	11.13	12.20	0.80	7.10	32.20	3.50	11.00
Miles Austin	DAL	-	4		61.00	12.20	1.20	23.00	bye	2.00	14.20	20.60
Andre Johnson	HOU	-	7		60.80	10.13	19.80	9.50	0.00	6.40	21.80	3.30
Braylon Edwards	NYJ	-	7		60.70	10.12	10.60	7.00	14.60	14.70	12.50	1.30
Terrell Owens	CIN	-	6		59.60	11.92	bye	16.20	28.20	4.20	5.70	5.30
Roy Williams	DAL	-	4		59.60	11.92	14.80	14.70	bye	23.70	4.30	2.10
Greg Jennings	GNB	-	10		55.60	9.27	19.30	2.20	8.50	7.80	3.60	14.20
Santana Moss	WAS	-	9		53.20	8.87	7.70	11.80	0.50	17.40	8.10	7.70
Brandon Marshall	MIA	-	5		53.00	10.60	12.70	bye	5.00	22.90	7.10	5.30
Randy Moss	MIN	-	4		51.50	8.58	5.50	14.10	bye	16.20	9.80	5.90
Lance Moore	NOR	-	10		50.40	8.40	11.70	0.80	8.70	26.90	0.00	2.30
Eddie Royal	DEN	Q	9		50.00	8.33	5.00	3.10	17.30	2.30	12.50	9.80
Percy Harvin	MIN	P	4		49.70	9.94	9.90	21.70	bye	13.50	3.20	1.40
Donald Driver	GNB	P	10		48.70	8.12	3.10	5.80	14.90	6.10	9.80	9.00
Mike Wallace	PIT	-	5		48.10	9.62	15.00	bye	2.50	21.90	2.50	6.20
Kenny Britt	TEN	T	9		46.90	7.82	9.30	14.60	8.30	8.60	6.10	0.00
Jabar Gaffney	DEN	-	9		46.80	7.80	8.10	8.70	5.10	14.00	1.50	9.40
Steve Johnson	BUF	-	6		45.40	9.08	bye	16.60	9.10	12.60	3.10	4.00
Wes Welker	NWE	T	5		45.00	9.00	5.30	bye	7.00	4.50	9.80	18.40
Kevin Walter	HOU	-	7		44.60	7.43	0.00	2.40	3.50	9.40	20.40	8.90
Mike Williams	TAM	-	4		44.30	8.86	4.50	14.90	bye	4.50	11.40	9.00
Dwayne Bowe	KAN	-	4		44.00	8.80	22.80	3.30	bye	12.10	4.50	1.30
Mark Clayton	STL	X	9	*	43.20	7.20	0.00	0.60	7.80	8.50	14.40	11.90
Steve Smith	NYG	-	8		43.00	7.17	7.00	14.90	3.00	10.30	3.50	4.30
Larry Fitzgerald	ARI	-	6		42.10	8.42	bye	9.30	5.60	8.60	8.30	10.30
Michael Crabtree	SFO	-	9		42.10	7.02	11.70	16.50	5.80	3.70	3.20	1.20
Mario Manningham	NYG	-	8	*	41.10	6.85	11.10	0.00	0.00	7.80	13.70	8.50
Louis Murphy	OAK	-	10	*	41.10	6.85	4.70	6.10	0.50	11.90	15.10	2.80
Nate Washington	TEN	-	9	*	40.70	6.78	0.90	8.40	4.20	3.00	9.40	14.80
Mike Thomas	JAC	-	9	*	40.70	6.78	8.80	9.40	8.70	0.70	4.20	8.90
Davone Bess	MIA	-	5		39.90	7.98	9.70	bye	15.30	8.60	1.20	5.10
Johnny Knox	CHI	-	8		39.40	6.57	12.00	1.40	2.60	9.60	8.60	5.20
Chad Ochocinco	CIN	-	6		37.60	7.52	bye	2.00	5.90	3.40	4.40	21.90
Derrick Mason	BAL	P	8		36.90	6.15	10.00	4.70	8.00	3.00	9.10	2.10
Devin Hester	CHI	-	8	*	35.30	5.88	8.60	1.00	2.70	7.60	13.70	1.70
Marques Colston	NOR	-	10		34.00	5.67	5.30	9.70	3.60	2.50	6.70	6.20
Hines Ward	PIT	-	5		33.70	6.74	11.40	bye	1.40	9.20	0.90	10.80
Dez Bryant	DAL	T	4	*	33.10	6.62	9.10	2.20	bye	5.00	11.20	5.60
Deion Branch	NWE	-	5		32.00	6.40	15.80	bye	1.00	5.00	3.10	7.10
Danny Amendola	STL	-	9		31.20	5.20	1.90	8.50	4.60	5.60	3.90	6.70
Mike Sims-Walker	JAC	P	9		31.10	5.18	1.60	10.60	0.00	3.40	15.50	0.00
Robert Meachem	NOR	-	10		30.90	5.15	13.10	11.70	2.30	0.50	0.00	3.30
Joshua Cribbs	CLE	P	8	*	29.56	4.93	0.10	2.30	3.30	7.80	13.50	2.56
Steve Smith	CAR	P	6		29.40	5.88	bye	0.00	1.10	2.20	12.60	13.50
Anthony Armstrong	WAS	-	9	*	29.40	4.90	4.60	14.40	5.70	0.00	3.60	1.10
Demaryius Thomas	DEN	-	9	*	28.80	4.80	7.70	0.20	0.90	4.30	15.70	0.00
Roscoe Parrish	BUF	-	6	*	28.10	5.62	bye	5.80	0.70	8.30	3.80	9.50
Pierre Garcon	IND	-	7		27.40	4.57	16.30	5.70	0.00	0.00	1.10	4.30
Brandon Tate	NWE	-	5	*	27.20	5.44	2.20	bye	9.90	3.80	1.70	9.60
Devery Henderson	NOR	-	10	*	26.70	4.45	0.00	6.10	5.70	2.30	2.80	9.80
Buster Davis	SDG	P	10	*	26.60	4.43	9.90	1.10	0.00	8.20	4.80	2.60
Josh Morgan	SFO	P	9	*	26.40	4.40	4.90	2.10	2.00	7.20	7.00	3.20
Mike Williams	SEA	-	5		26.10	5.22	12.30	bye	3.20	3.50	0.70	6.40
Dexter McCluster	KAN	-	4	*	25.80	5.16	4.00	1.80	bye	12.80	0.30	6.90
Jacoby Jones	HOU	-	7	*	25.00	4.17	4.50	0.00	1.20	5.10	11.30	2.90
Deon Butler	SEA	-	5	*	25.00	5.00	10.70	bye	2.00	0.00	5.00	7.30
Legedu Naanee	SDG	D	10		24.90	4.15	0.00	0.00	0.40	6.10	1.40	17.00
Steve Breaston	ARI	Q	6	*	24.70	4.94	bye	0.00	0.00	10.50	1.00	13.20
Lee Evans	BUF	-	6		24.10	4.82	bye	14.70	0.60	5.40	0.00	3.40
Harry Douglas	ATL	-	8	*	23.40	3.90	3.20	1.70	11.90	0.10	2.60	3.90
Brian Hartline	MIA	-	5	*	23.40	4.68	4.10	bye	2.10	8.40	8.80	0.00
Nate Burleson	DET	-	7	*	23.20	3.87	9.30	11.60	0.00	0.00	0.40	1.90
James Jones	GNB	-	10	*	22.70	3.78	0.00	6.50	1.50	4.50	9.20	1.00
Jerricho Cotchery	NYJ	-	7		22.00	3.67	1.80	4.60	2.60	2.00	9.20	1.80
Patrick Crayton	SDG	-	10		21.10	3.52	11.70	2.20	0.00	5.70	1.50	0.00
Brandon Gibson	STL	-	9	*	21.00	3.50	3.30	3.40	11.00	3.30	0.00	0.00
Michael Spurlock	TAM	-	4	*	20.40	4.08	6.00	2.50	bye	1.00	0.00	10.90



# Harger Fantasy Football League

## Top Wide Receiver Scoring

PLAYER	NFL	INJ	BYE	FA	TOTAL	AVG	6	5	4	3	2	1
Jordan Shipley	CIN	-	6	*	19.00	3.80	bye	0.00	2.90	3.70	4.20	8.20
Chansi Stuckey	CLE	-	8	*	18.90	3.15	3.80	5.40	5.60	0.00	1.10	3.00
T.J. Houshmandzadeh	BAL	-	8	*	18.80	3.13	2.40	2.40	10.90	0.40	0.00	2.70
Jason Avant	PHI	-	8	*	18.00	3.00	6.20	1.30	3.10	0.00	3.30	4.10
Mohamed Massaquoi	CLE	O	8	*	17.50	2.92	0.00	5.50	0.50	0.00	0.90	10.60
Darius Heyward-Bey	OAK	-	10	*	16.10	2.68	1.90	0.00	0.20	4.90	8.00	1.10
Brad Smith	NYJ	-	7	*	15.32	2.55	1.80	0.40	5.22	5.20	0.00	2.70
Justin Gage	TEN	Q	9	*	14.30	2.38	0.00	0.00	3.00	3.90	7.40	0.00
Joey Galloway	WAS	-	9	*	13.90	2.32	1.80	2.80	0.50	0.00	8.80	0.00
Jordy Nelson	GNB	-	10	*	13.90	2.32	6.40	4.20	-2.00	2.00	2.60	0.70
Sammie Stroughter	TAM	-	4	*	13.90	2.78	5.10	3.90	bye	1.70	0.00	3.20
Earl Bennett	CHI	-	8	*	13.50	2.25	5.50	0.40	2.60	2.10	2.90	0.00
Danario Alexander	STL	-	9	*	13.20	2.20	13.20	0.00	0.00	0.00	0.00	0.00
Brian Finneran	ATL	-	8	*	12.70	2.12	0.00	0.00	3.60	0.00	9.10	0.00
Blair White	IND	-	7	*	12.60	2.10	1.90	0.00	2.00	8.70	0.00	0.00
Greg Camarillo	MIN	-	4	*	12.30	2.46	7.50	0.00	bye	1.60	0.30	2.90
David Nelson	BUF	-	6	*	12.00	2.40	bye	2.30	7.50	0.00	0.00	2.20
Golden Tate	SEA	-	5	*	11.60	2.32	0.00	bye	3.10	3.30	5.20	0.00
David Gettis	CAR	-	6	*	11.30	2.26	bye	2.60	3.70	3.20	1.80	0.00
Devin Aromashodu	CHI	-	8	*	11.10	1.85	4.00	0.00	0.00	0.00	0.00	7.10
Michael Jenkins	ATL	-	8	*	9.90	1.65	9.90	0.00	0.00	0.00	0.00	0.00
Ben Obomanu	SEA	-	5	*	9.60	1.92	0.00	bye	0.00	0.00	9.00	0.60
Laurent Robinson	STL	-	9	*	9.30	1.55	0.00	1.10	0.00	0.00	0.40	7.80
Kassim Osgood	JAC	-	9	*	9.20	1.53	0.00	0.00	0.30	0.50	0.00	8.40
Santonio Holmes	NYJ	-	7	*	9.20	1.53	5.10	4.10	0.00	0.00	0.00	0.00
Greg Lewis	MIN	-	4	*	8.90	1.78	0.00	3.30	bye	3.00	1.40	1.20
Dominique Zeigler	SFO	-	9	*	8.80	1.47	0.60	3.20	0.00	3.80	0.20	1.00
Antwaan Randle El	PIT	-	5	*	8.30	1.66	1.10	bye	5.00	1.40	0.00	0.80
Brandon LaFell	CAR	-	6	*	8.30	1.66	bye	1.60	0.10	4.40	0.00	2.20
Brandon Stokley	SEA	X	5	*	7.90	1.58	1.70	bye	6.20	0.00	0.00	0.00
Damian Williams	TEN	-	9	*	7.80	1.30	4.80	3.00	0.00	0.00	0.00	0.00
Chris Chambers	KAN	T	4	*	7.60	1.52	0.00	2.30	bye	0.60	3.30	1.40
Stephen Williams	ARI	P	6	*	7.50	1.50	bye	0.60	3.20	1.10	2.60	0.00
Tiquan Underwood	JAC	-	9	*	7.40	1.23	1.10	0.00	4.10	2.20	0.00	0.00
Bryant Johnson	DET	-	7	*	7.10	1.18	2.00	0.00	2.30	0.00	0.40	2.40
Stefan Logan	DET	-	7	*	7.10	1.18	0.00	6.00	0.00	1.10	0.00	0.00
Arrelious Benn	TAM	-	4	*	7.10	1.42	1.30	2.50	bye	3.30	0.00	0.00
Ted Ginn Jr.	SFO	-	9	*	7.00	1.17	2.50	2.60	0.00	0.00	0.00	1.90
Antonio Brown	PIT	-	5	*	6.60	1.32	0.00	bye	0.60	0.00	6.00	0.00
Andre Caldwell	CIN	-	6	*	5.60	1.12	bye	3.30	1.50	0.80	0.00	0.00
Mardy Gilyard	STL	D	9	*	5.30	0.88	2.10	2.20	1.30	-0.30	0.00	0.00
Max Komar	ARI	-	6	*	4.70	0.94	bye	0.50	1.60	0.70	0.00	1.90
Roydell Williams	WAS	-	9	*	4.40	0.73	0.00	0.00	0.00	1.00	3.40	0.00
Bernard Berrian	MIN	-	4	*	4.20	0.84	0.40	0.00	bye	1.10	2.40	0.30
Dwayne Jarrett	CAR	-	6	*	4.00	0.80	bye	0.00	0.00	0.00	0.00	4.00
Johnnie Lee Higgins	OAK	-	10	*	4.00	0.67	0.00	0.00	3.80	0.00	0.00	0.20
Marc Mariani	TEN	-	9	*	4.00	0.67	0.00	0.00	5.00	0.00	-1.00	0.00
Early Doucet	ARI	Q	6	*	3.70	0.74	bye	0.00	0.00	0.00	0.00	3.70
Emmanuel Sanders	PIT	-	5	*	3.70	0.74	3.70	bye	0.00	0.00	0.00	0.00
David Clowney	CAR	-	6	*	3.60	0.72	bye	1.40	0.00	2.20	0.00	0.00
Brian Robiskie	CLE	-	8	*	3.60	0.60	1.30	0.50	0.00	0.00	1.20	0.60
Eric Weems	ATL	-	8	*	3.60	0.60	0.00	0.00	0.00	0.00	0.00	3.60
Andre Roberts	ARI	-	6	*	2.70	0.54	bye	2.70	0.00	0.00	0.00	0.00
Derrick Williams	DET	-	7	*	2.30	0.38	0.00	0.00	0.00	2.30	0.00	0.00
Sam Hurd	DAL	-	4	*	2.10	0.42	0.00	1.10	bye	1.00	0.00	0.00
Riley Cooper	PHI	P	8	*	2.00	0.33	0.00	0.00	0.00	0.00	2.00	0.00
Hank Baskett	MIN	-	4	*	1.80	0.36	0.00	0.00	bye	1.80	0.00	0.00
Yamon Figurs	CLE	-	8	*	1.70	0.28	0.00	0.00	0.00	0.00	0.00	1.70
Julian Edelman	NWE	Q	5	*	1.50	0.30	0.00	bye	0.00	0.90	0.60	0.00
Anthony Gonzalez	IND	-	7	*	1.20	0.20	0.00	0.00	0.00	0.00	0.00	1.20
Terrance Copper	KAN	-	4	*	1.00	0.20	0.00	1.00	bye	0.00	0.00	0.00
Ramses Barden	NYG	-	8	*	0.80	0.13	0.00	0.80	0.00	0.00	0.00	0.00
Jacoby Ford	OAK	-	10	*	0.80	0.13	0.00	0.00	0.80	0.00	0.00	0.00
Sam Aiken	CLE	-	8	*	0.70	0.12	0.00	0.00	0.70	0.00	0.00	0.00
David Anderson	HOU	-	7	*	0.70	0.12	0.00	0.00	0.00	0.60	0.10	0.00
Armanti Edwards	CAR	-	6	*	0.70	0.14	bye	0.70	0.00	0.00	0.00	0.00
Amani Toomer	KAN	-	4	*	0.00	0.00	0.00	0.00	bye	0.00	0.00	0.00
Bobby Engram	CLE	-	8	*	0.00	0.00	0.00	0.00	0.00	0.00	0.00	0.00
Muhsin Muhammad	CAR	-	6	*	0.00	0.00	bye	0.00	0.00	0.00	0.00	0.00
Torry Holt	NWE	-	5	*	0.00	0.00	0.00	bye	0.00	0.00	0.00	0.00
Dennis Northcutt	DET	-	7	*	0.00	0.00	0.00	0.00	0.00	0.00	0.00	0.00
Plaxico Burress	NYG	-	8	*	0.00	0.00	0.00	0.00	0.00	0.00	0.00	0.00
Laveranues Coles	NYJ	-	7	*	0.00	0.00	0.00	0.00	0.00	0.00	0.00	0.00
Jerry Porter	JAC	-	9	*	0.00	0.00	0.00	0.00	0.00	0.00	0.00	0.00
Josh Reed	SDG	-	10	*	0.00	0.00	0.00	0.00	0.00	0.00	0.00	0.00
Donte' Stallworth	BAL	O	8	*	0.00	0.00	0.00	0.00	0.00	0.00	0.00	0.00



# Harger Fantasy Football League

## Top Tight End Scoring

PLAYER	NFL	INJ	BYE	FA	TOTAL	AVG	6	5	4	3	2	1
Antonio Gates	SDG	Q	10		105.00	17.50	1.20	17.20	30.40	18.90	21.70	15.60
Dustin Keller	NYJ	-	7		74.30	12.38	7.50	1.40	18.80	25.80	19.50	1.30
Zach Miller	OAK	-	10		62.80	10.47	4.80	14.20	20.20	14.40	4.90	4.30
Marcedes Lewis	JAC	-	9		62.10	10.35	2.90	21.40	10.20	1.50	7.00	19.10
Vernon Davis	SFO	P	9		60.80	10.13	11.50	18.40	11.60	2.20	9.80	7.30
Dallas Clark	IND	X	7	*	58.70	9.78	5.20	2.00	14.80	4.40	16.30	16.00
Tony Gonzalez	ATL	-	8		50.50	8.42	17.90	4.10	4.10	19.00	1.90	3.50
Chris Cooley	WAS	Q	9	*	50.00	8.33	3.70	6.90	11.70	5.30	14.40	8.00
Benjamin Watson	CLE	P	8	*	47.70	7.95	16.80	4.50	6.00	12.70	6.20	1.50
Brandon Pettigrew	DET	-	7	*	41.60	6.93	6.10	10.60	9.10	4.40	10.80	0.60
Jeremy Shockey	NOR	T	10	*	40.70	6.78	2.10	11.00	5.80	15.80	3.70	2.30
Brent Celek	PHI	P	8	*	38.10	6.35	4.60	12.70	10.70	4.20	2.70	3.20
Jermichael Finley	GNB	X	10	*	38.10	6.35	0.00	0.00	11.60	11.50	10.30	4.70
Tony Moeaki	KAN	-	4	*	35.40	7.08	2.10	5.00	bye	12.40	5.80	10.10
Jason Witten	DAL	-	4		35.00	7.00	5.20	16.40	bye	5.60	5.10	2.70
Todd Heap	BAL	Q	8	*	33.90	5.65	12.90	2.20	3.50	4.60	3.50	7.20
Bo Scaife	TEN	Q	9	*	33.20	5.53	13.30	1.20	2.70	2.30	2.00	11.70
Aaron Hernandez	NWE	-	5		33.20	6.64	7.90	bye	2.90	7.80	10.10	4.50
Greg Olsen	CHI	-	8	*	32.90	5.48	0.00	0.00	3.90	14.40	11.90	2.70
Jermaine Gresham	CIN	-	6	*	31.80	6.36	bye	10.40	3.50	5.90	1.50	10.50
Anthony Fasano	MIA	-	5	*	30.90	6.18	10.20	bye	6.70	9.40	0.00	4.60
Tony Scheffler	DET	-	7	*	29.70	4.95	0.50	4.10	6.30	14.00	0.50	4.30
Joel Dreessen	HOU	-	7	*	28.40	4.73	8.50	0.00	15.30	1.80	2.80	0.00
Evan Moore	CLE	-	8	*	28.20	4.70	8.40	0.70	10.40	0.00	0.00	8.70
Visanthe Shiancoe	MIN	-	4		27.70	5.54	0.00	2.80	bye	0.70	8.60	15.60
John Carlson	SEA	-	5	*	26.10	5.22	2.10	bye	1.50	14.10	4.80	3.60
Kellen Winslow	TAM	P	4	*	25.70	5.14	4.30	7.50	bye	2.40	8.30	3.20
Rob Gronkowski	NWE	-	5	*	24.60	4.92	2.40	bye	0.40	12.30	1.40	8.10
Heath Miller	PIT	-	5	*	23.00	4.60	13.00	bye	3.20	2.50	0.30	4.00
Daniel Fells	STL	-	9	*	22.80	3.80	0.80	3.20	3.50	10.20	3.60	1.50
Owen Daniels	HOU	-	7		19.20	3.20	7.90	4.50	0.80	2.70	2.40	0.90
Kevin Boss	NYG	-	8	*	17.70	2.95	2.70	4.00	1.10	8.80	0.00	1.10
David Thomas	NOR	-	10	*	17.60	2.93	1.70	0.00	4.20	2.40	9.00	0.30
Travis Beckum	NYG	-	8	*	14.90	2.48	8.10	0.80	2.50	2.30	0.10	1.10
Donald Lee	GNB	-	10	*	10.70	1.78	0.00	9.20	1.50	0.00	0.00	0.00
Martellus Bennett	DAL	-	4	*	9.70	1.94	0.00	1.90	bye	2.60	4.50	0.70
Fred Davis	WAS	-	9	*	9.60	1.60	2.30	0.00	0.00	1.10	6.20	0.00
Dante Rosario	CAR	P	6	*	9.20	1.84	bye	0.20	1.70	1.20	4.70	1.40
David Martin	BUF	-	6	*	8.40	1.68	bye	0.00	8.40	0.00	0.00	0.00
Daniel Graham	DEN	-	9	*	8.40	1.40	0.00	2.80	0.50	0.90	0.60	3.60
Ben Patrick	ARI	-	6	*	8.20	1.64	bye	3.00	1.20	2.90	1.10	0.00
Ed Dickson	BAL	-	8	*	8.20	1.37	0.70	5.80	0.00	0.00	1.70	0.00
Andrew Quarless	GNB	-	10	*	7.40	1.23	2.30	5.10	0.00	0.00	0.00	0.00
Jim Kleinsasser	MIN	P	4	*	7.30	1.46	2.50	0.50	bye	1.70	2.00	0.60
Billy Bajema	STL	-	9	*	6.50	1.08	3.40	0.00	0.00	0.00	1.30	1.80
Delanie Walker	SFO	Q	9	*	6.50	1.08	0.00	0.00	0.60	0.60	1.60	3.70
Randy McMichael	SDG	-	10	*	6.00	1.00	0.00	0.40	0.00	2.80	0.00	2.80
Craig Stevens	TEN	-	9	*	5.40	0.90	0.00	1.10	1.60	0.00	0.90	1.80
Zach Miller	JAC	-	9	*	5.10	0.85	1.80	1.80	0.00	0.70	0.00	0.80
Jonathan Stupar	BUF	-	6	*	5.10	1.02	bye	1.00	0.00	2.70	1.40	0.00
Jerramy Stevens	TAM	-	4	*	4.30	0.86	1.30	0.00	bye	2.20	0.00	0.80
Jeff King	CAR	-	6	*	4.00	0.80	bye	2.00	0.70	1.30	0.00	0.00
Tom Crabtree	GNB	-	10	*	3.30	0.55	3.30	0.00	0.00	0.00	0.00	0.00
Nate Byham	SFO	-	9	*	2.70	0.45	0.70	0.00	0.00	0.90	0.60	0.50
Justin Peelle	ATL	O	8	*	2.60	0.43	0.00	1.50	0.00	0.00	0.00	1.10
Chris Baker	SEA	-	5	*	2.40	0.48	1.60	bye	0.80	0.00	0.00	0.00
Jim Dray	ARI	-	6	*	2.40	0.48	bye	0.00	2.40	0.00	0.00	0.00
Leonard Pope	KAN	-	4	*	2.30	0.46	1.20	1.10	bye	0.00	0.00	0.00
Brody Eldridge	IND	-	7	*	2.30	0.38	0.50	0.00	1.00	0.80	0.00	0.00
Jared Cook	TEN	-	9	*	2.20	0.37	0.00	0.00	1.70	0.00	0.50	0.00
Brandon Myers	OAK	Q	10	*	2.10	0.35	0.00	1.20	0.00	0.40	0.00	0.50
Jeff Dugan	MIN	-	4	*	1.80	0.36	0.00	0.00	bye	1.00	0.00	0.80
Kris Wilson	SDG	-	10	*	1.70	0.28	0.00	1.70	0.00	0.00	0.00	0.00
Bear Pascoe	NYG	-	8	*	1.70	0.28	1.00	0.00	0.00	0.00	0.70	0.00
John Gilmore	TAM	-	4	*	1.60	0.32	0.50	1.10	bye	0.00	0.00	0.00
Fendi Onobun	STL	-	9	*	1.50	0.25	0.00	0.00	0.00	1.50	0.00	0.00
Garrett Mills	PHI	-	8	*	1.40	0.23	0.00	0.00	0.00	0.00	1.40	0.00
Jimmy Graham	NOR	-	10	*	1.40	0.23	1.10	0.00	0.30	0.00	0.00	0.00
Robert Royal	CLE	Q	8	*	1.30	0.22	0.00	1.30	0.00	0.00	0.00	0.00
Dan Gronkowski	DEN	-	9	*	1.30	0.22	0.00	0.90	0.00	0.20	0.00	0.20
Michael Hoomanawanu	STL	-	9	*	1.30	0.22	0.50	0.00	0.00	0.00	0.00	0.80
Desmond Clark	CHI	-	8	*	1.20	0.20	0.00	0.00	0.00	1.20	0.00	0.00
Cameron Morrah	SEA	-	5	*	1.10	0.22	0.00	bye	0.00	0.00	0.00	1.10
Reggie Kelly	CIN	-	6	*	0.90	0.18	bye	0.00	0.00	0.00	0.90	0.00
Ben Hartssock	NYJ	-	7	*	0.70	0.12	0.00	0.00	0.70	0.00	0.00	0.00
Jake O'Connell	KAN	-	4	*	0.70	0.14	0.70	0.00	bye	0.00	0.00	0.00



# Harger Fantasy Football League

## Top Tight End Scoring

PLAYER	NFL	INJ	BYE	FA	TOTAL	AVG	6	5	4	3	2	1
Brandon Manumaleuna	CHI	-	8	*	0.50	0.08	0.50	0.00	0.00	0.00	0.00	0.00
Alge Crumpler	NWE	-	5	*	0.40	0.08	0.40	bye	0.00	0.00	0.00	0.00
Ernest Wilford	JAC	-	9	*	0.30	0.05	0.00	0.00	0.00	0.00	0.30	0.00
Dennis Pitta	BAL	-	8	*	0.10	0.02	0.00	0.00	0.00	0.00	0.10	0.00
Steve Heiden	CLE	-	8	*	0.00	0.00	0.00	0.00	0.00	0.00	0.00	0.00
James Dearth	SDG	X	10	*	0.00	0.00	0.00	0.00	0.00	0.00	0.00	0.00
Anthony Becht	ARI	-	6	*	0.00	0.00	bye	0.00	0.00	0.00	0.00	0.00
Mike Leach	ARI	-	6	*	0.00	0.00	bye	0.00	0.00	0.00	0.00	0.00
Tony Stewart	OAK	-	10	*	0.00	0.00	0.00	0.00	0.00	0.00	0.00	0.00
Billy Miller	NOR	-	10	*	0.00	0.00	0.00	0.00	0.00	0.00	0.00	0.00
Justin Snow	IND	-	7	*	0.00	0.00	0.00	0.00	0.00	0.00	0.00	0.00
Joe Zelenka	ATL	-	8	*	0.00	0.00	0.00	0.00	0.00	0.00	0.00	0.00
John Owens	OAK	-	10	*	0.00	0.00	0.00	0.00	0.00	0.00	0.00	0.00
L.J. Smith	BAL	-	8	*	0.00	0.00	0.00	0.00	0.00	0.00	0.00	0.00
Richard Angulo	CHI	-	8	*	0.00	0.00	0.00	0.00	0.00	0.00	0.00	0.00
Will Heller	DET	-	7	*	0.00	0.00	0.00	0.00	0.00	0.00	0.00	0.00
Sean Ryan	TEN	-	9	*	0.00	0.00	0.00	0.00	0.00	0.00	0.00	0.00
Nate Lawrie	PHI	-	8	*	0.00	0.00	0.00	0.00	0.00	0.00	0.00	0.00
Michael Gaines	HOU	-	7	*	0.00	0.00	0.00	0.00	0.00	0.00	0.00	0.00
Sean McHugh	PIT	-	5	*	0.00	0.00	0.00	bye	0.00	0.00	0.00	0.00
Alex Smith	CLE	-	8	*	0.00	0.00	0.00	0.00	0.00	0.00	0.00	0.00
Stephen Spach	ARI	-	6	*	0.00	0.00	bye	0.00	0.00	0.00	0.00	0.00
John Paul Foschi	BUF	-	6	*	0.00	0.00	bye	0.00	0.00	0.00	0.00	0.00
Joe Klopfenstein	BUF	X	6	*	0.00	0.00	bye	0.00	0.00	0.00	0.00	0.00
Dominique Byrd	ARI	-	6	*	0.00	0.00	bye	0.00	0.00	0.00	0.00	0.00
Jason Pociask	DAL	-	4	*	0.00	0.00	0.00	0.00	bye	0.00	0.00	0.00
John Madsen	DET	-	7	*	0.00	0.00	0.00	0.00	0.00	0.00	0.00	0.00
James Adkisson	OAK	-	10	*	0.00	0.00	0.00	0.00	0.00	0.00	0.00	0.00
Brad Cieslak	CLE	-	8	*	0.00	0.00	0.00	0.00	0.00	0.00	0.00	0.00
Matt Spaeth	PIT	-	5	*	0.00	0.00	0.00	bye	0.00	0.00	0.00	0.00
Scott Chandler	DAL	-	4	*	0.00	0.00	0.00	0.00	bye	0.00	0.00	0.00
Derek Schouman	BUF	X	6	*	0.00	0.00	bye	0.00	0.00	0.00	0.00	0.00
Michael Allan	SEA	-	5	*	0.00	0.00	0.00	bye	0.00	0.00	0.00	0.00
Clark Harris	CIN	-	6	*	0.00	0.00	bye	0.00	0.00	0.00	0.00	0.00
Darcy Johnson	STL	X	9	*	0.00	0.00	0.00	0.00	0.00	0.00	0.00	0.00
Daniel Coats	CIN	-	6	*	0.00	0.00	bye	0.00	0.00	0.00	0.00	0.00
Tony Curtis	SFO	-	9	*	0.00	0.00	0.00	0.00	0.00	0.00	0.00	0.00
Michael Matthews	BUF	X	6	*	0.00	0.00	bye	0.00	0.00	0.00	0.00	0.00
Greg Estandia	CLE	X	8	*	0.00	0.00	0.00	0.00	0.00	0.00	0.00	0.00
Brad Cottam	KAN	X	4	*	0.00	0.00	0.00	0.00	bye	0.00	0.00	0.00
Martin Rucker	DAL	-	4	*	0.00	0.00	0.00	0.00	bye	0.00	0.00	0.00
Jacob Tamme	IND	-	7	*	0.00	0.00	0.00	0.00	0.00	0.00	0.00	0.00
Derek Fine	HOU	-	7	*	0.00	0.00	0.00	0.00	0.00	0.00	0.00	0.00
Gary Barnidge	CAR	-	6	*	0.00	0.00	bye	0.00	0.00	0.00	0.00	0.00
Kellen Davis	CHI	-	8	*	0.00	0.00	0.00	0.00	0.00	0.00	0.00	0.00
Tom Santi	IND	X	7	*	0.00	0.00	0.00	0.00	0.00	0.00	0.00	0.00
Keith Zinger	ATL	-	8	*	0.00	0.00	0.00	0.00	0.00	0.00	0.00	0.00
Gijon Robinson	IND	-	7	*	0.00	0.00	0.00	0.00	0.00	0.00	0.00	0.00
Joey Haynos	MIA	-	5	*	0.00	0.00	0.00	bye	0.00	0.00	0.00	0.00
Richard Quinn	DEN	-	9	*	0.00	0.00	0.00	0.00	0.00	0.00	0.00	0.00
Chase Coffman	CIN	-	6	*	0.00	0.00	bye	0.00	0.00	0.00	0.00	0.00
Anthony Hill	HOU	U	7	*	0.00	0.00	0.00	0.00	0.00	0.00	0.00	0.00
Davon Drew	BAL	-	8	*	0.00	0.00	0.00	0.00	0.00	0.00	0.00	0.00
James Casey	HOU	-	7	*	0.00	0.00	0.00	0.00	0.00	0.00	0.00	0.00
Cornelius Ingram	PHI	-	8	*	0.00	0.00	0.00	0.00	0.00	0.00	0.00	0.00
John Nalbone	DEN	-	4	*	0.00	0.00	0.00	0.00	bye	0.00	0.00	0.00
John Phillips	DAL	X	4	*	0.00	0.00	0.00	0.00	bye	0.00	0.00	0.00
David Johnson	PIT	-	5	*	0.00	0.00	0.00	bye	0.00	0.00	0.00	0.00
Shawn Nelson	BUF	P	6	*	0.00	0.00	bye	0.00	0.00	0.00	0.00	0.00
Spencer Havner	DET	X	7	*	0.00	0.00	0.00	0.00	0.00	0.00	0.00	0.00
Kory Sperry	SDG	-	10	*	0.00	0.00	0.00	0.00	0.00	0.00	0.00	0.00
Garrett Graham	HOU	-	7	*	0.00	0.00	0.00	0.00	0.00	0.00	0.00	0.00
Clay Harbor	PHI	-	8	*	0.00	0.00	0.00	0.00	0.00	0.00	0.00	0.00
Dennis Morris	STL	-	9	*	0.00	0.00	0.00	0.00	0.00	0.00	0.00	0.00
Anthony McCoy	SEA	-	5	*	0.00	0.00	0.00	bye	0.00	0.00	0.00	0.00
Mickey Shuler	MIA	-	5	*	0.00	0.00	0.00	bye	0.00	0.00	0.00	0.00
Dedrick Epps	MIA	-	5	*	0.00	0.00	0.00	bye	0.00	0.00	0.00	0.00
Jameson Konz	SEA	X	5	*	0.00	0.00	0.00	bye	0.00	0.00	0.00	0.00
Marquez Branson	DEN	-	9	*	0.00	0.00	0.00	0.00	0.00	0.00	0.00	0.00



# Harger Fantasy Football League

## Top Kicker Scoring

PLAYER	NFL	INJ	BYE	FA	TOTAL	AVG	6	5	4	3	2	1
Nick Folk	NYJ	-	7		57.00	9.50	7.00	18.00	8.00	7.00	8.00	9.00
Sebastian Janikowski	OAK	-	10		54.00	9.00	9.00	10.00	6.00	12.00	10.00	7.00
Matt Bryant	ATL	-	8		52.00	8.67	5.00	8.00	10.00	9.00	11.00	9.00
Rob Bironas	TEN	-	9		52.00	8.67	12.00	11.00	9.00	9.00	3.00	8.00
Jason Hanson	DET	-	7		51.00	8.50	10.00	14.00	15.00	4.00	6.00	2.00
Adam Vinatieri	IND	-	7		49.00	8.17	9.00	13.00	4.00	9.00	8.00	6.00
Matt Prater	DEN	-	9		48.00	8.00	9.00	5.00	14.00	7.00	7.00	6.00
Robbie Gould	CHI	-	8	*	47.00	7.83	8.00	12.00	3.00	8.00	9.00	7.00
Graham Gano	WAS	-	9		47.00	7.83	6.00	10.00	5.00	10.00	9.00	7.00
Josh Scobee	JAC	-	9		46.00	7.67	3.00	18.00	8.00	4.00	7.00	6.00
Mike Nugent	CIN	-	6		46.00	9.20	bye	7.00	8.00	9.00	15.00	7.00
Neil Rackers	HOU	-	7	*	45.00	7.50	5.00	4.00	7.00	7.00	12.00	10.00
Mason Crosby	GNB	-	10		45.00	7.50	8.00	8.00	4.00	5.00	10.00	10.00
Josh Brown	STL	-	9		43.00	7.17	8.00	6.00	8.00	12.00	2.00	7.00
Stephen Gostkowski	NWE	-	5		40.00	8.00	11.00	bye	11.00	8.00	2.00	8.00
David Akers	PHI	-	8	*	39.00	6.50	7.00	9.00	6.00	4.00	5.00	8.00
Nate Kaeding	SDG	O	10	*	39.00	6.50	5.00	9.00	11.00	4.00	8.00	2.00
Jeff Reed	PIT	-	5		37.00	7.40	4.00	bye	2.00	8.00	13.00	10.00
Ryan Succop	KAN	-	4		36.00	7.20	7.00	9.00	bye	7.00	10.00	3.00
Dan Carpenter	MIA	-	5	*	35.00	7.00	12.00	bye	2.00	12.00	2.00	7.00
Billy Cundiff	BAL	-	8	*	34.00	5.67	8.00	7.00	5.00	6.00	4.00	4.00
David Buehler	DAL	-	4	*	31.00	6.20	3.00	10.00	bye	9.00	8.00	1.00
Jay Feely	ARI	-	6	*	29.00	5.80	bye	12.00	5.00	6.00	1.00	5.00
Lawrence Tynes	NYG	T	8	*	29.00	4.83	0.00	10.00	5.00	5.00	2.00	7.00
Phil Dawson	CLE	-	8	*	28.00	4.67	4.00	4.00	11.00	5.00	2.00	2.00
Rian Lindell	BUF	-	6	*	28.00	5.60	bye	8.00	2.00	12.00	1.00	5.00
Joe Nedney	SFO	-	9	*	27.00	4.50	5.00	7.00	2.00	5.00	2.00	6.00
Connor Barth	TAM	-	4	*	26.00	5.20	0.00	6.00	bye	7.00	8.00	5.00
Garrett Hartley	NOR	-	10	*	26.00	4.33	7.00	0.00	0.00	6.00	11.00	2.00
Olindo Mare	SEA	-	5	*	24.00	4.80	3.00	bye	3.00	9.00	2.00	7.00
John Kasay	CAR	-	6	*	22.00	4.40	bye	7.00	2.00	1.00	1.00	11.00
Ryan Longwell	MIN	-	4		21.00	4.20	6.00	2.00	bye	6.00	4.00	3.00
John Carney	NOR	-	10	*	18.00	3.00	0.00	8.00	10.00	0.00	0.00	0.00
Shayne Graham	NYG	-	8	*	4.00	0.67	4.00	0.00	0.00	0.00	0.00	0.00
Michael Koenen	ATL	-	8	*	3.00	0.50	0.00	3.00	0.00	0.00	0.00	0.00
Matt Stover	IND	-	7	*	0.00	0.00	0.00	0.00	0.00	0.00	0.00	0.00
Kris Brown	SDG	X	10	*	0.00	0.00	0.00	0.00	0.00	0.00	0.00	0.00
Craig Hentrich	TEN	-	9	*	0.00	0.00	0.00	0.00	0.00	0.00	0.00	0.00
Aaron Elling	OAK	-	10	*	0.00	0.00	0.00	0.00	0.00	0.00	0.00	0.00
Dave Rayner	CIN	-	6	*	0.00	0.00	bye	0.00	0.00	0.00	0.00	0.00
Paul Ernster	PIT	-	5	*	0.00	0.00	0.00	bye	0.00	0.00	0.00	0.00
Shaun Suisham	STL	-	9	*	0.00	0.00	0.00	0.00	0.00	0.00	0.00	0.00
Nick Novak	SDG	-	0	*	0.00	0.00	0.00	0.00	0.00	0.00	0.00	0.00
Sam Koch	BAL	-	8	*	0.00	0.00	0.00	0.00	0.00	0.00	0.00	0.00
Tony Yelk	JAC	-	9	*	0.00	0.00	0.00	0.00	0.00	0.00	0.00	0.00
Justin Medlock	DET	-	7	*	0.00	0.00	0.00	0.00	0.00	0.00	0.00	0.00
Brandon Coutu	SEA	-	5	*	0.00	0.00	0.00	bye	0.00	0.00	0.00	0.00
Steven Hauschka	DET	-	7	*	0.00	0.00	0.00	0.00	0.00	0.00	0.00	0.00
Sam Swank	NYG	-	8	*	0.00	0.00	0.00	0.00	0.00	0.00	0.00	0.00
Rhys Lloyd	CAR	-	6	*	0.00	0.00	bye	0.00	0.00	0.00	0.00	0.00
Shane Andrus	SFO	-	9	*	0.00	0.00	0.00	0.00	0.00	0.00	0.00	0.00
Ricky Schmitt	TEN	-	9	*	0.00	0.00	0.00	0.00	0.00	0.00	0.00	0.00
Connor Hughes	DAL	-	4	*	0.00	0.00	0.00	0.00	bye	0.00	0.00	0.00
Brett Swenson	IND	X	7	*	0.00	0.00	0.00	0.00	0.00	0.00	0.00	0.00
Garrett Lindholm	ATL	-	8	*	0.00	0.00	0.00	0.00	0.00	0.00	0.00	0.00
Hunter Lawrence	TAM	-	4	*	0.00	0.00	0.00	0.00	bye	0.00	0.00	0.00
Todd Carter	CAR	-	6	*	0.00	0.00	bye	0.00	0.00	0.00	0.00	0.00



# Harger Fantasy Football League

## Top Defense / Sp Teams Scoring

PLAYER	NFL	INJ	BYE	FA	TOTAL	AVG	6	5	4	3	2	1
Tennessee Titans	TEN	-	9		53.00	8.83	13.00	9.00	13.00	7.00	5.00	6.00
Seattle Seahawks	SEA	-	5		49.00	9.80	8.00	bye	5.00	21.00	1.00	14.00
New England Patriots	NWE	-	5		48.00	9.60	3.00	bye	24.00	3.00	3.00	15.00
Detroit Lions	DET	-	7	*	47.00	7.83	3.00	20.00	6.00	5.00	5.00	8.00
Pittsburgh Steelers	PIT	-	5		45.00	9.00	9.00	bye	3.00	12.00	17.00	4.00
Philadelphia Eagles	PHI	-	8		44.00	7.33	5.00	13.00	2.00	15.00	4.00	5.00
Arizona Cardinals	ARI	-	6		43.00	8.60	bye	17.00	8.00	10.00	2.00	6.00
New York Giants	NYG	-	8		42.00	7.00	5.00	5.00	20.00	1.00	2.00	9.00
Chicago Bears	CHI	-	8		39.00	6.50	6.00	12.00	5.00	8.00	3.00	5.00
Green Bay Packers	GNB	-	10		39.00	6.50	1.00	6.00	12.00	4.00	9.00	7.00
San Diego Chargers	SDG	-	10	*	39.00	6.50	3.00	3.00	18.00	6.00	8.00	1.00
Atlanta Falcons	ATL	-	8		35.00	5.83	2.00	12.00	4.00	5.00	8.00	4.00
St. Louis Rams	STL	-	9	*	35.00	5.83	8.00	1.00	13.00	3.00	4.00	6.00
New York Jets	NYJ	-	7		33.00	5.50	3.00	13.00	5.00	3.00	4.00	5.00
Washington Redskins	WAS	-	9		33.00	5.50	4.00	6.00	3.00	3.00	6.00	11.00
Oakland Raiders	OAK	-	10	*	32.00	5.33	2.00	18.00	0.00	5.00	4.00	3.00
Kansas City Chiefs	KAN	-	4		28.00	5.60	2.00	2.00	bye	6.00	9.00	9.00
Indianapolis Colts	IND	-	7	*	27.00	4.50	5.00	3.00	0.00	3.00	13.00	3.00
Miami Dolphins	MIA	-	5	*	27.00	5.40	6.00	bye	3.00	0.00	13.00	5.00
New Orleans Saints	NOR	-	10	*	27.00	4.50	6.00	5.00	4.00	3.00	6.00	3.00
San Francisco 49ers	SFO	-	9	*	26.00	4.33	5.00	5.00	11.00	1.00	2.00	2.00
Tampa Bay Buccaneers	TAM	-	4	*	26.00	5.20	1.00	10.00	bye	2.00	10.00	3.00
Dallas Cowboys	DAL	-	4		22.00	4.40	4.00	3.00	bye	7.00	7.00	1.00
Cincinnati Bengals	CIN	-	6		21.00	4.20	bye	6.00	2.00	8.00	5.00	0.00
Carolina Panthers	CAR	-	6	*	19.00	3.80	bye	7.00	4.00	3.00	0.00	5.00
Minnesota Vikings	MIN	-	4	*	19.00	3.80	8.00	2.00	bye	4.00	4.00	1.00
Cleveland Browns	CLE	-	8	*	18.00	3.00	1.00	3.00	6.00	0.00	3.00	5.00
Jacksonville Jaguars	JAC	-	9	*	18.00	3.00	0.00	3.00	3.00	3.00	4.00	5.00
Baltimore Ravens	BAL	-	8		17.00	2.83	5.00	2.00	3.00	2.00	1.00	4.00
Buffalo Bills	BUF	-	6	*	16.00	3.20	bye	5.00	0.00	8.00	0.00	3.00
Denver Broncos	DEN	-	9	*	16.00	2.67	5.00	1.00	4.00	0.00	5.00	1.00
Houston Texans	HOU	-	7	*	16.00	2.67	1.00	2.00	7.00	0.00	3.00	3.00



# HARGER FANTASY FOOTBALL LEAGUE 2010

## Week 5 – Head to Head



Doomsday II  
Owner: Tom Harger



The Feds  
Owner: Paul Harger

VS

<a href="#">Matt Ryan</a>	ATL	QB	ATL 20	<b>FINAL</b>	<a href="#">Joe Flacco</a>	BAL	QB	DEN 17	<b>FINAL</b>
10.98	16-28, 187 yds passing (1 TDs)		CLE 10		15.84	14-25, 196 yds passing		BAL 31	
	5 carries, 5 yds rushing, 1 fumble(s)					5 carries, 20 yds rushing (1 TDs)			
<a href="#">DeAngelo Williams</a>	CAR	RB	CHI 23	<b>FINAL</b>	<a href="#">Steven Jackson</a>	STL	RB	STL 6	<b>FINAL</b>
5.90	12 carries, 51 yds rushing		CAR 6		12.60	25 carries, 114 yds rushing		DET 44	
	3 catches, 8 yds receiving					1 catch, 12 yds receiving, 1 tackle			
<a href="#">Maurice Jones-Drew</a>	JAC	RB	JAC 36	<b>FINAL</b>	<a href="#">Ray Rice</a>	BAL	RB	DEN 17	<b>FINAL</b>
9.30	19 carries, 84 yds rushing		BUF 26		27.90	27 carries, 133 yds rushing (2 TDs)		BAL 31	
	2 catches, 9 yds receiving					4 catches, 26 yds receiving			
<a href="#">Greg Jennings</a>	GNB	WR	GNB 13	<b>FINAL</b>	<a href="#">Terrell Owens</a>	CIN	WR	TAM 24	<b>FINAL</b>
2.20	2 catches, 22 yds receiving, 1 tackle		WAS 16		16.20	7 catches, 102 yds receiving (1 TDs), 1 tackle		CIN 21	
<a href="#">Tony Gonzalez</a>	ATL	TE	ATL 20	<b>FINAL</b>	<a href="#">Mark Clayton</a>	STL	WR	STL 6	<b>FINAL</b>
4.10	5 catches, 41 yds receiving		CLE 10		0.60	1 catch, 6 yds receiving		DET 44	
<a href="#">Vernon Davis</a>	SFO	TE	PHI 27	<b>FINAL</b>	<a href="#">DeSean Jackson</a>	PHI	WR	PHI 27	<b>FINAL</b>
18.40	5 catches, 104 yds receiving (1 TDs)		SFO 24		3.20	1 carry, 8 yds rushing		SFO 24	
						2 catches, 24 yds receiving			
<a href="#">Adam Vinatieri</a>	IND	K	KAN 9	<b>FINAL</b>	<a href="#">Matt Bryant</a>	ATL	K	ATL 20	<b>FINAL</b>
13.00	4 FGs (20,24,47,42), 1 PAT		IND 19		8.00	2 FGs (24,30), 1 missed FG (30), 2 PATs		CLE 10	
<a href="#">Baltimore Ravens</a>	BAL	D/ST	DEN 17	<b>FINAL</b>	<a href="#">Philadelphia Eagles</a>	PHI	D/ST	PHI 27	<b>FINAL</b>
2.00	37 tackles, 10 assists, 8 passes defended, 1.0 sack, 1 FF, 1 FR		BAL 31		13.00	1 TD, 51 tackles, 2 assists, 6 passes defended, 2.0 sacks, 2 INT, 3 FF, 3 FR		SFO 24	
65.88					97.34				

# HARGER FANTASY FOOTBALL LEAGUE 2010

## Week 5 – Head to Head

### SCORING:

Matt Ryan 45 yd TD pass to Roddy White (4.00 pts)  
Vernon Davis 7 yd TD pass from Alex Smith (8.00 pts)  
Adam Vinatieri 20 yd FG (3.00 pts)  
Adam Vinatieri 24 yd FG (3.00 pts)  
Adam Vinatieri 47 yd FG (3.00 pts)  
Adam Vinatieri 42 yd FG (3.00 pts)  
Adam Vinatieri PAT (1.00 pts)

### GAME TOTAL BONUSES:

Matt Ryan 187 yards passing (7.48 pts)  
Matt Ryan 5 combined rushing and receiving yds (0.50 pts)  
DeAngelo Williams 59 combined rushing and receiving yds (5.90 pts)  
Maurice Jones-Drew 93 combined rushing and receiving yds (9.30 pts)  
Greg Jennings 22 combined rushing and receiving yds (2.20 pts)  
Tony Gonzalez 41 combined rushing and receiving yds (4.10 pts)  
Vernon Davis 104 combined rushing and receiving yds (10.40 pts)  
Baltimore Ravens 1.0 sack (1.00 pts)  
Baltimore Ravens 1 fumble recovered (1.00 pts)

### DEDUCTIONS:

Matt Ryan 1 fumble lost (-1.00 pts)

### BENCH:

14.82 Kevin Kolb, QB  
19.50 Michael Bush, RB  
0.00 Pierre Thomas, RB  
0.00 Darren McFadden, RB  
3.40 Jonathan Stewart, RB  
1.40 Johnny Knox, WR  
0.60 Stephen Williams, WR  
5.00 Matt Prater, K

### SCORING:

Joe Flacco 1 yd rushing TD (6.00 pts)  
Ray Rice 1 yd rushing TD (6.00 pts)  
Ray Rice 1 yd rushing TD (6.00 pts)  
Terrell Owens 43 yd TD pass from Carson Palmer (6.00 pts)  
Matt Bryant 24 yd FG (3.00 pts)  
Matt Bryant 30 yd FG (3.00 pts)  
Matt Bryant PAT (1.00 pts)  
Matt Bryant PAT (1.00 pts)  
Philadelphia Eagles 52 yd fumble return TD (6.00 pts)

### GAME TOTAL BONUSES:

Joe Flacco 196 yards passing (7.84 pts)  
Joe Flacco 20 combined rushing and receiving yds (2.00 pts)  
Steven Jackson 126 combined rushing and receiving yds (12.60 pts)  
Ray Rice 159 combined rushing and receiving yds (15.90 pts)  
Terrell Owens 102 combined rushing and receiving yds (10.20 pts)  
Mark Clayton 6 combined rushing and receiving yds (0.60 pts)  
DeSean Jackson 32 combined rushing and receiving yds (3.20 pts)  
Philadelphia Eagles 2.0 sacks (2.00 pts)  
Philadelphia Eagles 2 interceptions (2.00 pts)  
Philadelphia Eagles 3 fumbles recovered (3.00 pts)

### DEDUCTIONS:

None.

### BENCH:

0.00 Justin Forsett, RB  
4.00 Chris Wells, RB  
0.00 Hines Ward, WR  
2.40 Kevin Walter, WR  
9.70 Marques Colston, WR  
0.20 Demaryius Thomas, WR  
14.90 Mike Williams, WR  
5.00 Tony Moeaki, TE

---

# HARGER FANTASY FOOTBALL LEAGUE 2010

## Week 5 – Head to Head



The Mighty Warriors  
Owner: Mark Harger

The General  
Owner: Matthew Harger



VS

<a href="#">Tony Romo</a>	DAL	QB	TEN 34	<a href="#">Donovan McNabb</a>	WAS	QB	GNB 13
26.14	31-46, 406 yds passing (3 TDs), 3 INTs		DAL 27	18.28	26-49, 357 yds passing (1 TDs), 1 INTs		WAS 16
	1 carry, 9 yds rushing		<b>FINAL</b>		4 carries, 10 yds rushing		<b>FINAL</b>
<a href="#">Adrian Peterson</a>	MIN	RB	MIN 20	<a href="#">Frank Gore</a>	SFO	RB	PHI 27
10.80	18 carries, 88 yds rushing		NYJ 29	11.30	18 carries, 52 yds rushing, 2 fumble(s)		SFO 24
	1 catch, 20 yds receiving, 1 tackle		<b>FINAL</b>		4 catches, 21 yds receiving (1 TDs)		<b>FINAL</b>
<a href="#">Arian Foster</a>	HOU	RB	NYG 34	<a href="#">Mike Tolbert</a>	SDG	RB	SDG 27
2.70	11 carries, 25 yds rushing		HOU 10	8.50	12 carries, 11 yds rushing (1 TDs), 1 fumble(s)		OAK 35
	2 catches, 2 yds receiving		<b>FINAL</b>		2 catches, 24 yds receiving		<b>FINAL</b>
<a href="#">Calvin Johnson</a>	DET	WR	STL 6	<a href="#">Reggie Wayne</a>	IND	WR	KAN 9
11.40	4 catches, 54 yds receiving (1 TDs)		DET 44	7.50	6 catches, 75 yds receiving		IND 19
			<b>FINAL</b>				<b>FINAL</b>
<a href="#">Antonio Gates</a>	SDG	TE	SDG 27	<a href="#">Hakeem Nicks</a>	NYG	WR	NYG 34
17.20	5 catches, 92 yds receiving (1 TDs)		OAK 35	25.00	12 catches, 130 yds receiving (2 TDs)		HOU 10
			<b>FINAL</b>				<b>FINAL</b>
<a href="#">Zach Miller</a>	OAK	TE	SDG 27	<a href="#">Jermichael Finley</a>	GNB	TE	GNB 13
14.20	6 catches, 62 yds receiving (1 TDs)		OAK 35	0.00			WAS 16
			<b>FINAL</b>				<b>FINAL</b>
<a href="#">Mason Crosby</a>	GNB	K	GNB 13	<a href="#">Nick Folk</a>	NYJ	K	MIN 20
8.00	2 FGs (52,36), 2 missed FGs (48,53), 1 PAT		WAS 16	18.00	5 FGs (25,53,22,34,31), 2 PATs		NYJ 29
			<b>FINAL</b>				<b>FINAL</b>
<a href="#">Atlanta Falcons</a>	ATL	D/ST	ATL 20	<a href="#">San Diego Chargers</a>	SDG	D/ST	SDG 27
12.00	1 TD, 52 tackles, 16 assists, 4 passes defended, 3.0 sacks, 2 INT, 1 FF, 1 FR		CLE 10	3.00	46 tackles, 5 assists, 2 passes defended, 3.0 sacks, 3 FF		OAK 35
			<b>FINAL</b>				<b>FINAL</b>
102.44				91.58			

# HARGER FANTASY FOOTBALL LEAGUE 2010

## Week 5 – Head to Head

### SCORING:

Tony Romo 6 yd TD pass to Roy Williams (4.00 pts)  
Tony Romo 69 yd TD pass to Miles Austin (4.00 pts)  
Tony Romo 18 yd TD pass to Jason Witten (4.00 pts)  
Calvin Johnson 1 yd TD pass from Shaun Hill (6.00 pts)  
Antonio Gates 19 yd TD pass from Philip Rivers (8.00 pts)  
Zach Miller 1 yd TD pass from Jason Campbell (8.00 pts)  
Mason Crosby PAT (1.00 pts)  
Mason Crosby 52 yd FG (4.00 pts)  
Mason Crosby 36 yd FG (3.00 pts)  
Atlanta Falcons 31 yd interception return TD (6.00 pts)

### GAME TOTAL BONUSES:

Tony Romo 406 yards passing (16.24 pts)  
Tony Romo 9 combined rushing and receiving yds (0.90 pts)  
Adrian Peterson 108 combined rushing and receiving yds (10.80 pts)  
Arian Foster 27 combined rushing and receiving yds (2.70 pts)  
Calvin Johnson 54 combined rushing and receiving yds (5.40 pts)  
Antonio Gates 92 combined rushing and receiving yds (9.20 pts)  
Zach Miller 62 combined rushing and receiving yds (6.20 pts)  
Atlanta Falcons 3.0 sacks (3.00 pts)  
Atlanta Falcons 2 interceptions (2.00 pts)  
Atlanta Falcons 1 fumble recovered (1.00 pts)

### DEDUCTIONS:

Tony Romo 3 interceptions (-3.00 pts)

### BENCH:

0.00 Michael Vick, QB  
13.66 Carson Palmer, QB  
0.00 Reggie Bush, RB  
0.00 BenJarvus Green-Ellis, RB  
3.40 C.J. Spiller, RB  
2.20 Dez Bryant, WR  
1.40 Dustin Keller, TE  
9.00 Tennessee Titans, D/ST

### SCORING:

Donovan McNabb 48 yd TD pass to Anthony Armstrong (4.00 pts)  
Frank Gore 1 yd TD pass from Alex Smith (6.00 pts)  
Mike Tolbert 4 yd rushing TD (6.00 pts)  
Hakeem Nicks 6 yd TD pass from Eli Manning (6.00 pts)  
Hakeem Nicks 12 yd TD pass from Eli Manning (6.00 pts)  
Nick Folk 25 yd FG (3.00 pts)  
Nick Folk 53 yd FG (4.00 pts)  
Nick Folk 22 yd FG (3.00 pts)  
Nick Folk 34 yd FG (3.00 pts)  
Nick Folk 31 yd FG (3.00 pts)  
Nick Folk PAT (1.00 pts)  
Nick Folk PAT (1.00 pts)

### GAME TOTAL BONUSES:

Donovan McNabb 357 yards passing (14.28 pts)  
Donovan McNabb 10 combined rushing and receiving yds (1.00 pts)  
Frank Gore 73 combined rushing and receiving yds (7.30 pts)  
Mike Tolbert 35 combined rushing and receiving yds (3.50 pts)  
Reggie Wayne 75 combined rushing and receiving yds (7.50 pts)  
Hakeem Nicks 130 combined rushing and receiving yds (13.00 pts)  
San Diego Chargers 3.0 sacks (3.00 pts)

### DEDUCTIONS:

Donovan McNabb 1 interception (-1.00 pts)  
Frank Gore 2 fumbles lost (-2.00 pts)  
Mike Tolbert 1 fumble lost (-1.00 pts)

### BENCH:

0.00 Tom Brady, QB  
3.30 Carnell Williams, RB  
0.00 Danny Woodhead, RB  
4.70 Derrick Mason, WR  
0.00 Steve Smith, WR  
9.30 Larry Fitzgerald, WR  
0.00 Greg Olsen, TE  
0.00 Pittsburgh Steelers, D/ST

---


# HARGER FANTASY FOOTBALL LEAGUE 2010

## Week 5 – Head to Head



The Columbus Knights  
Owner: Jamie Johnston

JJJammin-On-The-One  
**vs** Owner: A.J. Harger



<a href="#">Aaron Rodgers</a>	GNB	QB	GNB 13 WAS 16	<b>FINAL</b>	<a href="#">Brett Favre</a>	MIN	QB	MIN 20 NYJ 29	<b>FINAL</b>
17.72	27-46, 293 yds passing (1 TDs), 1 INTs 4 carries, 30 yds rushing				19.66	14-34, 264 yds passing (3 TDs), 1 INTs 4 carries, 1 yds rushing, 2 fumble(s)			
<a href="#">Cedric Benson</a>	CIN	RB	TAM 24 CIN 21	<b>FINAL</b>	<a href="#">LaDainian Tomlinson</a>	NYJ	RB	MIN 20 NYJ 29	<b>FINAL</b>
18.30	23 carries, 144 yds rushing (1 2XPs) 2 catches, 19 yds receiving				10.70	20 carries, 94 yds rushing 5 catches, 13 yds receiving			
<a href="#">Jamaal Charles</a>	KAN	RB	KAN 9 IND 19	<b>FINAL</b>	<a href="#">Michael Turner</a>	ATL	RB	ATL 20 CLE 10	<b>FINAL</b>
9.10	16 carries, 87 yds rushing, 1 fumble(s) 3 catches, 14 yds receiving				14.00	19 carries, 140 yds rushing			
<a href="#">Randy Moss</a>	MIN	WR	MIN 20 NYJ 29	<b>FINAL</b>	<a href="#">Roddy White</a>	ATL	WR	ATL 20 CLE 10	<b>FINAL</b>
14.10	4 catches, 81 yds receiving (1 TDs)				16.10	5 catches, 101 yds receiving (1 TDs)			
<a href="#">Brandon Lloyd</a>	DEN	WR	DEN 17 BAL 31	<b>FINAL</b>	<a href="#">Steve Smith</a>	NYG	WR	NYG 34 HOU 10	<b>FINAL</b>
25.50	5 catches, 135 yds receiving (2 TDs)				14.90	6 catches, 89 yds receiving (1 TDs)			
<a href="#">Santonio Holmes</a>	NYJ	WR	MIN 20 NYJ 29	<b>FINAL</b>	<a href="#">Dallas Clark</a>	IND	TE	KAN 9 IND 19	<b>FINAL</b>
4.10	3 catches, 41 yds receiving				2.00	3 catches, 20 yds receiving			
<a href="#">Nate Kaeding</a>	SDG	K	SDG 27 OAK 35	<b>FINAL</b>	<a href="#">Sebastian Janikowski</a>	OAK	K	SDG 27 OAK 35	<b>FINAL</b>
9.00	2 FGs (43,34), 3 PATs				10.00	2 FGs (50,30), 3 PATs			
<a href="#">New York Jets</a>	NYJ	D/ST	MIN 20 NYJ 29	<b>FINAL</b>	<a href="#">San Francisco 49ers</a>	SFO	D/ST	PHI 27 SFO 24	<b>FINAL</b>
13.00	1 TD, 31 tackles, 31 assists, 9 passes defended, 4.0 sacks, 1 INT, 1 FF, 2 FR				5.00	56 tackles, 5 assists, 7 passes defended, 4.0 sacks, 2 FF, 1 FR			
110.82					92.36				

# HARGER FANTASY FOOTBALL LEAGUE 2010

## Week 5 – Head to Head

### SCORING:

Aaron Rodgers 5 yd TD pass to Donald Lee (4.00 pts)  
Cedric Benson 2XP rush (2.00 pts)  
Randy Moss 37 yd TD pass from Brett Favre (6.00 pts)  
Brandon Lloyd 42 yd TD pass from Kyle Orton (6.00 pts)  
Brandon Lloyd 44 yd TD pass from Kyle Orton (6.00 pts)  
Nate Kaeding PAT (1.00 pts)  
Nate Kaeding PAT (1.00 pts)  
Nate Kaeding 43 yd FG (3.00 pts)  
Nate Kaeding PAT (1.00 pts)  
Nate Kaeding 34 yd FG (3.00 pts)  
New York Jets Jets 26 yd interception return TD (6.00 pts)

### GAME TOTAL BONUSES:

Aaron Rodgers 293 yards passing (11.72 pts)  
Aaron Rodgers 30 combined rushing and receiving yds (3.00 pts)  
Cedric Benson 163 combined rushing and receiving yds (16.30 pts)  
Jamaal Charles 101 combined rushing and receiving yds (10.10 pts)  
Randy Moss 81 combined rushing and receiving yds (8.10 pts)  
Brandon Lloyd 135 combined rushing and receiving yds (13.50 pts)  
Santonio Holmes 41 combined rushing and receiving yds (4.10 pts)  
New York Jets 4.0 sacks (4.00 pts)  
New York Jets 1 interception (1.00 pts)  
New York Jets 2 fumbles recovered (2.00 pts)

### DEDUCTIONS:

Aaron Rodgers 1 interception (-1.00 pts)  
Jamaal Charles 1 fumble lost (-1.00 pts)

### BENCH:

22.78 Eli Manning, QB  
8.90 Joseph Addai, RB  
14.70 Roy Williams, WR  
4.60 Jerricho Cotchery, WR  
0.00 Vincent Jackson, WR  
21.70 Percy Harvin, WR  
21.40 Mercedes Lewis, TE  
3.00 Dallas Cowboys, D/ST

### SCORING:

Brett Favre 37 yd TD pass to Randy Moss (4.00 pts)  
Brett Favre 34 yd TD pass to Percy Harvin (4.00 pts)  
Brett Favre 11 yd TD pass to Percy Harvin (4.00 pts)  
Roddy White 45 yd TD pass from Matt Ryan (6.00 pts)  
Steve Smith 4 yd TD pass from Eli Manning (6.00 pts)  
Sebastian Janikowski 50 yd FG (4.00 pts)  
Sebastian Janikowski PAT (1.00 pts)  
Sebastian Janikowski 30 yd FG (3.00 pts)  
Sebastian Janikowski PAT (1.00 pts)  
Sebastian Janikowski PAT (1.00 pts)

### GAME TOTAL BONUSES:

Brett Favre 264 yards passing (10.56 pts)  
Brett Favre 1 combined rushing and receiving yds (0.10 pts)  
LaDainian Tomlinson 107 combined rushing and receiving yds (10.70 pts)  
Michael Turner 140 combined rushing and receiving yds (14.00 pts)  
Roddy White 101 combined rushing and receiving yds (10.10 pts)  
Steve Smith 89 combined rushing and receiving yds (8.90 pts)  
Dallas Clark 20 combined rushing and receiving yds (2.00 pts)  
San Francisco 49ers 4.0 sacks (4.00 pts)  
San Francisco 49ers 1 fumble recovered (1.00 pts)

### DEDUCTIONS:

Brett Favre 1 interception (-1.00 pts)  
Brett Favre 2 fumbles lost (-2.00 pts)

### BENCH:

0.00 Ricky Williams, RB  
2.00 Jason Snelling, RB  
6.60 Fred Jackson, RB  
0.00 Knowshon Moreno, RB  
0.00 Steve Breaston, WR  
4.80 Austin Collie, WR  
0.00 Stephen Gostkowski, K  
0.00 New England Patriots, D/ST

---

# HARGER FANTASY FOOTBALL LEAGUE 2010

## Week 5 – Head to Head



Roughriders  
Owner: Bryan Ferryman

NO Mercy  
Owner: Phillip Harger

VS



<a href="#">Drew Brees</a>	NOR	QB	NOR 20		<a href="#">Philip Rivers</a>	SDG	QB	
16.36	24-39, 279 yds passing (2 TDs), 3 INTs		ARI 30	<b>FINAL</b>	24.64	27-42, 431 yds passing (2 TDs)		SDG 27
	2 carries, 2 yds rushing					1 carry, 14 yds rushing, 2 fumble(s), 2 tackles		OAK 35
<a href="#">Ryan Torain</a>	WAS	RB	GNB 13		<a href="#">Chris Johnson</a>	TEN	RB	TEN 34
6.70	16 carries, 40 yds rushing		WAS 16	<b>FINAL</b>	25.20	19 carries, 131 yds rushing (2 TDs)		DAL 27
	4 catches, 27 yds receiving					1 catch, 1 yds receiving		<b>FINAL</b>
<a href="#">Jahvid Best</a>	DET	RB	STL 6		<a href="#">Peyton Hillis</a>	CLE	RB	ATL 20
10.40	0-1, 0 yds passing		DET 44	<b>FINAL</b>	12.70	10 carries, 28 yds rushing, 1 fumble(s)		CLE 10
	18 carries, 67 yds rushing					4 catches, 49 yds receiving (1 TDs)		<b>FINAL</b>
	4 catches, 37 yds receiving				<a href="#">Santana Moss</a>	WAS	WR	GNB 13
0.80	BAL	WR	DEN 17	<b>FINAL</b>	11.80	7 catches, 118 yds receiving		WAS 16
	1 catch, 8 yds receiving		BAL 31					<b>FINAL</b>
<a href="#">Eddie Royal</a>	DEN	WR	DEN 17		<a href="#">Malcom Floyd</a>	SDG	WR	SDG 27
3.10	4 catches, 31 yds receiving		BAL 31	<b>FINAL</b>	27.30	8 catches, 213 yds receiving (1 TDs)		OAK 35
<a href="#">Jason Witten</a>	DAL	TE	TEN 34		<a href="#">Miles Austin</a>	DAL	WR	TEN 34
16.40	5 catches, 84 yds receiving (1 TDs)		DAL 27	<b>FINAL</b>	23.00	1 carry, 4 yds rushing		DAL 27
						9 catches, 166 yds receiving (1 TDs), 1 tackle		<b>FINAL</b>
<a href="#">Mike Nugent</a>	CIN	K	TAM 24		<a href="#">Neil Rackers</a>	HOU	K	NYG 34
7.00	2 FGs (31,35), 1 PAT		CIN 21	<b>FINAL</b>	4.00	1 FG (38), 1 PAT1 assist		HOU 10
								<b>FINAL</b>
<a href="#">St. Louis Rams</a>	STL	D/ST	STL 6		<a href="#">New York Giants</a>	NYG	D/ST	NYG 34
1.00	37 tackles, 18 assists, 4 passes defended, 1.0 sack, 1 FF		DET 44	<b>FINAL</b>	5.00	41 tackles, 12 assists, 7 passes defended, 3.0 sacks, 1 INT, 2 FF, 1 FR		HOU 10
61.76								<b>FINAL</b>
					133.64			

# HARGER FANTASY FOOTBALL LEAGUE 2010

## Week 5 – Head to Head

### SCORING:

Drew Brees 1 yd TD pass to Jeremy Shockey (4.00 pts)  
Drew Brees 35 yd TD pass to Robert Meachem (4.00 pts)  
Jason Witten 18 yd TD pass from Tony Romo (8.00 pts)  
Mike Nugent PAT (1.00 pts)  
Mike Nugent 31 yd FG (3.00 pts)  
Mike Nugent 35 yd FG (3.00 pts)

### GAME TOTAL BONUSES:

Drew Brees 279 yards passing (11.16 pts)  
Drew Brees 2 combined rushing and receiving yds (0.20 pts)  
Ryan Torain 67 combined rushing and receiving yds (6.70 pts)  
Jahvid Best 104 combined rushing and receiving yds (10.40 pts)  
Anquan Boldin 8 combined rushing and receiving yds (0.80 pts)  
Eddie Royal 31 combined rushing and receiving yds (3.10 pts)  
Jason Witten 84 combined rushing and receiving yds (8.40 pts)  
St. Louis Rams 1.0 sack (1.00 pts)

### DEDUCTIONS:

Drew Brees 3 interceptions (-3.00 pts)

### BENCH:

0.00 Ben Roethlisberger, QB  
3.30 Kevin Smith, RB  
0.60 Tim Hightower, RB  
5.90 Ryan Mathews, RB  
8.70 Jabar Gaffney, WR  
0.00 Davone Bess, WR  
0.00 Brandon Tate, WR  
2.80 Visanthe Shiancoe, TE

### SCORING:

Philip Rivers 19 yd TD pass to Antonio Gates (4.00 pts)  
Philip Rivers 41 yd TD pass to Malcom Floyd (4.00 pts)  
Chris Johnson 1 yd rushing TD (6.00 pts)  
Chris Johnson 1 yd rushing TD (6.00 pts)  
Peyton Hillis 19 yd TD pass from Seneca Wallace (6.00 pts)  
Malcom Floyd 41 yd TD pass from Philip Rivers (6.00 pts)  
Miles Austin 69 yd TD pass from Tony Romo (6.00 pts)  
Neil Rackers 38 yd FG (3.00 pts)  
Neil Rackers PAT (1.00 pts)

### GAME TOTAL BONUSES:

Philip Rivers 431 yards passing (17.24 pts)  
Philip Rivers 14 combined rushing and receiving yds (1.40 pts)  
Chris Johnson 132 combined rushing and receiving yds (13.20 pts)  
Peyton Hillis 77 combined rushing and receiving yds (7.70 pts)  
Santana Moss 118 combined rushing and receiving yds (11.80 pts)  
Malcom Floyd 213 combined rushing and receiving yds (21.30 pts)  
Miles Austin 170 combined rushing and receiving yds (17.00 pts)  
New York Giants 3.0 sacks (3.00 pts)  
New York Giants 1 interception (1.00 pts)  
New York Giants 1 fumble recovered (1.00 pts)

### DEDUCTIONS:

Philip Rivers 2 fumbles lost (-2.00 pts)  
Peyton Hillis 1 fumble lost (-1.00 pts)

### BENCH:

20.56 Kyle Orton, QB  
0.00 Marshawn Lynch, RB  
11.70 Shonn Greene, RB  
1.40 Javon Ringer, RB  
0.00 Wes Welker, WR  
3.30 Dwayne Bowe, WR  
2.00 Ryan Longwell, K  
2.00 Kansas City Chiefs, D/ST

---



# HARGER FANTASY FOOTBALL LEAGUE 2010

## Week 5 – Head to Head



Big Sexy  
Owner: Robin Lucas

Pigskin Princess  
Owner: Leah Harger



VS

<a href="#">Peyton Manning</a>	IND	QB	KAN 9 IND 19	<b>FINAL</b>	<a href="#">Matt Schaub</a>	HOU	QB	NYG 34 HOU 10	<b>FINAL</b>
8.76 26-44, 244 yds passing, 1 INTs 3 carries, -3 yds rushing					5.84 16-34, 196 yds passing, 1 INTs 1 carry, -1 yds rushing, 1 fumble(s)				
<a href="#">Thomas Jones</a>	KAN	RB	KAN 9 IND 19	<b>FINAL</b>	<a href="#">Ahmad Bradshaw</a>	NYG	RB	NYG 34 HOU 10	<b>FINAL</b>
1.90 8 carries, 19 yds rushing					8.90 16 carries, 67 yds rushing 3 catches, 22 yds receiving				
<a href="#">Brandon Jacobs</a>	NYG	RB	NYG 34 HOU 10	<b>FINAL</b>	<a href="#">Matt Forte</a>	CHI	RB	CHI 23 CAR 6	<b>FINAL</b>
10.10 10 carries, 41 yds rushing (1 TDs)					30.80 22 carries, 166 yds rushing (2 TDs) 2 catches, 22 yds receiving				
<a href="#">Lance Moore</a>	NOR	WR	NOR 20 ARI 30	<b>FINAL</b>	<a href="#">Donald Driver</a>	GNB	WR	GNB 13 WAS 16	<b>FINAL</b>
0.80 1 catch, 8 yds receiving					5.80 4 catches, 58 yds receiving				
<a href="#">Mike Sims-Walker</a>	JAC	WR	JAC 36 BUF 26	<b>FINAL</b>	<a href="#">Chad Ochocinco</a>	CIN	WR	TAM 24 CIN 21	<b>FINAL</b>
10.60 4 catches, 46 yds receiving (1 TDs)					2.00 3 catches, 20 yds receiving				
<a href="#">Chris Cooley</a>	WAS	TE	GNB 13 WAS 16	<b>FINAL</b>	<a href="#">Braylon Edwards</a>	NYJ	WR	MIN 20 NYJ 29	<b>FINAL</b>
6.90 7 catches, 69 yds receiving					7.00 5 catches, 70 yds receiving				
<a href="#">Jason Hanson</a>	DET	K	STL 6 DET 44	<b>FINAL</b>	<a href="#">Rob Bironas</a>	TEN	K	TEN 34 DAL 27	<b>FINAL</b>
14.00 3 FGs (30,48,47), 5 PATs					11.00 2 FGs (52,40), 4 PATs				
<a href="#">Cincinnati Bengals</a>	CIN	D/ST	TAM 24 CIN 21	<b>FINAL</b>	<a href="#">Chicago Bears</a>	CHI	D/ST	CHI 23 CAR 6	<b>FINAL</b>
6.00 39 tackles, 21 assists, 5 passes defensed, 3.0 sacks, 1 INT, 2 FF, 2 FR					12.00 43 tackles, 21 assists, 6 passes defensed, 5.0 sacks, 3 INT, 1 FF				
59.06					83.34				

# HARGER FANTASY FOOTBALL LEAGUE 2010

## Week 5 – Head to Head

### SCORING:

Brandon Jacobs 1 yd rushing TD (6.00 pts)  
Mike Sims-Walker 7 yd TD pass from David Garrard (6.00 pts)  
Jason Hanson 30 yd FG (3.00 pts)  
Jason Hanson PAT (1.00 pts)  
Jason Hanson PAT (1.00 pts)  
Jason Hanson PAT (1.00 pts)  
Jason Hanson PAT (1.00 pts)  
Jason Hanson 48 yd FG (3.00 pts)  
Jason Hanson 47 yd FG (3.00 pts)  
Jason Hanson PAT (1.00 pts)

### GAME TOTAL BONUSES:

Peyton Manning 244 yards passing (9.76 pts)  
Thomas Jones 19 combined rushing and receiving yds (1.90 pts)  
Brandon Jacobs 41 combined rushing and receiving yds (4.10 pts)  
Lance Moore 8 combined rushing and receiving yds (0.80 pts)  
Mike Sims-Walker 46 combined rushing and receiving yds (4.60 pts)  
Chris Cooley 69 combined rushing and receiving yds (6.90 pts)  
Cincinnati Bengals 3.0 sacks (3.00 pts)  
Cincinnati Bengals 1 interception (1.00 pts)  
Cincinnati Bengals 2 fumbles recovered (2.00 pts)

### DEDUCTIONS:

Peyton Manning 1 interception (-1.00 pts)

### BENCH:

0.00 Chad Henne, QB  
12.60 Felix Jones, RB  
19.80 LeSean McCoy, RB  
0.00 Brandon Marshall, WR  
0.00 Legedu Naanee, WR  
9.50 Jeremy Maclin, WR  
0.00 Mike Wallace, WR  
6.00 Green Bay Packers, D/ST

### SCORING:

Matt Forte 18 yd rushing TD (6.00 pts)  
Matt Forte 68 yd rushing TD (6.00 pts)  
Rob Bironas PAT (1.00 pts)  
Rob Bironas 52 yd FG (4.00 pts)  
Rob Bironas PAT (1.00 pts)  
Rob Bironas 40 yd FG (3.00 pts)  
Rob Bironas PAT (1.00 pts)  
Rob Bironas PAT (1.00 pts)

### GAME TOTAL BONUSES:

Matt Schaub 196 yards passing (7.84 pts)  
Ahmad Bradshaw 89 combined rushing and receiving yds (8.90 pts)  
Matt Forte 188 combined rushing and receiving yds (18.80 pts)  
Donald Driver 58 combined rushing and receiving yds (5.80 pts)  
Chad Ochocinco 20 combined rushing and receiving yds (2.00 pts)  
Braylon Edwards 70 combined rushing and receiving yds (7.00 pts)  
Chicago Bears 5.0 sacks (5.00 pts)  
Chicago Bears 6 total points allowed (4.00 pts)  
Chicago Bears 3 interceptions (3.00 pts)

### DEDUCTIONS:

Matt Schaub 1 interception (-1.00 pts)  
Matt Schaub 1 fumble lost (-1.00 pts)

### BENCH:

18.02 David Garrard, QB  
5.40 Chester Taylor, RB  
0.00 Ronnie Brown, RB  
1.90 Marion Barber, RB  
0.00 Rashard Mendenhall, RB  
9.50 Andre Johnson, WR  
14.70 Lee Evans, WR  
0.00 Devin Aromashodu, WR

# HARGER FANTASY FOOTBALL LEAGUE 2010

## Week 5 – Standings

HFFL2010 Division								
	W	L	T	PCT	PF	PA	DIV	STREAK
<a href="#">The Mighty Warriors</a>	5	0	0	1.000	541.88	382.14	5 - 0 - 0	Won 5
<a href="#">NO Mercy</a>	4	1	0	0.800	474.96	399.72	4 - 1 - 0	Won 1
<a href="#">Pigskin Princess</a>	4	1	0	0.800	436.02	362.14	4 - 1 - 0	Won 2
<a href="#">JJJammin-On-The-One</a>	3	2	0	0.600	454.24	373.44	3 - 2 - 0	Lost 1
<a href="#">The General</a>	2	3	0	0.400	444.62	408.38	2 - 3 - 0	Lost 3
<a href="#">The Columbus Knights</a>	2	3	0	0.400	406.32	457.32	2 - 3 - 0	Won 1
<a href="#">The Feds</a>	2	3	0	0.400	364.24	454.60	2 - 3 - 0	Won 1
<a href="#">Big Sexy</a>	1	4	0	0.200	380.16	434.02	1 - 4 - 0	Lost 1
<a href="#">Doomsday II</a>	1	4	0	0.200	344.18	463.60	1 - 4 - 0	Lost 1
<a href="#">Roughriders</a>	1	4	0	0.200	343.40	454.66	1 - 4 - 0	Lost 3

Week 5 Results			
Doomsday II	65.88	<b>The Feds</b>	<b>97.34</b>
<b>The Mighty Warriors</b>	<b>102.44</b>	The General	91.58
<b>The Columbus Knights</b>	<b>110.82</b>	JJJammin-On-The-One	92.36
Roughriders	61.76	<b>NO Mercy</b>	<b>133.64</b>
Big Sexy	59.06	<b>Pigskin Princess</b>	<b>83.34</b>

# HARGER FANTASY FOOTBALL LEAGUE 2010

## Week 5 – Starting Points Summary



[Doomsday II](#)

65.88



[The Mighty Warriors](#)

102.44



[The Feds](#)

97.34



[The General](#)

91.58

[GameCast](#) | **Final**

Actual vs Best: [Doomsday II](#) | [The Feds](#)

High Scorer: [Ray Rice](#) (27.90 points)

[GameCast](#) | **Final**

Actual vs Best: [The Mighty Warriors](#) | [The General](#)

High Scorer: [Tony Romo](#) (26.14 points)



[The Columbus Knights](#)

110.82



[Roughriders](#)

61.76

[JJJammin-On-The-One](#)

92.36



[NO Mercy](#)

133.64

[GameCast](#) | **Final**

Actual vs Best: [The Columbus Knights](#) | [JJJammin-On-The-One](#)

High Scorer: [Brandon Lloyd](#) (25.50 points)

[GameCast](#) | **Final**

Actual vs Best: [Roughriders](#) | [NO Mercy](#)

High Scorer: [Malcom Floyd](#) (27.30 points)



[Big Sexy](#)

59.06

[Pigskin Princess](#)

83.34

[GameCast](#) | **Final**

Actual vs Best: [Big Sexy](#) | [Pigskin Princess](#)

High Scorer: [Matt Forte](#) (30.80 points)

League Average: 89.82



# Harger Fantasy Football League

## Top Quarterback Scoring

PLAYER	NFL	INJ	BYE	FA	TOTAL	AVG	5	4	3	2	1
Philip Rivers	SDG	-	10		112.46	22.49	24.64	17.64	26.40	23.36	20.42
Peyton Manning	IND	-	7		106.36	21.27	8.76	21.08	25.00	22.20	29.32
Kyle Orton	DEN	-	9		101.72	20.34	20.56	21.74	23.14	20.28	16.00
Aaron Rodgers	GNB	T	10		101.22	20.24	17.72	19.24	23.64	26.20	14.42
Drew Brees	NOR	T	10		88.30	17.66	16.36	15.00	24.60	18.86	13.48
Shaun Hill	DET	-	7		82.92	16.58	21.98	24.54	11.88	23.00	1.52
Michael Vick	PHI	T	8		80.66	16.13	0.00	3.66	32.64	23.06	21.30
Tony Romo	DAL	-	4		77.74	19.43	26.14	bye	19.36	16.96	15.28
David Garrard	JAC	-	9		76.06	15.21	18.02	24.92	6.40	6.92	19.80
Matt Ryan	ATL	-	8		75.20	15.04	10.98	14.42	19.72	20.60	9.48
Donovan McNabb	WAS	T	9		74.70	14.94	18.28	11.90	14.94	21.04	8.54
Eli Manning	NYG	-	8		73.78	14.76	22.78	5.80	13.64	12.04	19.52
Carson Palmer	CIN	-	6	*	73.48	14.70	13.66	20.84	10.60	6.68	21.70
Matt Schaub	HOU	-	7		71.62	14.32	5.84	15.78	11.64	31.08	7.28
Mark Sanchez	NYJ	-	7	*	70.78	14.16	7.64	14.44	22.24	23.00	3.46
Tom Brady	NWE	T	5		70.64	17.66	bye	10.72	22.68	14.92	22.32
Alex Smith	SFO	-	9	*	69.66	13.93	22.96	9.62	12.28	17.80	7.00
Joe Flacco	BAL	-	8		66.84	13.37	15.84	13.34	22.48	7.06	8.12
Sam Bradford	STL	-	9	*	63.36	12.67	6.60	19.36	12.60	13.68	11.12
Jay Cutler	CHI	T	8	*	61.68	12.34	0.00	-0.32	15.54	23.38	23.08
Josh Freeman	TAM	-	4	*	61.16	15.29	16.20	bye	7.86	19.42	17.68
Ryan Fitzpatrick	BUF	-	6	*	59.40	11.88	21.20	20.52	17.68	0.00	0.00
Matt Hasselbeck	SEA	-	5	*	56.86	14.22	bye	5.94	12.30	18.42	20.20
Vince Young	TEN	-	9	*	56.16	11.23	17.12	12.72	9.32	0.84	16.16
Chad Henne	MIA	-	5		54.66	13.66	bye	17.20	21.62	8.56	7.28
Brett Favre	MIN	T	4		44.54	11.14	19.66	bye	10.04	5.00	9.84
Seneca Wallace	CLE	T	8	*	43.52	8.70	9.56	10.86	9.64	12.56	0.90
Bruce Gradkowski	OAK	-	10	*	42.26	8.45	0.56	17.72	14.50	9.48	0.00
Matt Cassel	KAN	-	4	*	40.70	10.18	6.34	bye	21.70	5.54	7.12
Derek Anderson	ARI	-	6	*	32.90	6.58	0.24	0.56	11.88	4.44	15.78
Kevin Kolb	PHI	-	8		28.92	5.78	14.82	13.14	0.00	0.00	0.96
Jason Campbell	OAK	-	10	*	28.14	5.63	11.06	0.00	0.00	4.38	12.70
Charlie Batch	PIT	-	5	*	26.08	6.52	bye	5.04	20.04	1.00	0.00
Jimmy Clausen	CAR	-	6	*	19.26	3.85	1.44	10.94	5.52	1.36	0.00
Matt Moore	CAR	-	6	*	15.38	3.08	-0.60	0.00	0.00	7.20	8.78
Trent Edwards	JAC	-	9	*	14.04	2.81	0.00	0.00	0.00	3.28	10.76
Jake Delhomme	CLE	T	8	*	13.06	2.61	1.88	0.00	0.00	0.00	11.18
Dennis Dixon	PIT	X	5	*	11.36	2.84	bye	0.00	0.00	2.52	8.84
Kerry Collins	TEN	-	9	*	9.96	1.99	0.00	0.00	0.00	9.96	0.00
Max Hall	ARI	-	6	*	7.12	1.42	5.72	2.28	0.00	-0.88	0.00
Luke McCown	JAC	X	9	*	5.20	1.04	0.00	0.00	0.00	5.20	0.00
Josh Johnson	TAM	-	4	*	3.54	0.88	0.16	bye	3.38	0.00	0.00
Matthew Stafford	DET	T	7	*	2.32	0.46	0.00	0.00	0.00	0.00	2.32
Caleb Hanie	CHI	-	8	*	2.20	0.44	0.76	1.44	0.00	0.00	0.00
Tyler Thigpen	MIA	-	5	*	0.80	0.20	bye	0.80	0.00	0.00	0.00
Drew Stanton	DET	-	7	*	0.44	0.09	0.44	0.00	0.00	0.00	0.00
Billy Volek	SDG	-	10	*	0.32	0.06	0.00	0.32	0.00	0.00	0.00
Mark Brunell	NYJ	-	7	*	0.28	0.06	0.00	0.28	0.00	0.00	0.00
Tim Tebow	DEN	-	9	*	0.20	0.04	0.00	0.00	0.00	0.00	0.20
Jon Kitna	DAL	-	4	*	0.00	0.00	0.00	bye	0.00	0.00	0.00
Todd Bouman	JAC	-	9	*	0.00	0.00	0.00	0.00	0.00	0.00	0.00
Daunte Culpepper	DET	-	7	*	0.00	0.00	0.00	0.00	0.00	0.00	0.00
Jeff Garcia	PHI	-	8	*	0.00	0.00	0.00	0.00	0.00	0.00	0.00
Chad Pennington	MIA	-	5	*	0.00	0.00	bye	0.00	0.00	0.00	0.00
Chris Redman	ATL	-	8	*	0.00	0.00	0.00	0.00	0.00	0.00	0.00
Marc Bulger	BAL	-	8	*	0.00	0.00	0.00	0.00	0.00	0.00	0.00
Sage Rosenfels	NYG	-	8	*	0.00	0.00	0.00	0.00	0.00	0.00	0.00
A.J. Feeley	STL	-	9	*	0.00	0.00	0.00	0.00	0.00	0.00	0.00
J.T. O'Sullivan	SDG	-	10	*	0.00	0.00	0.00	0.00	0.00	0.00	0.00
Josh McCown	CAR	-	6	*	0.00	0.00	0.00	0.00	0.00	0.00	0.00
Joey Harrington	NOR	-	10	*	0.00	0.00	0.00	0.00	0.00	0.00	0.00
Patrick Ramsey	NOR	-	10	*	0.00	0.00	0.00	0.00	0.00	0.00	0.00
David Carr	SFO	-	9	*	0.00	0.00	0.00	0.00	0.00	0.00	0.00
Byron Leftwich	PIT	-	5	*	0.00	0.00	bye	0.00	0.00	0.00	0.00
Kyle Boller	OAK	-	10	*	0.00	0.00	0.00	0.00	0.00	0.00	0.00
Rex Grossman	WAS	-	9	*	0.00	0.00	0.00	0.00	0.00	0.00	0.00
Chris Simms	TEN	-	9	*	0.00	0.00	0.00	0.00	0.00	0.00	0.00
Ben Roethlisberger	PIT	-	5		0.00	0.00	bye	0.00	0.00	0.00	0.00
J.P. Losman	SEA	-	5	*	0.00	0.00	bye	0.00	0.00	0.00	0.00
Jim Sorgi	NYG	X	8	*	0.00	0.00	0.00	0.00	0.00	0.00	0.00
Charlie Frye	OAK	X	10	*	0.00	0.00	0.00	0.00	0.00	0.00	0.00
Dan Orlovsky	HOU	-	7	*	0.00	0.00	0.00	0.00	0.00	0.00	0.00
Matt Leinart	HOU	-	7	*	0.00	0.00	0.00	0.00	0.00	0.00	0.00
Kellen Clemens	NYJ	-	7	*	0.00	0.00	0.00	0.00	0.00	0.00	0.00
Tarvaris Jackson	MIN	-	4	*	0.00	0.00	0.00	bye	0.00	0.00	0.00
Charlie Whitehurst	SEA	-	5	*	0.00	0.00	bye	0.00	0.00	0.00	0.00



# Harger Fantasy Football League

## Top Quarterback Scoring

PLAYER	NFL	INJ	BYE	FA	TOTAL	AVG	5	4	3	2	1
Brodie Croyle	KAN	-	4	*	0.00	0.00	0.00	bye	0.00	0.00	0.00
D.J. Shockley	ATL	-	8	*	0.00	0.00	0.00	0.00	0.00	0.00	0.00
JaMarcus Russell	OAK	-	10	*	0.00	0.00	0.00	0.00	0.00	0.00	0.00
Brady Quinn	DEN	-	9	*	0.00	0.00	0.00	0.00	0.00	0.00	0.00
John Beck	WAS	-	9	*	0.00	0.00	0.00	0.00	0.00	0.00	0.00
Jeff Rowe	NWE	-	5	*	0.00	0.00	bye	0.00	0.00	0.00	0.00
Troy Smith	SFO	T	9	*	0.00	0.00	0.00	0.00	0.00	0.00	0.00
Jordan Palmer	CIN	-	6	*	0.00	0.00	0.00	0.00	0.00	0.00	0.00
Tyler Palko	KAN	-	4	*	0.00	0.00	0.00	bye	0.00	0.00	0.00
Matt Gutierrez	CHI	-	8	*	0.00	0.00	0.00	0.00	0.00	0.00	0.00
Brian Brohm	BUF	-	6	*	0.00	0.00	0.00	0.00	0.00	0.00	0.00
Kevin O'Connell	NYJ	X	7	*	0.00	0.00	0.00	0.00	0.00	0.00	0.00
John David Booty	HOU	-	7	*	0.00	0.00	0.00	0.00	0.00	0.00	0.00
Erik Ainge	NYJ	-	7	*	0.00	0.00	0.00	0.00	0.00	0.00	0.00
Colt Brennan	OAK	-	10	*	0.00	0.00	0.00	0.00	0.00	0.00	0.00
Matt Flynn	GNB	-	10	*	0.00	0.00	0.00	0.00	0.00	0.00	0.00
Brett Ratliff	CLE	-	8	*	0.00	0.00	0.00	0.00	0.00	0.00	0.00
Pat White	MIA	-	5	*	0.00	0.00	bye	0.00	0.00	0.00	0.00
Stephen McGee	DAL	-	4	*	0.00	0.00	0.00	bye	0.00	0.00	0.00
Rhett Bomar	NYG	-	8	*	0.00	0.00	0.00	0.00	0.00	0.00	0.00
Nate Davis	SFO	-	9	*	0.00	0.00	0.00	0.00	0.00	0.00	0.00
Tom Brandstater	IND	-	7	*	0.00	0.00	0.00	0.00	0.00	0.00	0.00
Mike Teel	CHI	-	8	*	0.00	0.00	0.00	0.00	0.00	0.00	0.00
Keith Null	JAC	-	9	*	0.00	0.00	0.00	0.00	0.00	0.00	0.00
Curtis Painter	IND	-	7	*	0.00	0.00	0.00	0.00	0.00	0.00	0.00
Brian Hoyer	NWE	-	5	*	0.00	0.00	bye	0.00	0.00	0.00	0.00
Chase Daniel	NOR	-	10	*	0.00	0.00	0.00	0.00	0.00	0.00	0.00
Richard Bartel	WAS	-	9	*	0.00	0.00	0.00	0.00	0.00	0.00	0.00
Drew Willy	IND	-	7	*	0.00	0.00	0.00	0.00	0.00	0.00	0.00
Colt McCoy	CLE	-	8	*	0.00	0.00	0.00	0.00	0.00	0.00	0.00
Mike Kafka	PHI	-	8	*	0.00	0.00	0.00	0.00	0.00	0.00	0.00
John Skelton	ARI	-	6	*	0.00	0.00	0.00	0.00	0.00	0.00	0.00
Jonathan Crompton	SDG	-	10	*	0.00	0.00	0.00	0.00	0.00	0.00	0.00
Rusty Smith	TEN	-	9	*	0.00	0.00	0.00	0.00	0.00	0.00	0.00
Dan LeFevour	CIN	-	6	*	0.00	0.00	0.00	0.00	0.00	0.00	0.00
Joe Webb	MIN	-	4	*	0.00	0.00	0.00	bye	0.00	0.00	0.00
Tony Pike	CAR	-	6	*	0.00	0.00	0.00	0.00	0.00	0.00	0.00
Levi Brown	BUF	-	6	*	0.00	0.00	0.00	0.00	0.00	0.00	0.00
Sean Canfield	NOR	-	10	*	0.00	0.00	0.00	0.00	0.00	0.00	0.00
Zac Robinson	SEA	-	5	*	0.00	0.00	bye	0.00	0.00	0.00	0.00
Jevan Snead	TAM	-	4	*	0.00	0.00	0.00	bye	0.00	0.00	0.00
Jarrett Brown	SFO	-	9	*	0.00	0.00	0.00	0.00	0.00	0.00	0.00
Tim Hiller	IND	-	7	*	0.00	0.00	0.00	0.00	0.00	0.00	0.00
Hunter Cantwell	BAL	-	8	*	0.00	0.00	0.00	0.00	0.00	0.00	0.00
Todd Collins	CHI	-	8	*	-1.36	-0.27	-2.72	0.44	0.92	0.00	0.00



# Harger Fantasy Football League

www.rtsports.com

2010 thru Week 5

15-Oct-2010 04:20 PM Eastern

## Top Running Back Scoring

PLAYER	NFL	INJ	BYE	FA	TOTAL	AVG	5	4	3	2	1
Arian Foster	HOU	T	7		100.60	20.12	2.70	30.70	11.60	13.80	41.80
LeSean McCoy	PHI	T	8		87.30	17.46	19.80	16.40	6.10	30.80	14.20
Chris Johnson	TEN	T	9		86.40	17.28	25.20	5.40	24.50	4.30	27.00
Matt Forte	CHI	-	8		82.10	16.42	30.80	3.30	4.30	12.60	31.10
Jahvid Best	DET	T	7		78.50	15.70	10.40	7.40	3.90	41.20	15.60
Peyton Hillis	CLE	T	8		77.30	15.46	12.70	17.00	24.00	12.10	11.50
Frank Gore	SFO	-	9		76.60	15.32	11.30	13.70	14.50	28.80	8.30
Adrian Peterson	MIN	-	4		76.50	19.13	10.80	bye	31.00	24.60	10.10
LaDainian Tomlinson	NYJ	-	7		71.00	14.20	10.70	27.50	14.80	10.20	7.80
Ahmad Bradshaw	NYG	-	8		68.20	13.64	8.90	19.30	16.80	8.90	14.30
Rashard Mendenhall	PIT	-	5		67.80	16.95	bye	20.80	20.30	7.20	19.50
Darren McFadden	OAK	T	10		67.40	13.48	0.00	12.90	18.20	15.30	21.00
Cedric Benson	CIN	-	6		63.50	12.70	18.30	6.00	21.00	7.80	10.40
Steven Jackson	STL	-	9		58.60	11.72	12.60	12.40	12.40	12.50	8.70
Ray Rice	BAL	T	8		58.30	11.66	27.90	2.90	9.60	11.70	6.20
Maurice Jones-Drew	JAC	T	9		57.40	11.48	9.30	24.10	8.90	3.80	11.30
Mike Tolbert	SDG	-	10		56.90	11.38	8.50	16.30	8.00	21.50	2.60
Michael Turner	ATL	-	8		52.70	10.54	14.00	7.80	18.50	7.50	4.90
Joseph Addai	IND	T	7		51.60	10.32	8.90	20.20	3.90	11.30	7.30
Jason Snelling	ATL	-	8	*	50.00	10.00	2.00	3.60	7.00	36.60	0.80
Jamaal Charles	KAN	-	4		48.10	12.02	9.10	bye	15.40	7.60	16.00
DeAngelo Williams	CAR	-	6		41.90	8.38	5.90	16.00	6.40	7.40	6.20
Tim Hightower	ARI	-	6	*	38.80	7.76	0.60	2.40	4.00	18.40	13.40
Brandon Jackson	GNB	-	10		38.70	7.74	14.00	3.40	3.90	9.90	7.50
Clinton Portis	WAS	O	9	*	35.60	7.12	0.00	8.10	5.80	15.30	6.40
Shonn Greene	NYJ	-	7		34.70	6.94	11.70	11.70	3.60	6.00	1.70
BenJarvus Green-Ellis	NWE	-	5	*	34.10	8.52	bye	13.60	16.40	1.90	2.20
Pierre Thomas	NOR	T	10		34.00	6.80	0.00	0.00	9.10	10.30	14.60
Ronnie Brown	MIA	-	5		32.70	8.18	bye	5.60	5.30	7.30	14.50
Michael Bush	OAK	-	10		32.40	6.48	19.50	11.60	1.30	0.00	0.00
Brandon Jacobs	NYG	-	8		31.80	6.36	10.10	12.60	1.80	0.80	6.50
Willis McGahee	BAL	-	8	*	30.70	6.14	12.70	9.10	2.90	1.00	5.00
Jonathan Stewart	CAR	-	6		30.60	6.12	3.40	13.60	8.10	4.30	1.20
Thomas Jones	KAN	-	4		30.20	7.55	1.90	bye	15.60	8.80	3.90
Knowshon Moreno	DEN	T	9		30.20	6.04	0.00	0.00	0.00	17.80	12.40
Ryan Mathews	SDG	T	10		29.90	5.98	5.90	12.80	0.00	4.50	6.70
Earnest Graham	TAM	T	4	*	29.70	7.43	12.50	bye	7.00	9.40	0.80
Justin Forsett	SEA	-	5		28.10	7.03	bye	7.50	9.40	5.20	6.00
Ricky Williams	MIA	-	5		27.10	6.78	bye	16.10	2.80	2.00	6.20
Correll Buckhalter	DEN	-	9	*	25.50	5.10	2.50	10.10	4.50	7.90	0.50
Felix Jones	DAL	-	4		25.20	6.30	12.60	bye	4.30	1.90	6.40
C.J. Spiller	BUF	-	6	*	24.80	4.96	3.40	1.50	15.90	2.60	1.40
Ryan Torain	WAS	-	9		24.30	4.86	6.70	13.00	4.60	0.00	0.00
Carnell Williams	TAM	-	4		23.60	5.90	3.30	bye	4.60	5.90	9.80
John Kuhn	GNB	-	10	*	21.80	4.36	1.70	3.90	5.10	3.60	7.50
Derrick Ward	HOU	T	7	*	21.70	4.34	7.30	14.00	0.40	0.00	0.00
Kenneth Darby	STL	T	9	*	21.60	4.32	1.70	8.00	11.70	0.00	0.20
Fred Jackson	BUF	-	6		21.30	4.26	6.60	2.10	0.80	9.90	1.90
Marion Barber	DAL	-	4		21.00	5.25	1.90	bye	12.00	3.10	4.00
Danny Woodhead	NWE	-	5	*	20.90	5.22	bye	10.70	10.20	0.00	0.00
Javon Ringer	TEN	-	9		18.80	3.76	1.40	5.00	3.00	0.10	9.30
Leon Washington	SEA	-	5	*	17.80	4.45	bye	2.90	12.00	1.70	1.20
Chester Taylor	CHI	-	8		17.30	3.46	5.40	2.20	0.90	1.50	7.30
Donald Brown	IND	T	7	*	16.70	3.34	0.00	0.00	1.20	14.80	0.70
Rashad Jennings	JAC	T	9	*	16.60	3.32	0.00	1.50	3.30	8.80	3.00
LaRod Stephens-Howling	ARI	-	6	*	16.20	3.24	0.80	0.40	6.00	2.50	6.50
Darren Sproles	SDG	-	10	*	16.10	3.22	3.30	0.70	1.60	10.00	0.50
Marshawn Lynch	SEA	-	5		16.10	4.03	bye	-0.20	8.60	6.40	1.30
Reggie Bush	NOR	T	10		14.10	2.82	0.00	0.00	0.00	9.40	4.70
Chris Wells	ARI	-	6		14.00	2.80	4.00	2.50	7.50	0.00	0.00
Mike Goodson	CAR	-	6	*	13.10	2.62	0.00	0.00	4.70	5.30	3.10
Ladell Betts	NOR	-	10	*	13.00	2.60	6.00	7.00	0.00	0.00	0.00
Jerome Harrison	PHI	-	8	*	12.30	2.46	0.60	0.00	0.00	5.80	5.90
Mike Hart	IND	T	7		11.90	2.38	11.50	0.00	0.00	0.40	0.00
Kevin Faulk	NWE	X	5	*	10.70	2.67	bye	0.00	0.00	3.70	7.00
Laurence Maroney	DEN	-	9	*	10.60	2.12	2.70	1.50	6.40	0.00	0.00
Steve Slaton	HOU	-	7	*	10.50	2.10	0.00	4.50	1.70	1.40	2.90
Fred Taylor	NWE	T	5	*	10.40	2.60	bye	0.00	1.60	1.10	7.70
Brian Leonard	CIN	-	6	*	10.20	2.04	0.90	7.10	2.20	0.00	0.00
Chris Ivory	NOR	T	10	*	9.90	1.98	3.90	5.70	0.30	0.00	0.00
LeGarrette Blount	TAM	-	4	*	9.00	2.25	0.30	bye	8.70	0.00	0.00
Owen Schmitt	PHI	-	8	*	8.90	1.78	1.90	4.30	0.60	2.10	0.00
Jacob Hester	SDG	-	10	*	8.70	1.74	2.20	5.00	0.20	0.70	0.60
Le'Ron McClain	BAL	T	8	*	8.50	1.70	2.40	2.00	2.20	0.80	1.10
Bernard Scott	CIN	-	6	*	8.30	1.66	-0.60	0.70	1.50	1.70	5.00
Mike Sellers	WAS	-	9	*	7.80	1.56	2.20	0.50	1.10	3.80	0.20



# Harger Fantasy Football League

## Top Running Back Scoring

PLAYER	NFL	INJ	BYE	FA	TOTAL	AVG	5	4	3	2	1
Isaac Redman	PIT	-	5	*	7.60	1.90	bye	0.60	4.00	1.10	1.90
Chris Gronkowski	DAL	T	4	*	7.30	1.83	0.00	bye	0.00	7.30	0.00
Deji Karim	JAC	-	9	*	7.00	1.40	7.00	0.00	0.00	0.00	0.00
Kevin Smith	DET	-	7	*	6.70	1.34	3.30	3.40	0.00	0.00	0.00
Anthony Dixon	SFO	-	9	*	6.50	1.30	0.00	0.30	0.00	6.20	0.00
Maurice Morris	DET	-	7	*	6.40	1.28	0.00	0.00	4.10	0.80	1.50
Ovie Mughelli	ATL	-	8	*	5.80	1.16	0.20	0.20	2.90	2.50	0.00
Vonta Leach	HOU	-	7	*	5.60	1.12	1.80	0.00	1.80	2.00	0.00
Michael Robinson	SEA	-	5	*	5.22	1.30	bye	1.82	0.00	2.20	1.20
Lousaka Polite	MIA	-	5	*	4.60	1.15	bye	0.00	1.80	1.00	1.80
Ryan Grant	GNB	X	10	*	4.50	0.90	0.00	0.00	0.00	0.00	4.50
Sammy Morris	NWE	-	5	*	4.30	1.08	bye	0.30	1.90	1.90	0.20
Jerome Felton	DET	-	7	*	4.20	0.84	0.70	1.80	1.00	0.00	0.70
Keiland Williams	WAS	-	9	*	3.90	0.78	1.00	0.00	1.40	1.50	0.00
Mike Bell	CLE	-	8	*	3.30	0.66	0.80	1.10	1.40	0.00	0.00
Julius Jones	NOR	-	10	*	3.00	0.60	0.00	0.00	0.00	1.20	1.80
Heath Evans	NOR	-	10	*	2.90	0.58	0.00	0.40	0.00	1.80	0.70
Keith Toston	STL	-	9	*	2.50	0.50	0.00	0.30	2.20	0.00	0.00
Toby Gerhart	MIN	-	4	*	2.40	0.60	0.70	bye	0.20	1.50	0.00
Ahmad Hall	TEN	-	9	*	2.30	0.46	0.00	0.70	0.00	1.30	0.30
Aaron Brown	DET	-	7	*	2.30	0.46	0.00	0.00	0.00	2.30	0.00
Danny Ware	NYG	T	8	*	2.00	0.40	0.00	0.00	0.00	2.00	0.00
Jerious Norwood	ATL	X	8	*	1.70	0.34	0.00	0.00	0.00	0.00	1.70
Moran Norris	SFO	-	9	*	1.60	0.32	0.00	0.80	0.00	0.50	0.30
Michael Bennett	OAK	T	10	*	1.50	0.30	0.00	0.00	0.00	0.00	1.50
Tashard Choice	DAL	-	4	*	1.50	0.38	0.00	bye	0.40	0.50	0.60
Lawrence Vickers	CLE	-	8	*	1.30	0.26	1.30	0.00	0.00	0.00	0.00
Albert Young	MIN	-	4	*	1.30	0.32	0.00	bye	0.00	0.00	1.30
Brian Westbrook	SFO	-	9	*	1.20	0.24	0.60	0.00	0.60	0.00	0.00
Mewelde Moore	PIT	-	5	*	1.20	0.30	bye	0.00	0.80	0.10	0.30
Joe McKnight	NYJ	-	7	*	1.20	0.24	0.00	1.20	0.00	0.00	0.00
Jason Wright	ARI	-	6	*	1.10	0.22	0.00	0.00	0.80	0.30	0.00
Quinn Johnson	GNB	T	10	*	1.10	0.22	0.00	0.00	0.00	1.10	0.00
Rock Cartwright	OAK	-	10	*	1.00	0.20	0.00	0.00	0.00	0.00	1.00
Mike Karney	STL	-	9	*	1.00	0.20	0.00	0.00	0.50	0.10	0.40
Tony Richardson	NYJ	-	7	*	0.90	0.18	0.00	0.00	0.00	0.00	0.90
Larry Johnson	WAS	-	9	*	0.90	0.18	0.00	0.00	0.00	0.00	0.90
Greg Jones	JAC	-	9	*	0.90	0.18	0.00	0.40	0.00	0.50	0.00
Jackie Battle	KAN	-	4	*	0.90	0.22	0.00	bye	0.90	0.00	0.00
James Davis	CLE	-	8	*	0.90	0.18	0.00	0.00	0.90	0.00	0.00
John Conner	NYJ	-	7	*	0.90	0.18	0.70	0.20	0.00	0.00	0.00
Madison Hedgecock	NYG	T	8	*	0.80	0.16	0.00	0.10	0.70	0.00	0.00
Spencer Larsen	DEN	T	9	*	0.80	0.16	0.00	0.00	0.00	0.40	0.40
Tony Fiammetta	CAR	-	6	*	0.70	0.14	0.30	0.40	0.00	0.00	0.00
Dimitri Nance	GNB	-	10	*	0.60	0.12	0.00	0.00	0.00	0.60	0.00
Corey McIntyre	BUF	-	6	*	0.40	0.08	0.10	0.10	0.00	0.20	0.00
Kareem Huggins	TAM	-	4	*	0.40	0.10	0.40	bye	0.00	0.00	0.00
Naufahu Tahia	MIN	-	4	*	0.10	0.03	0.00	bye	0.00	0.10	0.00
Warrick Dunn	TAM	-	4	*	0.00	0.00	0.00	bye	0.00	0.00	0.00
Michael Pittman	DEN	-	9	*	0.00	0.00	0.00	0.00	0.00	0.00	0.00
Ahman Green	GNB	-	10	*	0.00	0.00	0.00	0.00	0.00	0.00	0.00
Edgerrin James	SEA	-	5	*	0.00	0.00	bye	0.00	0.00	0.00	0.00
Jamal Lewis	CLE	-	8	*	0.00	0.00	0.00	0.00	0.00	0.00	0.00
LaMont Jordan	DEN	-	9	*	0.00	0.00	0.00	0.00	0.00	0.00	0.00
Deuce McAllister	NOR	-	10	*	0.00	0.00	0.00	0.00	0.00	0.00	0.00
Dominic Rhodes	BUF	-	6	*	0.00	0.00	0.00	0.00	0.00	0.00	0.00
Rudi Johnson	DET	-	7	*	0.00	0.00	0.00	0.00	0.00	0.00	0.00
Brian Allen	SFO	-	9	*	0.00	0.00	0.00	0.00	0.00	0.00	0.00
Chris Massey	STL	-	9	*	0.00	0.00	0.00	0.00	0.00	0.00	0.00
Jason McKie	NOR	-	10	*	0.00	0.00	0.00	0.00	0.00	0.00	0.00
DeShaun Foster	SFO	-	9	*	0.00	0.00	0.00	0.00	0.00	0.00	0.00
T.J. Duckett	SEA	-	5	*	0.00	0.00	bye	0.00	0.00	0.00	0.00
Jeremy Allen	ATL	-	8	*	0.00	0.00	0.00	0.00	0.00	0.00	0.00
Adrian Peterson	SEA	-	5	*	0.00	0.00	bye	0.00	0.00	0.00	0.00
B.J. Askew	TAM	-	4	*	0.00	0.00	0.00	bye	0.00	0.00	0.00
Chris Brown	HOU	-	7	*	0.00	0.00	0.00	0.00	0.00	0.00	0.00
Justin Fargas	DEN	-	9	*	0.00	0.00	0.00	0.00	0.00	0.00	0.00
Dan Klecko	ATL	-	8	*	0.00	0.00	0.00	0.00	0.00	0.00	0.00
Justin Griffith	HOU	X	7	*	0.00	0.00	0.00	0.00	0.00	0.00	0.00
Chris Perry	CIN	-	6	*	0.00	0.00	0.00	0.00	0.00	0.00	0.00
Kevin Jones	CHI	-	8	*	0.00	0.00	0.00	0.00	0.00	0.00	0.00
Tatum Bell	DEN	-	9	*	0.00	0.00	0.00	0.00	0.00	0.00	0.00
Willie Parker	WAS	-	9	*	0.00	0.00	0.00	0.00	0.00	0.00	0.00
J.J. Arrington	PHI	-	8	*	0.00	0.00	0.00	0.00	0.00	0.00	0.00
Ryan Moats	MIN	-	4	*	0.00	0.00	0.00	bye	0.00	0.00	0.00
Alvin Pearman	TEN	-	9	*	0.00	0.00	0.00	0.00	0.00	0.00	0.00





# Harger Fantasy Football League

## Top Wide Receiver Scoring

PLAYER	NFL	INJ	BYE	FA	TOTAL	AVG	5	4	3	2	1
Brandon Lloyd	DEN	-	9		76.90	15.38	25.50	11.50	22.90	5.30	11.70
Hakeem Nicks	NYG	-	8		76.90	15.38	25.00	11.00	5.60	9.80	25.50
Austin Collie	IND	T	7		73.60	14.72	4.80	9.90	29.10	8.50	21.30
Malcom Floyd	SDG	-	10		67.80	13.56	27.30	4.50	15.70	15.50	4.80
Roddy White	ATL	-	8		64.30	12.86	16.10	10.40	12.90	13.80	11.10
Reggie Wayne	IND	-	7		64.10	12.82	7.50	18.60	6.50	15.60	15.90
Miles Austin	DAL	-	4		59.80	14.95	23.00	bye	2.00	14.20	20.60
Terrell Owens	CIN	-	6		59.60	11.92	16.20	28.20	4.20	5.70	5.30
Calvin Johnson	DET	T	7		55.50	11.10	11.40	20.80	5.80	13.00	4.50
Anquan Boldin	BAL	-	8		54.60	10.92	0.80	7.10	32.20	3.50	11.00
Jeremy Maclin	PHI	-	8		50.80	10.16	9.50	1.50	20.30	8.60	10.90
DeSean Jackson	PHI	-	8		50.40	10.08	3.20	2.10	22.10	20.00	3.00
Braylon Edwards	NYJ	-	7		50.10	10.02	7.00	14.60	14.70	12.50	1.30
Randy Moss	MIN	-	4		46.00	9.20	14.10	bye	16.20	9.80	5.90
Donald Driver	GNB	-	10		45.60	9.12	5.80	14.90	6.10	9.80	9.00
Santana Moss	WAS	-	9		45.50	9.10	11.80	0.50	17.40	8.10	7.70
Steve Johnson	BUF	-	6		45.40	9.08	16.60	9.10	12.60	3.10	4.00
Eddie Royal	DEN	-	9		45.00	9.00	3.10	17.30	2.30	12.50	9.80
Roy Williams	DAL	-	4		44.80	11.20	14.70	bye	23.70	4.30	2.10
Kevin Walter	HOU	-	7		44.60	8.92	2.40	3.50	9.40	20.40	8.90
Mark Clayton	STL	X	9	*	43.20	8.64	0.60	7.80	8.50	14.40	11.90
Larry Fitzgerald	ARI	-	6		42.10	8.42	9.30	5.60	8.60	8.30	10.30
Andre Johnson	HOU	T	7		41.00	8.20	9.50	0.00	6.40	21.80	3.30
Brandon Marshall	MIA	-	5		40.30	10.07	bye	5.00	22.90	7.10	5.30
Nate Washington	TEN	-	9	*	39.80	7.96	8.40	4.20	3.00	9.40	14.80
Percy Harvin	MIN	-	4		39.80	9.95	21.70	bye	13.50	3.20	1.40
Mike Williams	TAM	T	4		39.80	9.95	14.90	bye	4.50	11.40	9.00
Wes Welker	NWE	-	5		39.70	9.93	bye	7.00	4.50	9.80	18.40
Jabar Gaffney	DEN	-	9		38.70	7.74	8.70	5.10	14.00	1.50	9.40
Lance Moore	NOR	-	10		38.70	7.74	0.80	8.70	26.90	0.00	2.30
Chad Ochocinco	CIN	-	6		37.60	7.52	2.00	5.90	3.40	4.40	21.90
Kenny Britt	TEN	-	9		37.60	7.52	14.60	8.30	8.60	6.10	0.00
Louis Murphy	OAK	-	10	*	36.40	7.28	6.10	0.50	11.90	15.10	2.80
Greg Jennings	GNB	-	10		36.30	7.26	2.20	8.50	7.80	3.60	14.20
Steve Smith	NYG	-	8		36.00	7.20	14.90	3.00	10.30	3.50	4.30
Mike Wallace	PIT	-	5		33.10	8.27	bye	2.50	21.90	2.50	6.20
Mike Thomas	JAC	-	9	*	31.90	6.38	9.40	8.70	0.70	4.20	8.90
Michael Crabtree	SFO	-	9		30.40	6.08	16.50	5.80	3.70	3.20	1.20
Davone Bess	MIA	-	5		30.20	7.55	bye	15.30	8.60	1.20	5.10
Mario Manningham	NYG	-	8	*	30.00	6.00	0.00	0.00	7.80	13.70	8.50
Mike Sims-Walker	JAC	-	9		29.50	5.90	10.60	0.00	3.40	15.50	0.00
Joshua Cribbs	CLE	T	8	*	29.46	5.89	2.30	3.30	7.80	13.50	2.56
Steve Smith	CAR	-	6		29.40	5.88	0.00	1.10	2.20	12.60	13.50
Danny Amendola	STL	-	9		29.30	5.86	8.50	4.60	5.60	3.90	6.70
Marques Colston	NOR	T	10		28.70	5.74	9.70	3.60	2.50	6.70	6.20
Roscoe Parrish	BUF	-	6	*	28.10	5.62	5.80	0.70	8.30	3.80	9.50
Johnny Knox	CHI	-	8		27.40	5.48	1.40	2.60	9.60	8.60	5.20
Derrick Mason	BAL	-	8		26.90	5.38	4.70	8.00	3.00	9.10	2.10
Devery Henderson	NOR	-	10	*	26.70	5.34	6.10	5.70	2.30	2.80	9.80
Devin Hester	CHI	-	8	*	26.70	5.34	1.00	2.70	7.60	13.70	1.70
Brandon Tate	NWE	-	5		25.00	6.25	bye	9.90	3.80	1.70	9.60
Legedu Naanee	SDG	T	10		24.90	4.98	0.00	0.40	6.10	1.40	17.00
Anthony Armstrong	WAS	-	9	*	24.80	4.96	14.40	5.70	0.00	3.60	1.10
Steve Breaston	ARI	-	6	*	24.70	4.94	0.00	0.00	10.50	1.00	13.20
Lee Evans	BUF	-	6		24.10	4.82	14.70	0.60	5.40	0.00	3.40
Dez Bryant	DAL	T	4		24.00	6.00	2.20	bye	5.00	11.20	5.60
James Jones	GNB	-	10	*	22.70	4.54	6.50	1.50	4.50	9.20	1.00
Hines Ward	PIT	-	5		22.30	5.57	bye	1.40	9.20	0.90	10.80
Dexter McCluster	KAN	-	4		21.80	5.45	1.80	bye	12.80	0.30	6.90
Josh Morgan	SFO	-	9	*	21.50	4.30	2.10	2.00	7.20	7.00	3.20
Dwayne Bowe	KAN	-	4		21.20	5.30	3.30	bye	12.10	4.50	1.30
Demaryius Thomas	DEN	T	9		21.10	4.22	0.20	0.90	4.30	15.70	0.00
Jacoby Jones	HOU	T	7	*	20.50	4.10	0.00	1.20	5.10	11.30	2.90
Jerricho Cotchery	NYJ	-	7		20.20	4.04	4.60	2.60	2.00	9.20	1.80
Harry Douglas	ATL	-	8	*	20.20	4.04	1.70	11.90	0.10	2.60	3.90
Brian Hartline	MIA	-	5	*	19.30	4.82	bye	2.10	8.40	8.80	0.00
Jordan Shipley	CIN	T	6	*	19.00	3.80	0.00	2.90	3.70	4.20	8.20
Robert Meachem	NOR	-	10	*	17.80	3.56	11.70	2.30	0.50	0.00	3.30
Brandon Gibson	STL	-	9	*	17.70	3.54	3.40	11.00	3.30	0.00	0.00
Mohamed Massaquoi	CLE	-	8	*	17.50	3.50	5.50	0.50	0.00	0.90	10.60
Buster Davis	SDG	T	10	*	16.70	3.34	1.10	0.00	8.20	4.80	2.60
T.J. Houshmandzadeh	BAL	-	8	*	16.40	3.28	2.40	10.90	0.40	0.00	2.70
Deion Branch	NWE	-	5		16.20	4.05	bye	1.00	5.00	3.10	7.10
Chansi Stuckey	CLE	-	8	*	15.10	3.02	5.40	5.60	0.00	1.10	3.00
Michael Spurlock	TAM	-	4	*	14.40	3.60	2.50	bye	1.00	0.00	10.90
Justin Gage	TEN	T	9	*	14.30	2.86	0.00	3.00	3.90	7.40	0.00



# Harger Fantasy Football League

## Top Wide Receiver Scoring

PLAYER	NFL	INJ	BYE	FA	TOTAL	AVG	5	4	3	2	1
Deon Butler	SEA	-	5	*	14.30	3.58	bye	2.00	0.00	5.00	7.30
Darius Heyward-Bey	OAK	-	10	*	14.20	2.84	0.00	0.20	4.90	8.00	1.10
Nate Burleson	DET	T	7	*	13.90	2.78	11.60	0.00	0.00	0.40	1.90
Mike Williams	SEA	-	5	*	13.80	3.45	bye	3.20	3.50	0.70	6.40
Brad Smith	NYJ	-	7	*	13.52	2.70	0.40	5.22	5.20	0.00	2.70
Brian Finneran	ATL	T	8	*	12.70	2.54	0.00	3.60	0.00	9.10	0.00
Joey Galloway	WAS	-	9	*	12.10	2.42	2.80	0.50	0.00	8.80	0.00
David Nelson	BUF	-	6	*	12.00	2.40	2.30	7.50	0.00	0.00	2.20
Jason Avant	PHI	-	8	*	11.80	2.36	1.30	3.10	0.00	3.30	4.10
Golden Tate	SEA	-	5	*	11.60	2.90	bye	3.10	3.30	5.20	0.00
David Gettis	CAR	-	6	*	11.30	2.26	2.60	3.70	3.20	1.80	0.00
Pierre Garcon	IND	T	7	*	11.10	2.22	5.70	0.00	0.00	1.10	4.30
Blair White	IND	-	7	*	10.70	2.14	0.00	2.00	8.70	0.00	0.00
Ben Obomanu	SEA	-	5	*	9.60	2.40	bye	0.00	0.00	9.00	0.60
Patrick Crayton	SDG	-	10	*	9.40	1.88	2.20	0.00	5.70	1.50	0.00
Laurent Robinson	STL	-	9	*	9.30	1.86	1.10	0.00	0.00	0.40	7.80
Kassim Osgood	JAC	-	9	*	9.20	1.84	0.00	0.30	0.50	0.00	8.40
Greg Lewis	MIN	-	4	*	8.90	2.22	3.30	bye	3.00	1.40	1.20
Sammie Stroughter	TAM	-	4	*	8.80	2.20	3.90	bye	1.70	0.00	3.20
Brandon LaFell	CAR	-	6	*	8.30	1.66	1.60	0.10	4.40	0.00	2.20
Dominique Zeigler	SFO	-	9	*	8.20	1.64	3.20	0.00	3.80	0.20	1.00
Earl Bennett	CHI	-	8	*	8.00	1.60	0.40	2.60	2.10	2.90	0.00
Chris Chambers	KAN	-	4	*	7.60	1.90	2.30	bye	0.60	3.30	1.40
Jordy Nelson	GNB	-	10	*	7.50	1.50	4.20	-2.00	2.00	2.60	0.70
Stephen Williams	ARI	-	6	*	7.50	1.50	0.60	3.20	1.10	2.60	0.00
Antwaan Randle El	PIT	-	5	*	7.20	1.80	bye	5.00	1.40	0.00	0.80
Devin Aromashodu	CHI	-	8	*	7.10	1.42	0.00	0.00	0.00	0.00	7.10
Stefan Logan	DET	T	7	*	7.10	1.42	6.00	0.00	1.10	0.00	0.00
Antonio Brown	PIT	-	5	*	6.60	1.65	bye	0.60	0.00	6.00	0.00
Tiquan Underwood	JAC	-	9	*	6.30	1.26	0.00	4.10	2.20	0.00	0.00
Brandon Stokley	SEA	X	5	*	6.20	1.55	bye	6.20	0.00	0.00	0.00
Arrelious Benn	TAM	-	4	*	5.80	1.45	2.50	bye	3.30	0.00	0.00
Andre Caldwell	CIN	-	6	*	5.60	1.12	3.30	1.50	0.80	0.00	0.00
Bryant Johnson	DET	-	7	*	5.10	1.02	0.00	2.30	0.00	0.40	2.40
Greg Camarillo	MIN	-	4	*	4.80	1.20	0.00	bye	1.60	0.30	2.90
Max Komar	ARI	-	6	*	4.70	0.94	0.50	1.60	0.70	0.00	1.90
Ted Ginn Jr.	SFO	-	9	*	4.50	0.90	2.60	0.00	0.00	0.00	1.90
Roydell Williams	WAS	-	9	*	4.40	0.88	0.00	0.00	1.00	3.40	0.00
Santonio Holmes	NYJ	-	7	*	4.10	0.82	4.10	0.00	0.00	0.00	0.00
Dwayne Jarrett	CAR	-	6	*	4.00	0.80	0.00	0.00	0.00	0.00	4.00
Johnnie Lee Higgins	OAK	T	10	*	4.00	0.80	0.00	3.80	0.00	0.00	0.20
Marc Mariani	TEN	-	9	*	4.00	0.80	0.00	5.00	0.00	-1.00	0.00
Bernard Berrian	MIN	-	4	*	3.80	0.95	0.00	bye	1.10	2.40	0.30
Early Doucet	ARI	-	6	*	3.70	0.74	0.00	0.00	0.00	0.00	3.70
David Clowney	CAR	-	6	*	3.60	0.72	1.40	0.00	2.20	0.00	0.00
Eric Weems	ATL	-	8	*	3.60	0.72	0.00	0.00	0.00	0.00	3.60
Mardy Gilyard	STL	T	9	*	3.20	0.64	2.20	1.30	-0.30	0.00	0.00
Damian Williams	TEN	T	9	*	3.00	0.60	3.00	0.00	0.00	0.00	0.00
Andre Roberts	ARI	-	6	*	2.70	0.54	2.70	0.00	0.00	0.00	0.00
Brian Robiskie	CLE	-	8	*	2.30	0.46	0.50	0.00	0.00	1.20	0.60
Derrick Williams	DET	-	7	*	2.30	0.46	0.00	0.00	2.30	0.00	0.00
Sam Hurd	DAL	-	4	*	2.10	0.52	1.10	bye	1.00	0.00	0.00
Riley Cooper	PHI	Q	8	*	2.00	0.40	0.00	0.00	0.00	2.00	0.00
Hank Baskett	MIN	-	4	*	1.80	0.45	0.00	bye	1.80	0.00	0.00
Yamon Figurs	OAK	-	10	*	1.70	0.34	0.00	0.00	0.00	0.00	1.70
Julian Edelman	NWE	-	5	*	1.50	0.38	bye	0.00	0.90	0.60	0.00
Anthony Gonzalez	IND	T	7	*	1.20	0.24	0.00	0.00	0.00	0.00	1.20
Terrance Copper	KAN	-	4	*	1.00	0.25	1.00	bye	0.00	0.00	0.00
Ramses Barden	NYG	-	8	*	0.80	0.16	0.80	0.00	0.00	0.00	0.00
Jacoby Ford	OAK	-	10	*	0.80	0.16	0.00	0.80	0.00	0.00	0.00
Sam Aiken	CLE	-	8	*	0.70	0.14	0.00	0.70	0.00	0.00	0.00
David Anderson	HOU	-	7	*	0.70	0.14	0.00	0.00	0.60	0.10	0.00
Armanti Edwards	CAR	-	6	*	0.70	0.14	0.70	0.00	0.00	0.00	0.00
Amani Toomer	KAN	-	4	*	0.00	0.00	0.00	bye	0.00	0.00	0.00
Bobby Engram	CLE	-	8	*	0.00	0.00	0.00	0.00	0.00	0.00	0.00
Muhsin Muhammad	CAR	-	6	*	0.00	0.00	0.00	0.00	0.00	0.00	0.00
Torry Holt	NWE	-	5	*	0.00	0.00	bye	0.00	0.00	0.00	0.00
Dennis Northcutt	DET	-	7	*	0.00	0.00	0.00	0.00	0.00	0.00	0.00
Plaxico Burress	NYG	-	8	*	0.00	0.00	0.00	0.00	0.00	0.00	0.00
Laveranues Coles	NYJ	-	7	*	0.00	0.00	0.00	0.00	0.00	0.00	0.00
Jerry Porter	JAC	-	9	*	0.00	0.00	0.00	0.00	0.00	0.00	0.00
Josh Reed	SDG	-	10	*	0.00	0.00	0.00	0.00	0.00	0.00	0.00
Donte' Stallworth	BAL	O	8	*	0.00	0.00	0.00	0.00	0.00	0.00	0.00
Javon Walker	MIN	-	4	*	0.00	0.00	0.00	bye	0.00	0.00	0.00
Andre Davis	HOU	X	7	*	0.00	0.00	0.00	0.00	0.00	0.00	0.00
Antonio Bryant	CIN	-	6	*	0.00	0.00	0.00	0.00	0.00	0.00	0.00



# Harger Fantasy Football League

## Top Tight End Scoring

PLAYER	NFL	INJ	BYE	FA	TOTAL	AVG	5	4	3	2	1
Antonio Gates	SDG	-	10		103.80	20.76	17.20	30.40	18.90	21.70	15.60
Dustin Keller	NYJ	-	7	*	66.80	13.36	1.40	18.80	25.80	19.50	1.30
Marcedes Lewis	JAC	-	9		59.20	11.84	21.40	10.20	1.50	7.00	19.10
Zach Miller	OAK	-	10		58.00	11.60	14.20	20.20	14.40	4.90	4.30
Dallas Clark	IND	-	7		53.50	10.70	2.00	14.80	4.40	16.30	16.00
Vernon Davis	SFO	-	9		49.30	9.86	18.40	11.60	2.20	9.80	7.30
Chris Cooley	WAS	-	9		46.30	9.26	6.90	11.70	5.30	14.40	8.00
Jeremy Shockey	NOR	-	10	*	38.60	7.72	11.00	5.80	15.80	3.70	2.30
Jermichael Finley	GNB	O	10		38.10	7.62	0.00	11.60	11.50	10.30	4.70
Brandon Pettigrew	DET	-	7	*	35.50	7.10	10.60	9.10	4.40	10.80	0.60
Brent Celek	PHI	T	8	*	33.50	6.70	12.70	10.70	4.20	2.70	3.20
Tony Moeaki	KAN	-	4		33.30	8.32	5.00	bye	12.40	5.80	10.10
Greg Olsen	CHI	-	8	*	32.90	6.58	0.00	3.90	14.40	11.90	2.70
Tony Gonzalez	ATL	-	8		32.60	6.52	4.10	4.10	19.00	1.90	3.50
Jermaine Gresham	CIN	-	6	*	31.80	6.36	10.40	3.50	5.90	1.50	10.50
Benjamin Watson	CLE	-	8	*	30.90	6.18	4.50	6.00	12.70	6.20	1.50
Jason Witten	DAL	-	4		29.80	7.45	16.40	bye	5.60	5.10	2.70
Tony Scheffler	DET	-	7	*	29.20	5.84	4.10	6.30	14.00	0.50	4.30
Visanthe Shiancoe	MIN	T	4		27.70	6.93	2.80	bye	0.70	8.60	15.60
Aaron Hernandez	NWE	-	5	*	25.30	6.32	bye	2.90	7.80	10.10	4.50
John Carlson	SEA	T	5	*	24.00	6.00	bye	1.50	14.10	4.80	3.60
Rob Gronkowski	NWE	-	5	*	22.20	5.55	bye	0.40	12.30	1.40	8.10
Daniel Fells	STL	-	9	*	22.00	4.40	3.20	3.50	10.20	3.60	1.50
Kellen Winslow	TAM	T	4	*	21.40	5.35	7.50	bye	2.40	8.30	3.20
Todd Heap	BAL	-	8	*	21.00	4.20	2.20	3.50	4.60	3.50	7.20
Anthony Fasano	MIA	-	5	*	20.70	5.18	bye	6.70	9.40	0.00	4.60
Bo Scaife	TEN	-	9	*	19.90	3.98	1.20	2.70	2.30	2.00	11.70
Joel Dreessen	HOU	-	7	*	19.90	3.98	0.00	15.30	1.80	2.80	0.00
Evan Moore	CLE	-	8	*	19.80	3.96	0.70	10.40	0.00	0.00	8.70
David Thomas	NOR	-	10	*	15.90	3.18	0.00	4.20	2.40	9.00	0.30
Kevin Boss	NYG	-	8	*	15.00	3.00	4.00	1.10	8.80	0.00	1.10
Owen Daniels	HOU	T	7	*	11.30	2.26	4.50	0.80	2.70	2.40	0.90
Donald Lee	GNB	T	10	*	10.70	2.14	9.20	1.50	0.00	0.00	0.00
Heath Miller	PIT	-	5	*	10.00	2.50	bye	3.20	2.50	0.30	4.00
Martellus Bennett	DAL	T	4	*	9.70	2.42	1.90	bye	2.60	4.50	0.70
Dante Rosario	CAR	-	6	*	9.20	1.84	0.20	1.70	1.20	4.70	1.40
David Martin	BUF	-	6	*	8.40	1.68	0.00	8.40	0.00	0.00	0.00
Daniel Graham	DEN	-	9	*	8.40	1.68	2.80	0.50	0.90	0.60	3.60
Ben Patrick	ARI	-	6	*	8.20	1.64	3.00	1.20	2.90	1.10	0.00
Ed Dickson	BAL	-	8	*	7.50	1.50	5.80	0.00	0.00	1.70	0.00
Fred Davis	WAS	-	9	*	7.30	1.46	0.00	0.00	1.10	6.20	0.00
Travis Beckum	NYG	-	8	*	6.80	1.36	0.80	2.50	2.30	0.10	1.10
Delanie Walker	SFO	T	9	*	6.50	1.30	0.00	0.60	0.60	1.60	3.70
Randy McMichael	SDG	-	10	*	6.00	1.20	0.40	0.00	2.80	0.00	2.80
Craig Stevens	TEN	-	9	*	5.40	1.08	1.10	1.60	0.00	0.90	1.80
Andrew Quarless	GNB	-	10	*	5.10	1.02	5.10	0.00	0.00	0.00	0.00
Jonathan Stupar	BUF	-	6	*	5.10	1.02	1.00	0.00	2.70	1.40	0.00
Jim Kleinsasser	MIN	-	4	*	4.80	1.20	0.50	bye	1.70	2.00	0.60
Jeff King	CAR	-	6	*	4.00	0.80	2.00	0.70	1.30	0.00	0.00
Zach Miller	JAC	-	9	*	3.30	0.66	1.80	0.00	0.70	0.00	0.80
Billy Bajema	STL	T	9	*	3.10	0.62	0.00	0.00	0.00	1.30	1.80
Jerramy Stevens	TAM	-	4	*	3.00	0.75	0.00	bye	2.20	0.00	0.80
Justin Peelle	ATL	T	8	*	2.60	0.52	1.50	0.00	0.00	0.00	1.10
Jim Dray	ARI	-	6	*	2.40	0.48	0.00	2.40	0.00	0.00	0.00
Jared Cook	TEN	-	9	*	2.20	0.44	0.00	1.70	0.00	0.50	0.00
Brandon Myers	OAK	-	10	*	2.10	0.42	1.20	0.00	0.40	0.00	0.50
Nate Byham	SFO	-	9	*	2.00	0.40	0.00	0.00	0.90	0.60	0.50
Jeff Dugan	MIN	-	4	*	1.80	0.45	0.00	bye	1.00	0.00	0.80
Brody Eldridge	IND	-	7	*	1.80	0.36	0.00	1.00	0.80	0.00	0.00
Kris Wilson	SDG	-	10	*	1.70	0.34	1.70	0.00	0.00	0.00	0.00
Fendi Onobun	STL	-	9	*	1.50	0.30	0.00	0.00	1.50	0.00	0.00
Garrett Mills	PHI	-	8	*	1.40	0.28	0.00	0.00	0.00	1.40	0.00
Robert Royal	CLE	T	8	*	1.30	0.26	1.30	0.00	0.00	0.00	0.00
Dan Gronkowski	DEN	-	9	*	1.30	0.26	0.90	0.00	0.20	0.00	0.20
Desmond Clark	CHI	-	8	*	1.20	0.24	0.00	0.00	1.20	0.00	0.00
John Gilmore	TAM	-	4	*	1.10	0.28	1.10	bye	0.00	0.00	0.00
Leonard Pope	KAN	-	4	*	1.10	0.28	1.10	bye	0.00	0.00	0.00
Cameron Morrah	SEA	-	5	*	1.10	0.28	bye	0.00	0.00	0.00	1.10
Reggie Kelly	CIN	-	6	*	0.90	0.18	0.00	0.00	0.00	0.90	0.00
Chris Baker	SEA	-	5	*	0.80	0.20	bye	0.80	0.00	0.00	0.00
Michael Hoomanawanua	STL	T	9	*	0.80	0.16	0.00	0.00	0.00	0.00	0.80
Ben Hartssock	NYJ	-	7	*	0.70	0.14	0.00	0.70	0.00	0.00	0.00
Bear Pascoe	NYG	-	8	*	0.70	0.14	0.00	0.00	0.00	0.70	0.00
Ernest Wilford	JAC	-	9	*	0.30	0.06	0.00	0.00	0.00	0.30	0.00
Jimmy Graham	NOR	T	10	*	0.30	0.06	0.00	0.30	0.00	0.00	0.00
Dennis Pitta	BAL	-	8	*	0.10	0.02	0.00	0.00	0.00	0.10	0.00



# Harger Fantasy Football League

## Top Tight End Scoring

PLAYER	NFL	INJ	BYE	FA	TOTAL	AVG	5	4	3	2	1
Steve Heiden	CLE	-	8	*	0.00	0.00	0.00	0.00	0.00	0.00	0.00
James Dearth	SDG	X	10	*	0.00	0.00	0.00	0.00	0.00	0.00	0.00
Anthony Becht	ARI	-	6	*	0.00	0.00	0.00	0.00	0.00	0.00	0.00
Mike Leach	ARI	-	6	*	0.00	0.00	0.00	0.00	0.00	0.00	0.00
Alge Crumpler	NWE	-	5	*	0.00	0.00	bye	0.00	0.00	0.00	0.00
Brandon Manumaleuna	CHI	-	8	*	0.00	0.00	0.00	0.00	0.00	0.00	0.00
Tony Stewart	OAK	-	10	*	0.00	0.00	0.00	0.00	0.00	0.00	0.00
Billy Miller	NOR	-	10	*	0.00	0.00	0.00	0.00	0.00	0.00	0.00
Justin Snow	IND	-	7	*	0.00	0.00	0.00	0.00	0.00	0.00	0.00
Joe Zelenka	ATL	-	8	*	0.00	0.00	0.00	0.00	0.00	0.00	0.00
John Owens	OAK	-	10	*	0.00	0.00	0.00	0.00	0.00	0.00	0.00
L.J. Smith	BAL	-	8	*	0.00	0.00	0.00	0.00	0.00	0.00	0.00
Richard Angulo	CHI	-	8	*	0.00	0.00	0.00	0.00	0.00	0.00	0.00
Will Heller	DET	-	7	*	0.00	0.00	0.00	0.00	0.00	0.00	0.00
Sean Ryan	TEN	-	9	*	0.00	0.00	0.00	0.00	0.00	0.00	0.00
Nate Lawrie	PHI	-	8	*	0.00	0.00	0.00	0.00	0.00	0.00	0.00
Michael Gaines	HOU	-	7	*	0.00	0.00	0.00	0.00	0.00	0.00	0.00
Sean McHugh	PIT	-	5	*	0.00	0.00	bye	0.00	0.00	0.00	0.00
Alex Smith	CLE	-	8	*	0.00	0.00	0.00	0.00	0.00	0.00	0.00
Stephen Spach	ARI	-	6	*	0.00	0.00	0.00	0.00	0.00	0.00	0.00
John Paul Foschi	BUF	-	6	*	0.00	0.00	0.00	0.00	0.00	0.00	0.00
Joe Klopfenstein	BUF	X	6	*	0.00	0.00	0.00	0.00	0.00	0.00	0.00
Dominique Byrd	ARI	-	6	*	0.00	0.00	0.00	0.00	0.00	0.00	0.00
Jason Pociask	DAL	-	4	*	0.00	0.00	0.00	bye	0.00	0.00	0.00
John Madsen	DET	-	7	*	0.00	0.00	0.00	0.00	0.00	0.00	0.00
James Adkisson	OAK	-	10	*	0.00	0.00	0.00	0.00	0.00	0.00	0.00
Brad Cieslak	CLE	-	8	*	0.00	0.00	0.00	0.00	0.00	0.00	0.00
Matt Spaeth	PIT	-	5	*	0.00	0.00	bye	0.00	0.00	0.00	0.00
Scott Chandler	DAL	-	4	*	0.00	0.00	0.00	bye	0.00	0.00	0.00
Derek Schouman	BUF	X	6	*	0.00	0.00	0.00	0.00	0.00	0.00	0.00
Michael Allan	SEA	-	5	*	0.00	0.00	bye	0.00	0.00	0.00	0.00
Clark Harris	CIN	-	6	*	0.00	0.00	0.00	0.00	0.00	0.00	0.00
Darcy Johnson	STL	X	9	*	0.00	0.00	0.00	0.00	0.00	0.00	0.00
Daniel Coats	CIN	-	6	*	0.00	0.00	0.00	0.00	0.00	0.00	0.00
Tony Curtis	SFO	-	9	*	0.00	0.00	0.00	0.00	0.00	0.00	0.00
Michael Matthews	BUF	X	6	*	0.00	0.00	0.00	0.00	0.00	0.00	0.00
Greg Estandia	CLE	X	8	*	0.00	0.00	0.00	0.00	0.00	0.00	0.00
Brad Cottam	KAN	X	4	*	0.00	0.00	0.00	bye	0.00	0.00	0.00
Martin Rucker	DAL	-	4	*	0.00	0.00	0.00	bye	0.00	0.00	0.00
Jacob Tamme	IND	-	7	*	0.00	0.00	0.00	0.00	0.00	0.00	0.00
Derek Fine	HOU	-	7	*	0.00	0.00	0.00	0.00	0.00	0.00	0.00
Gary Barnidge	CAR	-	6	*	0.00	0.00	0.00	0.00	0.00	0.00	0.00
Kellen Davis	CHI	-	8	*	0.00	0.00	0.00	0.00	0.00	0.00	0.00
Tom Santi	IND	X	7	*	0.00	0.00	0.00	0.00	0.00	0.00	0.00
Keith Zinger	ATL	-	8	*	0.00	0.00	0.00	0.00	0.00	0.00	0.00
Gijon Robinson	IND	-	7	*	0.00	0.00	0.00	0.00	0.00	0.00	0.00
Joey Haynos	MIA	-	5	*	0.00	0.00	bye	0.00	0.00	0.00	0.00
Richard Quinn	DEN	-	9	*	0.00	0.00	0.00	0.00	0.00	0.00	0.00
Chase Coffman	CIN	-	6	*	0.00	0.00	0.00	0.00	0.00	0.00	0.00
Anthony Hill	HOU	U	7	*	0.00	0.00	0.00	0.00	0.00	0.00	0.00
Davon Drew	BAL	-	8	*	0.00	0.00	0.00	0.00	0.00	0.00	0.00
James Casey	HOU	-	7	*	0.00	0.00	0.00	0.00	0.00	0.00	0.00
Cornelius Ingram	PHI	-	8	*	0.00	0.00	0.00	0.00	0.00	0.00	0.00
John Nalbone	MIN	-	4	*	0.00	0.00	0.00	bye	0.00	0.00	0.00
John Phillips	DAL	X	4	*	0.00	0.00	0.00	bye	0.00	0.00	0.00
Jake O'Connell	KAN	-	4	*	0.00	0.00	0.00	bye	0.00	0.00	0.00
David Johnson	PIT	-	5	*	0.00	0.00	bye	0.00	0.00	0.00	0.00
Shawn Nelson	BUF	-	6	*	0.00	0.00	0.00	0.00	0.00	0.00	0.00
Spencer Havner	DET	T	7	*	0.00	0.00	0.00	0.00	0.00	0.00	0.00
Kory Sperry	SDG	-	10	*	0.00	0.00	0.00	0.00	0.00	0.00	0.00
Garrett Graham	HOU	-	7	*	0.00	0.00	0.00	0.00	0.00	0.00	0.00
Clay Harbor	PHI	-	8	*	0.00	0.00	0.00	0.00	0.00	0.00	0.00
Dennis Morris	STL	-	9	*	0.00	0.00	0.00	0.00	0.00	0.00	0.00
Anthony McCoy	SEA	-	5	*	0.00	0.00	bye	0.00	0.00	0.00	0.00
Mickey Shuler	MIA	-	5	*	0.00	0.00	bye	0.00	0.00	0.00	0.00
Dedrick Epps	MIA	-	5	*	0.00	0.00	bye	0.00	0.00	0.00	0.00
Jameson Konz	SEA	X	5	*	0.00	0.00	bye	0.00	0.00	0.00	0.00
Marquez Branson	DEN	-	9	*	0.00	0.00	0.00	0.00	0.00	0.00	0.00
Tom Crabtree	GNB	-	10	*	0.00	0.00	0.00	0.00	0.00	0.00	0.00



# Harger Fantasy Football League

## Top Kicker Scoring

PLAYER	NFL	INJ	BYE	FA	TOTAL	AVG	5	4	3	2	1
Nick Folk	NYJ	-	7		50.00	10.00	18.00	8.00	7.00	8.00	9.00
Matt Bryant	ATL	-	8		47.00	9.40	8.00	10.00	9.00	11.00	9.00
Mike Nugent	CIN	-	6		46.00	9.20	7.00	8.00	9.00	15.00	7.00
Sebastian Janikowski	OAK	-	10		45.00	9.00	10.00	6.00	12.00	10.00	7.00
Josh Scobee	JAC	-	9		43.00	8.60	18.00	8.00	4.00	7.00	6.00
Jason Hanson	DET	-	7		41.00	8.20	14.00	15.00	4.00	6.00	2.00
Graham Gano	WAS	-	9	*	41.00	8.20	10.00	5.00	10.00	9.00	7.00
Adam Vinatieri	IND	-	7		40.00	8.00	13.00	4.00	9.00	8.00	6.00
Neil Rackers	HOU	-	7		40.00	8.00	4.00	7.00	7.00	12.00	10.00
Rob Bironas	TEN	-	9		40.00	8.00	11.00	9.00	9.00	3.00	8.00
Robbie Gould	CHI	-	8	*	39.00	7.80	12.00	3.00	8.00	9.00	7.00
Matt Prater	DEN	-	9		39.00	7.80	5.00	14.00	7.00	7.00	6.00
Mason Crosby	GNB	-	10	*	37.00	7.40	8.00	4.00	5.00	10.00	10.00
Josh Brown	STL	-	9	*	35.00	7.00	6.00	8.00	12.00	2.00	7.00
Nate Kaeding	SDG	-	10		34.00	6.80	9.00	11.00	4.00	8.00	2.00
Jeff Reed	PIT	-	5		33.00	8.25	bye	2.00	8.00	13.00	10.00
David Akers	PHI	-	8	*	32.00	6.40	9.00	6.00	4.00	5.00	8.00
Jay Feely	ARI	-	6	*	29.00	5.80	12.00	5.00	6.00	1.00	5.00
Lawrence Tynes	NYG	-	8	*	29.00	5.80	10.00	5.00	5.00	2.00	7.00
Stephen Gostkowski	NWE	-	5		29.00	7.25	bye	11.00	8.00	2.00	8.00
Ryan Succop	KAN	-	4	*	29.00	7.25	9.00	bye	7.00	10.00	3.00
Rian Lindell	BUF	-	6	*	28.00	5.60	8.00	2.00	12.00	1.00	5.00
David Buehler	DAL	-	4	*	28.00	7.00	10.00	bye	9.00	8.00	1.00
Billy Cundiff	BAL	-	8	*	26.00	5.20	7.00	5.00	6.00	4.00	4.00
Connor Barth	TAM	-	4	*	26.00	6.50	6.00	bye	7.00	8.00	5.00
Phil Dawson	CLE	-	8	*	24.00	4.80	4.00	11.00	5.00	2.00	2.00
Dan Carpenter	MIA	-	5	*	23.00	5.75	bye	2.00	12.00	2.00	7.00
Joe Nedney	SFO	-	9	*	22.00	4.40	7.00	2.00	5.00	2.00	6.00
John Kasay	CAR	-	6	*	22.00	4.40	7.00	2.00	1.00	1.00	11.00
Olindo Mare	SEA	-	5	*	21.00	5.25	bye	3.00	9.00	2.00	7.00
Garrett Hartley	NOR	-	10	*	19.00	3.80	0.00	0.00	6.00	11.00	2.00
John Carney	NOR	-	10	*	18.00	3.60	8.00	10.00	0.00	0.00	0.00
Ryan Longwell	MIN	-	4		15.00	3.75	2.00	bye	6.00	4.00	3.00
Michael Koenen	ATL	-	8	*	3.00	0.60	3.00	0.00	0.00	0.00	0.00
Matt Stover	IND	-	7	*	0.00	0.00	0.00	0.00	0.00	0.00	0.00
Kris Brown	HOU	X	7	*	0.00	0.00	0.00	0.00	0.00	0.00	0.00
Shayne Graham	BAL	-	8	*	0.00	0.00	0.00	0.00	0.00	0.00	0.00
Craig Hentrich	TEN	-	9	*	0.00	0.00	0.00	0.00	0.00	0.00	0.00
Aaron Elling	OAK	-	10	*	0.00	0.00	0.00	0.00	0.00	0.00	0.00
Dave Rayner	CIN	-	6	*	0.00	0.00	0.00	0.00	0.00	0.00	0.00
Paul Ernster	PIT	-	5	*	0.00	0.00	bye	0.00	0.00	0.00	0.00
Shaun Suisham	STL	-	9	*	0.00	0.00	0.00	0.00	0.00	0.00	0.00
Nick Novak	SDG	-	10	*	0.00	0.00	0.00	0.00	0.00	0.00	0.00
Sam Koch	BAL	-	8	*	0.00	0.00	0.00	0.00	0.00	0.00	0.00
Tony Yelk	JAC	-	9	*	0.00	0.00	0.00	0.00	0.00	0.00	0.00
Justin Medlock	DET	-	7	*	0.00	0.00	0.00	0.00	0.00	0.00	0.00
Brandon Coutu	SEA	-	5	*	0.00	0.00	bye	0.00	0.00	0.00	0.00
Steven Hauschka	DET	-	7	*	0.00	0.00	0.00	0.00	0.00	0.00	0.00
Sam Swank	NYG	-	8	*	0.00	0.00	0.00	0.00	0.00	0.00	0.00
Rhys Lloyd	CAR	-	6	*	0.00	0.00	0.00	0.00	0.00	0.00	0.00
Shane Andrus	SFO	-	9	*	0.00	0.00	0.00	0.00	0.00	0.00	0.00
Ricky Schmitt	TEN	-	9	*	0.00	0.00	0.00	0.00	0.00	0.00	0.00
Connor Hughes	DAL	-	4	*	0.00	0.00	0.00	bye	0.00	0.00	0.00
Brett Swenson	IND	X	7	*	0.00	0.00	0.00	0.00	0.00	0.00	0.00
Garrett Lindholm	ATL	-	8	*	0.00	0.00	0.00	0.00	0.00	0.00	0.00
Hunter Lawrence	TAM	-	4	*	0.00	0.00	0.00	bye	0.00	0.00	0.00
Todd Carter	CAR	-	6	*	0.00	0.00	0.00	0.00	0.00	0.00	0.00



# Harger Fantasy Football League

## Top Defense / Sp Teams Scoring

PLAYER	NFL	INJ	BYE	FA	TOTAL	AVG	5	4	3	2	1
New England Patriots	NWE	-	5		45.00	11.25	bye	24.00	3.00	3.00	15.00
Detroit Lions	DET	-	7	*	44.00	8.80	20.00	6.00	5.00	5.00	8.00
Arizona Cardinals	ARI	-	6	*	43.00	8.60	17.00	8.00	10.00	2.00	6.00
Seattle Seahawks	SEA	-	5	*	41.00	10.25	bye	5.00	21.00	1.00	14.00
Tennessee Titans	TEN	-	9		40.00	8.00	9.00	13.00	7.00	5.00	6.00
Philadelphia Eagles	PHI	-	8		39.00	7.80	13.00	2.00	15.00	4.00	5.00
Green Bay Packers	GNB	-	10		38.00	7.60	6.00	12.00	4.00	9.00	7.00
New York Giants	NYG	-	8		37.00	7.40	5.00	20.00	1.00	2.00	9.00
Pittsburgh Steelers	PIT	-	5		36.00	9.00	bye	3.00	12.00	17.00	4.00
San Diego Chargers	SDG	-	10		36.00	7.20	3.00	18.00	6.00	8.00	1.00
Atlanta Falcons	ATL	-	8		33.00	6.60	12.00	4.00	5.00	8.00	4.00
Chicago Bears	CHI	-	8		33.00	6.60	12.00	5.00	8.00	3.00	5.00
New York Jets	NYJ	-	7		30.00	6.00	13.00	5.00	3.00	4.00	5.00
Oakland Raiders	OAK	-	10	*	30.00	6.00	18.00	0.00	5.00	4.00	3.00
Washington Redskins	WAS	-	9	*	29.00	5.80	6.00	3.00	3.00	6.00	11.00
St. Louis Rams	STL	-	9		27.00	5.40	1.00	13.00	3.00	4.00	6.00
Kansas City Chiefs	KAN	-	4		26.00	6.50	2.00	bye	6.00	9.00	9.00
Tampa Bay Buccaneers	TAM	-	4	*	25.00	6.25	10.00	bye	2.00	10.00	3.00
Indianapolis Colts	IND	-	7	*	22.00	4.40	3.00	0.00	3.00	13.00	3.00
Cincinnati Bengals	CIN	-	6		21.00	4.20	6.00	2.00	8.00	5.00	0.00
Miami Dolphins	MIA	-	5	*	21.00	5.25	bye	3.00	0.00	13.00	5.00
New Orleans Saints	NOR	-	10	*	21.00	4.20	5.00	4.00	3.00	6.00	3.00
San Francisco 49ers	SFO	-	9		21.00	4.20	5.00	11.00	1.00	2.00	2.00
Carolina Panthers	CAR	-	6	*	19.00	3.80	7.00	4.00	3.00	0.00	5.00
Dallas Cowboys	DAL	-	4		18.00	4.50	3.00	bye	7.00	7.00	1.00
Jacksonville Jaguars	JAC	-	9	*	18.00	3.60	3.00	3.00	3.00	4.00	5.00
Cleveland Browns	CLE	-	8	*	17.00	3.40	3.00	6.00	0.00	3.00	5.00
Buffalo Bills	BUF	-	6	*	16.00	3.20	5.00	0.00	8.00	0.00	3.00
Houston Texans	HOU	-	7	*	15.00	3.00	2.00	7.00	0.00	3.00	3.00
Baltimore Ravens	BAL	-	8		12.00	2.40	2.00	3.00	2.00	1.00	4.00
Denver Broncos	DEN	-	9	*	11.00	2.20	1.00	4.00	0.00	5.00	1.00
Minnesota Vikings	MIN	-	4	*	11.00	2.75	2.00	bye	4.00	4.00	1.00

# HARGER FANTASY FOOTBALL LEAGUE 2010

## Week 4 – Head to Head



Doomsday II  
Owner: Tom Harger



The General  
Owner: Matthew Harger

VS

<a href="#">Matt Ryan</a>	ATL	QB	SFO 14	<b>FINAL</b>	<a href="#">Tom Brady</a>	NWE	QB	NWE 41	<b>FINAL</b>
14.42			ATL 16		10.72			MIA 14	
26-43, 273 yds passing (1 TDs), 2 INTs			19-24, 153 yds passing (1 TDs)						
4 carries, 15 yds rushing			5 carries, 6 yds rushing						
<a href="#">Maurice Jones-Drew</a>	JAC	RB	IND 28	<b>FINAL</b>	<a href="#">Clinton Portis</a>	WAS	RB	WAS 17	<b>FINAL</b>
24.10			JAC 31		8.10			PHI 12	
26 carries, 105 yds rushing (1 TDs)			11 carries, 55 yds rushing						
2 catches, 16 yds receiving (1 TDs)			2 catches, 26 yds receiving						
<a href="#">Darren McFadden</a>	OAK	RB	HOU 31	<b>FINAL</b>	<a href="#">Frank Gore</a>	SFO	RB	SFO 14	<b>FINAL</b>
12.90			OAK 24		13.70			ATL 16	
12 carries, 47 yds rushing			21 carries, 77 yds rushing						
6 catches, 82 yds receiving			7 catches, 60 yds receiving, 1 tackle						
<a href="#">Greg Jennings</a>	GNB	WR	DET 26	<b>FINAL</b>	<a href="#">Reggie Wayne</a>	IND	WR	IND 28	<b>FINAL</b>
8.50			GNB 28		18.60			JAC 31	
2 catches, 25 yds receiving (1 TDs), 2 tackles			1 fumble(s)						
			15 catches, 196 yds receiving						
<a href="#">Tony Gonzalez</a>	ATL	TE	SFO 14	<b>FINAL</b>	<a href="#">Larry Fitzgerald</a>	ARI	WR	ARI 10	<b>FINAL</b>
4.10			ATL 16		5.60			SDG 41	
7 catches, 41 yds receiving, 1 tackle			7 catches, 56 yds receiving, 1 tackle						
<a href="#">Vernon Davis</a>	SFO	TE	SFO 14	<b>FINAL</b>	<a href="#">Jermichael Finley</a>	GNB	TE	DET 26	<b>FINAL</b>
11.60			ATL 16		11.60			GNB 28	
4 catches, 36 yds receiving (1 TDs)			4 catches, 36 yds receiving (1 TDs)						
<a href="#">Adam Vinatieri</a>	IND	K	IND 28	<b>FINAL</b>	<a href="#">Nick Folk</a>	NYJ	K	NYJ 38	<b>FINAL</b>
4.00			JAC 31		8.00			BUF 14	
4 PATs			1 FG (19), 1 missed FG (30), 5 PATs						
<a href="#">Baltimore Ravens</a>	BAL	D/ST	BAL 17	<b>FINAL</b>	<a href="#">Pittsburgh Steelers</a>	PIT	D/ST	BAL 17	<b>FINAL</b>
3.00			PIT 14		3.00			PIT 14	
38 tackles, 19 assists, 5 passes defended, 2.0 sacks, 1 INT			45 tackles, 31 assists, 6 passes defended, 1.0 sack, 1 INT, 2 FF, 1 FR						
82.62					79.32				

# HARGER FANTASY FOOTBALL LEAGUE 2010

## Week 4 – Head to Head

### SCORING:

Matt Ryan 8 yd TD pass to Harry Douglas (4.00 pts)  
Maurice Jones-Drew 1 yd rushing TD (6.00 pts)  
Maurice Jones-Drew 8 yd TD pass from David Garrard (6.00 pts)  
Greg Jennings 17 yd TD pass from Aaron Rodgers (6.00 pts)  
Vernon Davis 12 yd TD pass from Alex Smith (8.00 pts)  
Adam Vinatieri PAT (1.00 pts)  
Adam Vinatieri PAT (1.00 pts)  
Adam Vinatieri PAT (1.00 pts)  
Adam Vinatieri PAT (1.00 pts)

### GAME TOTAL BONUSES:

Matt Ryan 273 yards passing (10.92 pts)  
Matt Ryan 15 combined rushing and receiving yds (1.50 pts)  
Maurice Jones-Drew 121 combined rushing and receiving yds (12.10 pts)  
Darren McFadden 129 combined rushing and receiving yds (12.90 pts)  
Greg Jennings 25 combined rushing and receiving yds (2.50 pts)  
Tony Gonzalez 41 combined rushing and receiving yds (4.10 pts)  
Vernon Davis 36 combined rushing and receiving yds (3.60 pts)  
Baltimore Ravens 2.0 sacks (2.00 pts)  
Baltimore Ravens 1 interception (1.00 pts)

### DEDUCTIONS:

Matt Ryan 2 interceptions (-2.00 pts)

### SCORING:

Tom Brady 11 yd TD pass to Danny Woodhead (4.00 pts)  
Jermichael Finley 13 yd TD pass from Aaron Rodgers (8.00 pts)  
Nick Folk PAT (1.00 pts)  
Nick Folk 19 yd FG (3.00 pts)  
Nick Folk PAT (1.00 pts)  
Nick Folk PAT (1.00 pts)  
Nick Folk PAT (1.00 pts)  
Nick Folk PAT (1.00 pts)

### GAME TOTAL BONUSES:

Tom Brady 153 yards passing (6.12 pts)  
Tom Brady 6 combined rushing and receiving yds (0.60 pts)  
Clinton Portis 81 combined rushing and receiving yds (8.10 pts)  
Frank Gore 137 combined rushing and receiving yds (13.70 pts)  
Reggie Wayne 196 combined rushing and receiving yds (19.60 pts)  
Larry Fitzgerald 56 combined rushing and receiving yds (5.60 pts)  
Jermichael Finley 36 combined rushing and receiving yds (3.60 pts)  
Pittsburgh Steelers 1.0 sack (1.00 pts)  
Pittsburgh Steelers 1 interception (1.00 pts)  
Pittsburgh Steelers 1 fumble recovered (1.00 pts)

### DEDUCTIONS:

Reggie Wayne 1 fumble lost (-1.00 pts)



**HARGER FANTASY FOOTBALL LEAGUE 2010**  
**Week 4 – Head to Head**

BENCH:

13.14 Kevin Kolb, QB  
16.00 DeAngelo Williams, RB  
0.00 Pierre Thomas, RB  
13.60 Jonathan Stewart, RB  
0.00 Chris Chambers, WR  
2.60 Johnny Knox, WR  
3.20 Stephen Williams, WR  
14.00 Matt Prater, K

BENCH:

11.90 Donovan McNabb, QB  
0.00 Carnell Williams, RB  
0.00 Reggie Bush, RB  
10.70 Danny Woodhead, RB  
8.00 Derrick Mason, WR  
1.10 Steve Smith, WR  
11.00 Hakeem Nicks, WR  
3.00 Miami Dolphins, D/ST

---

# HARGER FANTASY FOOTBALL LEAGUE 2010

## Week 4 – Head to Head



The Feds  
Owner: Paul Harger

JJJammin-On-The-One  
Owner: A.J. Harger



VS

13.34	<a href="#">Joe Flacco</a> 24-37, 256 yds passing (1 TDs), 1 INTs 2 carries, 1 yds rushing	BAL	QB	BAL 17 <b>FINAL</b> PIT 14		5.94	<a href="#">Matt Hasselbeck</a> 20-36, 191 yds passing, 1 INTs 1 carry, 3 yds rushing, 1 fumble(s)	SEA	QB	SEA 3 <b>FINAL</b> STL 20
7.50	<a href="#">Justin Forsett</a> 19 carries, 65 yds rushing 2 catches, 10 yds receiving	SEA	RB	SEA 3 <b>FINAL</b> STL 20		27.50	<a href="#">LaDainian Tomlinson</a> 19 carries, 133 yds rushing (2 TDs) 3 catches, 22 yds receiving	NYJ	RB	NYJ 38 <b>FINAL</b> BUF 14
2.50	<a href="#">Chris Wells</a> 5 carries, 19 yds rushing 1 catch, 6 yds receiving	ARI	RB	ARI 10 <b>FINAL</b> SDG 41		7.80	<a href="#">Michael Turner</a> 16 carries, 50 yds rushing 3 catches, 28 yds receiving	ATL	RB	SFO 14 <b>FINAL</b> ATL 16
3.50	<a href="#">Kevin Walter</a> 4 catches, 35 yds receiving	HOU	WR	HOU 31 <b>FINAL</b> OAK 24		10.40	<a href="#">Roddy White</a> 7 catches, 104 yds receiving, 1 tackle, 1 FF	ATL	WR	SFO 14 <b>FINAL</b> ATL 16
7.80	<a href="#">Mark Clayton</a> 1 carry, 6 yds rushing 5 catches, 72 yds receiving	STL	WR	SEA 3 <b>FINAL</b> STL 20		9.90	<a href="#">Austin Collie</a> 5 catches, 39 yds receiving (1 TDs)	IND	WR	IND 28 <b>FINAL</b> JAC 31
2.10	<a href="#">DeSean Jackson</a> 1 carry, 2 yds rushing 3 catches, 19 yds receiving	PHI	WR	WAS 17 <b>FINAL</b> PHI 12		14.80	<a href="#">Dallas Clark</a> 7 catches, 68 yds receiving (1 TDs)1 assist	IND	TE	IND 28 <b>FINAL</b> JAC 31
5.00	<a href="#">Lawrence Tynes</a> 1 FG (22), 1 missed FG (38), 2 PATs	NYG	K	CHI 3 <b>FINAL</b> NYG 17		11.00	<a href="#">Stephen Gostkowski</a> 2 FGs (23,30), 5 PATs	NWE	K	NWE 41 <b>FINAL</b> MIA 14
2.00	<a href="#">Philadelphia Eagles</a> 42 tackles, 6 assists, 2 passes defensed, 1.0 sack, 1 INT	PHI	D/ST	WAS 17 <b>FINAL</b> PHI 12		24.00	<a href="#">New England Patriots</a> 3 TDs, 50 tackles, 9 assists, 9 passes defensed, 2.0 sacks, 4 INT	NWE	D/ST	NWE 41 <b>FINAL</b> MIA 14
43.74						111.34				

# HARGER FANTASY FOOTBALL LEAGUE 2010

## Week 4 – Head to Head

### SCORING:

Joe Flacco 18 yd TD pass to T.J. Houshmandzadeh (4.00 pts)

Lawrence Tynes 22 yd FG (3.00 pts)

Lawrence Tynes PAT (1.00 pts)

Lawrence Tynes PAT (1.00 pts)

### SCORING:

LaDainian Tomlinson 1 yd rushing TD (6.00 pts)

LaDainian Tomlinson 26 yd rushing TD (6.00 pts)

Austin Collie 1 yd TD pass from Peyton Manning (6.00 pts)

Dallas Clark 7 yd TD pass from Peyton Manning (8.00 pts)

Stephen Gostkowski 23 yd FG (3.00 pts)

Stephen Gostkowski 30 yd FG (3.00 pts)

Stephen Gostkowski PAT (1.00 pts)

Stephen Gostkowski PAT (1.00 pts)

Stephen Gostkowski PAT (1.00 pts)

Stephen Gostkowski PAT (1.00 pts)

Stephen Gostkowski PAT (1.00 pts)

New England Patriots 35 yd blocked FG return TD (6.00 pts)

New England Patriots 51 yd interception return TD (6.00 pts)

New England Patriots 103 yd kickoff return TD (6.00 pts)

### GAME TOTAL BONUSES:

Joe Flacco 256 yards passing (10.24 pts)

Joe Flacco 1 combined rushing and receiving yds (0.10 pts)

Justin Forsett 75 combined rushing and receiving yds (7.50 pts)

Chris Wells 25 combined rushing and receiving yds (2.50 pts)

Kevin Walter 35 combined rushing and receiving yds (3.50 pts)

Mark Clayton 78 combined rushing and receiving yds (7.80 pts)

DeSean Jackson 21 combined rushing and receiving yds (2.10 pts)

Philadelphia Eagles 1.0 sack (1.00 pts)

Philadelphia Eagles 1 interception (1.00 pts)

### GAME TOTAL BONUSES:

Matt Hasselbeck 191 yards passing (7.64 pts)

Matt Hasselbeck 3 combined rushing and receiving yds (0.30 pts)

LaDainian Tomlinson 155 combined rushing and receiving yds (15.50 pts)

Michael Turner 78 combined rushing and receiving yds (7.80 pts)

Roddy White 104 combined rushing and receiving yds (10.40 pts)

Austin Collie 39 combined rushing and receiving yds (3.90 pts)

Dallas Clark 68 combined rushing and receiving yds (6.80 pts)

New England Patriots 2.0 sacks (2.00 pts)

New England Patriots 4 interceptions (4.00 pts)

### DEDUCTIONS:

Joe Flacco 1 interception (-1.00 pts)

### DEDUCTIONS:

Matt Hasselbeck 1 interception (-1.00 pts)

Matt Hasselbeck 1 fumble lost (-1.00 pts)

**HARGER FANTASY FOOTBALL LEAGUE 2010**  
**Week 4 – Head to Head**

BENCH:

12.40 Steven Jackson, RB

2.90 Ray Rice, RB

28.20 Terrell Owens, WR

1.40 Hines Ward, WR

3.60 Marques Colston, WR

0.00 Pierre Garcon, WR

0.90 Demaryius Thomas, WR

0.00 Mike Williams, WR

BENCH:

0.00 Brett Favre, QB

16.10 Ricky Williams, RB

1.50 Laurence Maroney, RB

3.60 Jason Snelling, RB

2.10 Fred Jackson, RB

0.00 Knowshon Moreno, RB

3.00 Steve Smith, WR

0.00 Steve Breaston, WR

---

# HARGER FANTASY FOOTBALL LEAGUE 2010

## Week 4 – Head to Head



The Mighty Warriors  
Owner: Mark Harger

NO Mercy  
Owner: Phillip Harger



VS

<a href="#">Michael Vick</a>	PHI	QB	WAS 17 PHI 12	<b>FINAL</b>	<a href="#">Philip Rivers</a>	SDG	QB	ARI 10 SDG 41	<b>FINAL</b>
3.66					17.64				
5-7, 49 yds passing 3 carries, 17 yds rushing					15-20, 241 yds passing (2 TDs)				
<a href="#">Peyton Hillis</a>	CLE	RB	CIN 20 CLE 23	<b>FINAL</b>	<a href="#">Chris Johnson</a>	TEN	RB	DEN 26 TEN 20	<b>FINAL</b>
17.00					5.40				
27 carries, 102 yds rushing (1 TDs) 2 catches, 8 yds receiving					19 carries, 53 yds rushing, 1 fumble(s) 3 catches, 11 yds receiving				
<a href="#">Arian Foster</a>	HOU	RB	HOU 31 OAK 24	<b>FINAL</b>	<a href="#">Santana Moss</a>	WAS	WR	WAS 17 PHI 12	<b>FINAL</b>
30.70					0.50				
16 carries, 131 yds rushing (1 TDs) 3 catches, 56 yds receiving (1 TDs)					1 carry, 5 yds rushing				
<a href="#">Brian Hartline</a>	MIA	WR	NWE 41 MIA 14	<b>FINAL</b>	<a href="#">Wes Welker</a>	NWE	WR	NWE 41 MIA 14	<b>FINAL</b>
2.10					7.00				
3 catches, 21 yds receiving, 1 tackle					8 catches, 70 yds receiving				
<a href="#">Antonio Gates</a>	SDG	TE	ARI 10 SDG 41	<b>FINAL</b>	<a href="#">Malcom Floyd</a>	SDG	WR	ARI 10 SDG 41	<b>FINAL</b>
30.40					4.50				
7 catches, 144 yds receiving (2 TDs)					2 catches, 45 yds receiving				
<a href="#">Dustin Keller</a>	NYJ	TE	NYJ 38 BUF 14	<b>FINAL</b>	<a href="#">Calvin Johnson</a>	DET	WR	DET 26 GNB 28	<b>FINAL</b>
18.80					20.80				
4 catches, 28 yds receiving (2 TDs)					1 carry, 2 yds rushing 6 catches, 86 yds receiving (2 TDs)				
<a href="#">Mason Crosby</a>	GNB	K	DET 26 GNB 28	<b>FINAL</b>	<a href="#">Neil Rackers</a>	HOU	K	HOU 31 OAK 24	<b>FINAL</b>
4.00					7.00				
4 PATs					1 FG (35), 1 missed FG (46), 4 PATs				
<a href="#">Seattle Seahawks</a>	SEA	D/ST	SEA 3 STL 20	<b>FINAL</b>	<a href="#">New York Giants</a>	NYG	D/ST	CHI 3 NYG 17	<b>FINAL</b>
5.00					20.00				
59 tackles, 5 assists, 3 passes defended, 4.0 sacks, 1 INT					47 tackles, 13 assists, 5 passes defended, 10.0 sacks, 2 INT, 3 FF, 1 FR				
111.66					82.84				

# HARGER FANTASY FOOTBALL LEAGUE 2010

## Week 4 – Head to Head

### SCORING:

Peyton Hillis 1 yd rushing TD (6.00 pts)  
Arian Foster 74 yd rushing TD (6.00 pts)  
Arian Foster 10 yd TD pass from Matt Schaub (6.00 pts)  
Antonio Gates 33 yd TD pass from Philip Rivers (8.00 pts)  
Antonio Gates 26 yd TD pass from Philip Rivers (8.00 pts)  
Dustin Keller 3 yd TD pass from Brad Smith (8.00 pts)  
Dustin Keller 2 yd TD pass from Mark Sanchez (8.00 pts)  
Mason Crosby PAT (1.00 pts)  
Mason Crosby PAT (1.00 pts)  
Mason Crosby PAT (1.00 pts)  
Mason Crosby PAT (1.00 pts)

### GAME TOTAL BONUSES:

Michael Vick 49 yards passing (1.96 pts)  
Michael Vick 17 combined rushing and receiving yds (1.70 pts)  
Peyton Hillis 110 combined rushing and receiving yds (11.00 pts)  
Arian Foster 187 combined rushing and receiving yds (18.70 pts)  
Brian Hartline 21 combined rushing and receiving yds (2.10 pts)  
Antonio Gates 144 combined rushing and receiving yds (14.40 pts)  
Dustin Keller 28 combined rushing and receiving yds (2.80 pts)  
Seattle Seahawks 4.0 sacks (4.00 pts)  
Seattle Seahawks 1 interception (1.00 pts)

### DEDUCTIONS:

None.

### BENCH:

0.00 Tony Romo, QB  
-0.32 Jay Cutler, QB

### SCORING:

Philip Rivers 33 yd TD pass to Antonio Gates (4.00 pts)  
Philip Rivers 26 yd TD pass to Antonio Gates (4.00 pts)  
Calvin Johnson 23 yd TD pass from Shaun Hill (6.00 pts)  
Calvin Johnson 21 yd TD pass from Shaun Hill (6.00 pts)  
Neil Rackers PAT (1.00 pts)  
Neil Rackers PAT (1.00 pts)  
Neil Rackers PAT (1.00 pts)  
Neil Rackers 35 yd FG (3.00 pts)  
Neil Rackers PAT (1.00 pts)

### GAME TOTAL BONUSES:

Philip Rivers 241 yards passing (9.64 pts)  
Chris Johnson 64 combined rushing and receiving yds (6.40 pts)  
Santana Moss 5 combined rushing and receiving yds (0.50 pts)  
Wes Welker 70 combined rushing and receiving yds (7.00 pts)  
Malcom Floyd 45 combined rushing and receiving yds (4.50 pts)  
Calvin Johnson 88 combined rushing and receiving yds (8.80 pts)  
New York Giants 10.0 sacks (10.00 pts)  
New York Giants 3 total points allowed (7.00 pts)  
New York Giants 2 interceptions (2.00 pts)  
New York Giants 1 fumble recovered (1.00 pts)

### DEDUCTIONS:

Chris Johnson 1 fumble lost (-1.00 pts)

### BENCH:

21.74 Kyle Orton, QB  
-0.20 Marshawn Lynch, RB

**HARGER FANTASY FOOTBALL LEAGUE 2010**  
**Week 4 – Head to Head**

0.00 Adrian Peterson, RB

11.70 Shonn Greene, RB

13.60 BenJarvus Green-Ellis, RB

5.00 Javon Ringer, RB

0.00 Mario Manningham, WR

1.50 C.J. Spiller, RB

0.50 Louis Murphy, WR

0.00 Miles Austin, WR

0.00 Dez Bryant, WR

0.00 Ryan Longwell, K

13.00 Tennessee Titans, D/ST

0.00 Kansas City Chiefs, D/ST

---

# HARGER FANTASY FOOTBALL LEAGUE 2010

## Week 4 – Head to Head



The Columbus Knights  
Owner: Jamie Johnston

Pigskin Princess  
Owner: Leah Harger

VS



<a href="#">Aaron Rodgers</a>	GNB	QB	DET 26 <b>FINAL</b> GNB 28	<a href="#">Matt Schaub</a>	HOU	QB	HOU 31 <b>FINAL</b> OAK 24
19.24				15.78			
12-17, 181 yds passing (3 TDs), 2 INTs 3 carries, 20 yds rushing				16-29, 192 yds passing (2 TDs) 3 carries, 1 yds rushing			
<a href="#">Cedric Benson</a>	CIN	RB	CIN 20 <b>FINAL</b> CLE 23	<a href="#">Rashard Mendenhall</a>	PIT	RB	BAL 17 <b>FINAL</b> PIT 14
6.00				20.80			
15 carries, 60 yds rushing				25 carries, 79 yds rushing (2 TDs) 2 catches, 9 yds receiving			
<a href="#">Joseph Addai</a>	IND	RB	IND 28 <b>FINAL</b> JAC 31	<a href="#">Matt Forte</a>	CHI	RB	CHI 3 <b>FINAL</b> NYG 17
20.20				3.30			
16 carries, 63 yds rushing (2 TDs) 3 catches, 19 yds receiving				12 carries, 26 yds rushing 2 catches, 7 yds receiving			
<a href="#">Randy Moss</a>	NWE	WR	NWE 41 <b>FINAL</b> MIA 14	<a href="#">Donald Driver</a>	GNB	WR	DET 26 <b>FINAL</b> GNB 28
0.00				14.90			
				3 catches, 89 yds receiving (1 TDs)			
<a href="#">Brandon Lloyd</a>	DEN	WR	DEN 26 <b>FINAL</b> TEN 20	<a href="#">Chad Ochocinco</a>	CIN	WR	CIN 20 <b>FINAL</b> CLE 23
11.50				5.90			
11 catches, 115 yds receiving				3 catches, 59 yds receiving			
<a href="#">Jerricho Cotchery</a>	NYJ	WR	NYJ 38 <b>FINAL</b> BUF 14	<a href="#">Braylon Edwards</a>	NYJ	WR	NYJ 38 <b>FINAL</b> BUF 14
2.60				14.60			
3 catches, 26 yds receiving				4 catches, 86 yds receiving (1 TDs)			
<a href="#">Nate Kaeding</a>	SDG	K	ARI 10 <b>FINAL</b> SDG 41	<a href="#">Rob Bironas</a>	TEN	K	DEN 26 <b>FINAL</b> TEN 20
11.00				9.00			
2 FGs (48,47), 1 missed FG (38), 5 PATs				2 FGs (55,46), 1 missed FG (35), 2 PATs, 1 tackle			
<a href="#">New York Jets</a>	NYJ	D/ST	NYJ 38 <b>FINAL</b> BUF 14	<a href="#">Chicago Bears</a>	CHI	D/ST	CHI 3 <b>FINAL</b> NYG 17
5.00				5.00			
36 tackles, 11 assists, 1 pass defensed, 3.0 sacks, 1 FF, 2 FR				53 tackles, 16 assists, 7 passes defensed, 2.0 sacks, 2 FF, 3 FR			
75.54				89.28			

SCORING:

Aaron Rodgers 29 yd TD pass to Donald Driver (4.00 pts)

SCORING:

Matt Schaub 11 yd TD pass to Joel Dreessen (4.00 pts)



## HARGER FANTASY FOOTBALL LEAGUE 2010

### Week 4 – Head to Head

Aaron Rodgers 13 yd TD pass to Jermichael Finley (4.00 pts)

Aaron Rodgers 17 yd TD pass to Greg Jennings (4.00 pts)

Joseph Addai 2 yd rushing TD (6.00 pts)

Joseph Addai 2 yd rushing TD (6.00 pts)

Nate Kaeding PAT (1.00 pts)

Nate Kaeding PAT (1.00 pts)

Nate Kaeding PAT (1.00 pts)

Nate Kaeding PAT (1.00 pts)

Nate Kaeding 48 yd FG (3.00 pts)

Nate Kaeding PAT (1.00 pts)

Nate Kaeding 47 yd FG (3.00 pts)

Matt Schaub 10 yd TD pass to Arian Foster (4.00 pts)

Rashard Mendenhall 1 yd rushing TD (6.00 pts)

Rashard Mendenhall 7 yd rushing TD (6.00 pts)

Donald Driver 29 yd TD pass from Aaron Rodgers (6.00 pts)

Braylon Edwards 41 yd TD pass from Mark Sanchez (6.00 pts)

Rob Bironas PAT (1.00 pts)

Rob Bironas 55 yd FG (4.00 pts)

Rob Bironas PAT (1.00 pts)

Rob Bironas 46 yd FG (3.00 pts)

#### GAME TOTAL BONUSES:

Aaron Rodgers 181 yards passing (7.24 pts)

Aaron Rodgers 20 combined rushing and receiving yds (2.00 pts)

Cedric Benson 60 combined rushing and receiving yds (6.00 pts)

Joseph Addai 82 combined rushing and receiving yds (8.20 pts)

Brandon Lloyd 115 combined rushing and receiving yds (11.50 pts)

Jerricho Cotchery 26 combined rushing and receiving yds (2.60 pts)

New York Jets 3.0 sacks (3.00 pts)

New York Jets 2 fumbles recovered (2.00 pts)

#### GAME TOTAL BONUSES:

Matt Schaub 192 yards passing (7.68 pts)

Matt Schaub 1 combined rushing and receiving yds (0.10 pts)

Rashard Mendenhall 88 combined rushing and receiving yds (8.80 pts)

Matt Forte 33 combined rushing and receiving yds (3.30 pts)

Donald Driver 89 combined rushing and receiving yds (8.90 pts)

Chad Ochocinco 59 combined rushing and receiving yds (5.90 pts)

Braylon Edwards 86 combined rushing and receiving yds (8.60 pts)

Chicago Bears 2.0 sacks (2.00 pts)

Chicago Bears 3 fumbles recovered (3.00 pts)

#### DEDUCTIONS:

Aaron Rodgers 2 interceptions (-2.00 pts)

#### DEDUCTIONS:

None.

**HARGER FANTASY FOOTBALL LEAGUE 2010**  
**Week 4 – Head to Head**

BENCH:

5.80 Eli Manning, QB  
0.00 Jamaal Charles, RB  
0.00 Roy Williams, WR  
0.00 Vincent Jackson, WR  
0.00 Santonio Holmes, WR  
0.00 Percy Harvin, WR  
10.20 Mercedes Lewis, TE  
0.00 Dallas Cowboys, D/ST

BENCH:

24.92 David Garrard, QB  
2.20 Chester Taylor, RB  
5.60 Ronnie Brown, RB  
0.00 Marion Barber, RB  
19.30 Ahmad Bradshaw, RB  
0.00 Andre Johnson, WR  
0.60 Lee Evans, WR  
0.00 Devin Aromashodu, WR

---

# HARGER FANTASY FOOTBALL LEAGUE 2010

## Week 4 – Head to Head



Roughriders  
Owner: Bryan Ferryman

VS



Big Sexy  
Owner: Robin Lucas

	<a href="#">Drew Brees</a>	NOR	QB	CAR 14		<a href="#">Peyton Manning</a>	IND	QB	IND 28
15.00	33-48, 275 yds passing (1 TDs) 1 carry, -1 yds rushing			NOR 16	<b>FINAL</b>	21.08	33-46, 352 yds passing (2 TDs), 1 INTs 1 carry, -1 yds rushing		JAC 31
	<a href="#">Mike Hart</a>	IND	RB	IND 28	<b>FINAL</b>	<a href="#">Brandon Jacobs</a>	NYG	RB	CHI 3
0.00	2 carries, -4 yds rushing			JAC 31		12.60	6 carries, 62 yds rushing (1 TDs) 1 catch, 4 yds receiving		NYG 17
	<a href="#">Ryan Mathews</a>	SDG	RB	ARI 10	<b>FINAL</b>	<a href="#">LeSean McCoy</a>	PHI	RB	WAS 17
12.80	9 carries, 55 yds rushing (1 TDs) 1 catch, 13 yds receiving			SDG 41		16.40	16 carries, 64 yds rushing, 1 fumble(s) 12 catches, 110 yds receiving		PHI 12
	<a href="#">Jabar Gaffney</a>	DEN	WR	DEN 26	<b>FINAL</b>	<a href="#">Brandon Marshall</a>	MIA	WR	NWE 41
5.10	5 catches, 51 yds receiving, 1 tackle			TEN 20		5.00	5 catches, 50 yds receiving, 1 tackle		MIA 14
	<a href="#">Anquan Boldin</a>	BAL	WR	BAL 17	<b>FINAL</b>	<a href="#">Lance Moore</a>	NOR	WR	CAR 14
7.10	1 carry, 3 yds rushing 7 catches, 68 yds receiving			PIT 14		8.70	1 fumble(s) 5 catches, 37 yds receiving (1 TDs)		NOR 16
	<a href="#">Jacoby Jones</a>	HOU	WR	HOU 31	<b>FINAL</b>	<a href="#">Mike Wallace</a>	PIT	WR	BAL 17
1.20	1 catch, 12 yds receiving			OAK 24		2.50	1 carry, 1 yds rushing 2 catches, 24 yds receiving		PIT 14
	<a href="#">Mike Nugent</a>	CIN	K	CIN 20	<b>FINAL</b>	<a href="#">Jeff Reed</a>	PIT	K	BAL 17
8.00	2 FGs (24,25), 1 missed FG (44), 2 PATs			CLE 23		2.00	2 missed FGs (49,45), 2 PATs		PIT 14
	<a href="#">Atlanta Falcons</a>	ATL	D/ST	SFO 14	<b>FINAL</b>	<a href="#">Green Bay Packers</a>	GNB	D/ST	DET 26
4.00	46 tackles, 6 assists, 6 passes defended, 1.0 sack, 2 INT, 2 FF, 1 FR			ATL 16		12.00	1 TD, 59 tackles, 18 assists, 8 passes defended, 3.0 sacks, 2 INT, 1 FF, 1 FR		GNB 28
53.20						80.28			

## HARGER FANTASY FOOTBALL LEAGUE 2010

### Week 4 – Head to Head

#### SCORING:

Drew Brees 4 yd TD pass to Lance Moore (4.00 pts)

Ryan Mathews 15 yd rushing TD (6.00 pts)

Mike Nugent 24 yd FG (3.00 pts)

Mike Nugent PAT (1.00 pts)

Mike Nugent 25 yd FG (3.00 pts)

Mike Nugent PAT (1.00 pts)

#### GAME TOTAL BONUSES:

Drew Brees 275 yards passing (11.00 pts)

Ryan Mathews 68 combined rushing and receiving yds (6.80 pts)

Jabar Gaffney 51 combined rushing and receiving yds (5.10 pts)

Anquan Boldin 71 combined rushing and receiving yds (7.10 pts)

Jacoby Jones 12 combined rushing and receiving yds (1.20 pts)

Atlanta Falcons 1.0 sack (1.00 pts)

Atlanta Falcons 2 interceptions (2.00 pts)

Atlanta Falcons 1 fumble recovered (1.00 pts)

#### DEDUCTIONS:

None.

#### SCORING:

Peyton Manning 7 yd TD pass to Dallas Clark (4.00 pts)

Peyton Manning 1 yd TD pass to Austin Collie (4.00 pts)

Brandon Jacobs 2 yd rushing TD (6.00 pts)

Lance Moore 4 yd TD pass from Drew Brees (6.00 pts)

Jeff Reed PAT (1.00 pts)

Jeff Reed PAT (1.00 pts)

Green Bay Packers 48 yd interception return TD (6.00 pts)

#### GAME TOTAL BONUSES:

Peyton Manning 352 yards passing (14.08 pts)

Brandon Jacobs 66 combined rushing and receiving yds (6.60 pts)

LeSean McCoy 174 combined rushing and receiving yds (17.40 pts)

Brandon Marshall 50 combined rushing and receiving yds (5.00 pts)

Lance Moore 37 combined rushing and receiving yds (3.70 pts)

Mike Wallace 25 combined rushing and receiving yds (2.50 pts)

Green Bay Packers 3.0 sacks (3.00 pts)

Green Bay Packers 2 interceptions (2.00 pts)

Green Bay Packers 1 fumble recovered (1.00 pts)

#### DEDUCTIONS:

Peyton Manning 1 interception (-1.00 pts)

LeSean McCoy 1 fumble lost (-1.00 pts)

Lance Moore 1 fumble lost (-1.00 pts)

# HARGER FANTASY FOOTBALL LEAGUE 2010

## Week 4 – Head to Head

### BENCH:

0.00 Ben Roethlisberger, QB  
3.40 Kevin Smith, RB  
2.40 Tim Hightower, RB  
7.40 Jahvid Best, RB  
4.20 Nate Washington, WR  
17.30 Eddie Royal, WR  
0.00 Jason Witten, TE  
0.00 Visanthe Shiancoe, TE

### BENCH:

17.08 Chad Henne, QB  
0.00 Thomas Jones, RB  
0.00 Felix Jones, RB  
0.00 Mike Sims-Walker, WR  
0.40 Legedu Naanee, WR  
1.50 Jeremy Maclin, WR  
11.70 Chris Cooley, TE  
2.00 Cincinnati Bengals, D/ST

# HARGER FANTASY FOOTBALL LEAGUE 2010

## Week 4 – Standings

HFFL2010 Division								
	W	L	T	PCT	PF	PA	DIV	STREAK
<a href="#">The Mighty Warriors</a>	4	0	0	1.000	439.44	290.56	4 - 0 - 0	Won 4
<a href="#">JJJammin-On-The-One</a>	3	1	0	0.750	361.88	262.62	3 - 1 - 0	Won 2
<a href="#">Pigskin Princess</a>	3	1	0	0.750	352.68	303.08	3 - 1 - 0	Won 1
<a href="#">NO Mercy</a>	3	1	0	0.750	341.32	337.96	3 - 1 - 0	Lost 1
<a href="#">The General</a>	2	2	0	0.500	353.04	305.94	2 - 2 - 0	Lost 2
<a href="#">Big Sexy</a>	1	3	0	0.250	321.10	350.68	1 - 3 - 0	Won 1
<a href="#">The Columbus Knights</a>	1	3	0	0.250	295.50	364.96	1 - 3 - 0	Lost 1
<a href="#">Roughriders</a>	1	3	0	0.250	281.64	321.02	1 - 3 - 0	Lost 2
<a href="#">Doomsday II</a>	1	3	0	0.250	278.30	366.26	1 - 3 - 0	Won 1
<a href="#">The Feds</a>	1	3	0	0.250	266.90	388.72	1 - 3 - 0	Lost 1

### Week 4 Results

<b>Doomsday II</b>	<b>82.62</b>	The General	79.32
The Feds	43.74	<b>JJJammin-On-The-One</b>	<b>111.34</b>
<b>The Mighty Warriors</b>	<b>111.66</b>	NO Mercy	82.84
The Columbus Knights	75.54	<b>Pigskin Princess</b>	<b>89.28</b>
Roughriders	53.20	<b>Big Sexy</b>	<b>80.28</b>

## HARGER FANTASY FOOTBALL LEAGUE 2010

### Week 4 – Starting Points Summary



[Doomsday II](#)

82.62



[The Feds](#)

43.74



[The General](#)

79.32



[JJJammin-On-The-One](#)

111.34

[GameCast](#) | **Final**

Actual vs Best: [Doomsday II](#) | [The General](#)

High Scorer: [Maurice Jones-Drew](#) (24.10 points)

[GameCast](#) | **Final**

Actual vs Best: [The Feds](#) | [JJJammin-On-The-One](#)

High Scorer: [LaDainian Tomlinson](#) (27.50 points)



[The Mighty Warriors](#)

111.66



[The Columbus Knights](#)

75.54



[NO Mercy](#)

82.84



[Pigskin Princess](#)

89.28

[GameCast](#) | **Final**

Actual vs Best: [The Mighty Warriors](#) | [NO Mercy](#)

High Scorer: [Arian Foster](#) (30.70 points)

[GameCast](#) | **Final**

Actual vs Best: [The Columbus Knights](#) | [Pigskin Princess](#)

High Scorer: [Rashard Mendenhall](#) (20.80 points)



[Roughriders](#)

53.20



[Big Sexy](#)

80.28

[GameCast](#) | **Final**

Actual vs Best: [Roughriders](#) | [Big Sexy](#)

High Scorer: [Peyton Manning](#) (21.08 points)

League Average: 80.98



# Harger Fantasy Football League

## Top Quarterback Scoring

PLAYER	NFL	INJ	BYE	FA	TOTAL	AVG	4	3	2	1
Peyton Manning	IND	-	7		97.60	24.40	21.08	25.00	22.20	29.32
Philip Rivers	SDG	-	10		87.82	21.95	17.64	26.40	23.36	20.42
Aaron Rodgers	GNB	-	10		83.50	20.88	19.24	23.64	26.20	14.42
Kyle Orton	DEN	-	9		81.16	20.29	21.74	23.14	20.28	16.00
Michael Vick	PHI	T	8		80.66	20.17	3.66	32.64	23.06	21.30
Drew Brees	NOR	-	10		71.94	17.99	15.00	24.60	18.86	13.48
Tom Brady	NWE	P	5		70.64	17.66	10.72	22.68	14.92	22.32
Matt Schaub	HOU	-	7		65.78	16.44	15.78	11.64	31.08	7.28
Matt Ryan	ATL	-	8		64.22	16.06	14.42	19.72	20.60	9.48
Mark Sanchez	NYJ	-	7	*	63.14	15.78	14.44	22.24	23.00	3.46
Jay Cutler	CHI	T	8		61.68	15.42	-0.32	15.54	23.38	23.08
Shaun Hill	DET	-	7	*	60.94	15.23	24.54	11.88	23.00	1.52
Carson Palmer	CIN	-	6	*	59.82	14.95	20.84	10.60	6.68	21.70
David Garrard	JAC	-	9		58.04	14.51	24.92	6.40	6.92	19.80
Matt Hasselbeck	SEA	-	5		56.86	14.22	5.94	12.30	18.42	20.20
Sam Bradford	STL	-	9	*	56.76	14.19	19.36	12.60	13.68	11.12
Donovan McNabb	WAS	-	9		56.42	14.10	11.90	14.94	21.04	8.54
Chad Henne	MIA	-	5		54.54	13.64	17.08	21.62	8.56	7.28
Tony Romo	DAL	-	4		51.60	17.20	bye	19.36	16.96	15.28
Eli Manning	NYG	-	8		51.00	12.75	5.80	13.64	12.04	19.52
Joe Flacco	BAL	-	8		51.00	12.75	13.34	22.48	7.06	8.12
Alex Smith	SFO	-	9	*	46.70	11.68	9.62	12.28	17.80	7.00
Josh Freeman	TAM	-	4	*	44.96	14.99	bye	7.86	19.42	17.68
Bruce Gradkowski	OAK	-	10	*	41.70	10.43	17.72	14.50	9.48	0.00
Vince Young	TEN	-	9	*	39.04	9.76	12.72	9.32	0.84	16.16
Ryan Fitzpatrick	BUF	-	6	*	38.20	9.55	20.52	17.68	0.00	0.00
Matt Cassel	KAN	-	4	*	34.36	11.45	bye	21.70	5.54	7.12
Seneca Wallace	CLE	-	8	*	33.96	8.49	10.86	9.64	12.56	0.90
Derek Anderson	ARI	-	6	*	32.66	8.16	0.56	11.88	4.44	15.78
Charlie Batch	PIT	-	5	*	26.08	6.52	5.04	20.04	1.00	0.00
Brett Favre	MIN	-	4		24.88	8.29	bye	10.04	5.00	9.84
Jimmy Clausen	CAR	-	6	*	17.82	4.45	10.94	5.52	1.36	0.00
Jason Campbell	OAK	-	10	*	17.08	4.27	0.00	0.00	4.38	12.70
Matt Moore	CAR	-	6	*	15.98	3.99	0.00	0.00	7.20	8.78
Kevin Kolb	PHI	-	8		14.10	3.53	13.14	0.00	0.00	0.96
Trent Edwards	JAC	-	9	*	14.04	3.51	0.00	0.00	3.28	10.76
Dennis Dixon	PIT	X	5	*	11.36	2.84	0.00	0.00	2.52	8.84
Jake Delhomme	CLE	Q	8	*	11.18	2.80	0.00	0.00	0.00	11.18
Kerry Collins	TEN	-	9	*	9.96	2.49	0.00	0.00	9.96	0.00
Luke McCown	JAC	X	9	*	5.20	1.30	0.00	0.00	5.20	0.00
Josh Johnson	TAM	-	4	*	3.38	1.13	bye	3.38	0.00	0.00
Matthew Stafford	DET	O	7	*	2.32	0.58	0.00	0.00	0.00	2.32
Caleb Hanie	CHI	-	8	*	1.44	0.36	1.44	0.00	0.00	0.00
Max Hall	ARI	-	6	*	1.40	0.35	2.28	0.00	-0.88	0.00
Todd Collins	CHI	-	8	*	1.36	0.34	0.44	0.92	0.00	0.00
Tyler Thigpen	MIA	-	5	*	0.80	0.20	0.80	0.00	0.00	0.00
Billy Volek	SDG	-	10	*	0.32	0.08	0.32	0.00	0.00	0.00
Mark Brunell	NYJ	-	7	*	0.28	0.07	0.28	0.00	0.00	0.00
Tim Tebow	DEN	-	9	*	0.20	0.05	0.00	0.00	0.00	0.20
Jon Kitna	DAL	-	4	*	0.00	0.00	bye	0.00	0.00	0.00
Todd Bouman	---	-	9	*	0.00	0.00	0.00	0.00	0.00	0.00
Daunte Culpepper	DET	-	7	*	0.00	0.00	0.00	0.00	0.00	0.00
Jeff Garcia	PHI	-	8	*	0.00	0.00	0.00	0.00	0.00	0.00
Chad Pennington	MIA	-	5	*	0.00	0.00	0.00	0.00	0.00	0.00
Chris Redman	ATL	-	8	*	0.00	0.00	0.00	0.00	0.00	0.00
Marc Bulger	BAL	-	8	*	0.00	0.00	0.00	0.00	0.00	0.00
Sage Rosenfels	NYG	-	8	*	0.00	0.00	0.00	0.00	0.00	0.00
A.J. Feeley	STL	-	9	*	0.00	0.00	0.00	0.00	0.00	0.00
J.T. O'Sullivan	SDG	-	10	*	0.00	0.00	0.00	0.00	0.00	0.00
Josh McCown	CAR	-	6	*	0.00	0.00	0.00	0.00	0.00	0.00
Joey Harrington	NOR	-	10	*	0.00	0.00	0.00	0.00	0.00	0.00
Patrick Ramsey	NOR	-	10	*	0.00	0.00	0.00	0.00	0.00	0.00
David Carr	SFO	-	9	*	0.00	0.00	0.00	0.00	0.00	0.00
Byron Leftwich	PIT	-	5	*	0.00	0.00	0.00	0.00	0.00	0.00
Kyle Boller	OAK	-	10	*	0.00	0.00	0.00	0.00	0.00	0.00
Rex Grossman	WAS	-	9	*	0.00	0.00	0.00	0.00	0.00	0.00
Chris Simms	TEN	-	9	*	0.00	0.00	0.00	0.00	0.00	0.00
Ben Roethlisberger	PIT	S	5		0.00	0.00	0.00	0.00	0.00	0.00
J.P. Losman	SEA	-	5	*	0.00	0.00	0.00	0.00	0.00	0.00
Jim Sorgi	NYG	X	8	*	0.00	0.00	0.00	0.00	0.00	0.00
Charlie Frye	OAK	X	10	*	0.00	0.00	0.00	0.00	0.00	0.00
Dan Orlovsky	HOU	-	7	*	0.00	0.00	0.00	0.00	0.00	0.00
Matt Leinart	HOU	-	7	*	0.00	0.00	0.00	0.00	0.00	0.00
Kellen Clemens	NYJ	-	7	*	0.00	0.00	0.00	0.00	0.00	0.00
Tarvaris Jackson	MIN	-	4	*	0.00	0.00	bye	0.00	0.00	0.00
Charlie Whitehurst	SEA	-	5	*	0.00	0.00	0.00	0.00	0.00	0.00





# Harger Fantasy Football League

## Top Quarterback Scoring

PLAYER	NFL	INJ	BYE	FA	TOTAL	AVG	4	3	2	1
Brodie Croyle	KAN	-	4	*	0.00	0.00	bye	0.00	0.00	0.00
D.J. Shockley	ATL	-	8	*	0.00	0.00	0.00	0.00	0.00	0.00
JaMarcus Russell	OAK	-	10	*	0.00	0.00	0.00	0.00	0.00	0.00
Brady Quinn	DEN	-	9	*	0.00	0.00	0.00	0.00	0.00	0.00
John Beck	WAS	-	9	*	0.00	0.00	0.00	0.00	0.00	0.00
Drew Stanton	DET	-	7	*	0.00	0.00	0.00	0.00	0.00	0.00
Jeff Rowe	NWE	-	5	*	0.00	0.00	0.00	0.00	0.00	0.00
Troy Smith	SFO	-	9	*	0.00	0.00	0.00	0.00	0.00	0.00
Jordan Palmer	CIN	-	6	*	0.00	0.00	0.00	0.00	0.00	0.00
Tyler Palko	KAN	-	4	*	0.00	0.00	bye	0.00	0.00	0.00
Matt Gutierrez	CHI	-	8	*	0.00	0.00	0.00	0.00	0.00	0.00
Brian Brohm	BUF	-	6	*	0.00	0.00	0.00	0.00	0.00	0.00
Kevin O'Connell	NYJ	X	7	*	0.00	0.00	0.00	0.00	0.00	0.00
John David Booty	HOU	-	7	*	0.00	0.00	0.00	0.00	0.00	0.00
Erik Ainge	NYJ	-	7	*	0.00	0.00	0.00	0.00	0.00	0.00
Colt Brennan	OAK	-	10	*	0.00	0.00	0.00	0.00	0.00	0.00
Matt Flynn	GNB	-	10	*	0.00	0.00	0.00	0.00	0.00	0.00
Brett Ratliff	JAC	-	9	*	0.00	0.00	0.00	0.00	0.00	0.00
Pat White	MIA	-	5	*	0.00	0.00	0.00	0.00	0.00	0.00
Stephen McGee	DAL	-	4	*	0.00	0.00	bye	0.00	0.00	0.00
Rhett Bomar	NYG	-	8	*	0.00	0.00	0.00	0.00	0.00	0.00
Nate Davis	SFO	-	9	*	0.00	0.00	0.00	0.00	0.00	0.00
Tom Brandstater	IND	-	7	*	0.00	0.00	0.00	0.00	0.00	0.00
Mike Teel	CHI	-	8	*	0.00	0.00	0.00	0.00	0.00	0.00
Keith Null	JAC	-	9	*	0.00	0.00	0.00	0.00	0.00	0.00
Curtis Painter	IND	-	7	*	0.00	0.00	0.00	0.00	0.00	0.00
Brian Hoyer	NWE	-	5	*	0.00	0.00	0.00	0.00	0.00	0.00
Chase Daniel	NOR	-	10	*	0.00	0.00	0.00	0.00	0.00	0.00
Richard Bartel	WAS	-	9	*	0.00	0.00	0.00	0.00	0.00	0.00
Drew Willy	IND	-	7	*	0.00	0.00	0.00	0.00	0.00	0.00
Colt McCoy	CLE	-	8	*	0.00	0.00	0.00	0.00	0.00	0.00
Mike Kafka	PHI	-	8	*	0.00	0.00	0.00	0.00	0.00	0.00
John Skelton	ARI	-	6	*	0.00	0.00	0.00	0.00	0.00	0.00
Jonathan Crompton	SDG	-	10	*	0.00	0.00	0.00	0.00	0.00	0.00
Rusty Smith	TEN	-	9	*	0.00	0.00	0.00	0.00	0.00	0.00
Dan LeFevour	CIN	-	6	*	0.00	0.00	0.00	0.00	0.00	0.00
Joe Webb	MIN	-	4	*	0.00	0.00	bye	0.00	0.00	0.00
Tony Pike	CAR	-	6	*	0.00	0.00	0.00	0.00	0.00	0.00
Levi Brown	BUF	-	6	*	0.00	0.00	0.00	0.00	0.00	0.00
Sean Canfield	NOR	-	10	*	0.00	0.00	0.00	0.00	0.00	0.00
Zac Robinson	SEA	-	5	*	0.00	0.00	0.00	0.00	0.00	0.00
Jevan Snead	TAM	-	4	*	0.00	0.00	bye	0.00	0.00	0.00
Jarrett Brown	SFO	-	9	*	0.00	0.00	0.00	0.00	0.00	0.00
Tim Hiller	IND	-	7	*	0.00	0.00	0.00	0.00	0.00	0.00
Hunter Cantwell	BAL	-	8	*	0.00	0.00	0.00	0.00	0.00	0.00



# Harger Fantasy Football League

## Top Running Back Scoring

PLAYER	NFL	INJ	BYE	FA	TOTAL	AVG	4	3	2	1
Arian Foster	HOU	-	7		97.90	24.48	30.70	11.60	13.80	41.80
Jahvid Best	DET	Q	7		68.10	17.02	7.40	3.90	41.20	15.60
Rashard Mendenhall	PIT	-	5		67.80	16.95	20.80	20.30	7.20	19.50
LeSean McCoy	PHI	-	8		67.50	16.88	16.40	6.10	30.80	14.20
Darren McFadden	OAK	-	10		67.40	16.85	12.90	18.20	15.30	21.00
Adrian Peterson	MIN	-	4		65.70	21.90	bye	31.00	24.60	10.10
Frank Gore	SFO	-	9		65.30	16.33	13.70	14.50	28.80	8.30
Peyton Hillis	CLE	-	8		64.60	16.15	17.00	24.00	12.10	11.50
Chris Johnson	TEN	-	9		61.20	15.30	5.40	24.50	4.30	27.00
LaDainian Tomlinson	NYJ	-	7		60.30	15.07	27.50	14.80	10.20	7.80
Ahmad Bradshaw	NYG	-	8		59.30	14.82	19.30	16.80	8.90	14.30
Matt Forte	CHI	-	8		51.30	12.82	3.30	4.30	12.60	31.10
Mike Tolbert	SDG	-	10	*	48.40	12.10	16.30	8.00	21.50	2.60
Maurice Jones-Drew	JAC	-	9		48.10	12.02	24.10	8.90	3.80	11.30
Jason Snelling	ATL	-	8		48.00	12.00	3.60	7.00	36.60	0.80
Steven Jackson	STL	Q	9		46.00	11.50	12.40	12.40	12.50	8.70
Cedric Benson	CIN	P	6		45.20	11.30	6.00	21.00	7.80	10.40
Joseph Addai	IND	Q	7		42.70	10.68	20.20	3.90	11.30	7.30
Jamaal Charles	KAN	-	4		39.00	13.00	bye	15.40	7.60	16.00
Michael Turner	ATL	-	8		38.70	9.68	7.80	18.50	7.50	4.90
Tim Hightower	ARI	-	6		38.20	9.55	2.40	4.00	18.40	13.40
DeAngelo Williams	CAR	-	6		36.00	9.00	16.00	6.40	7.40	6.20
Clinton Portis	WAS	T	9		35.60	8.90	8.10	5.80	15.30	6.40
BenJarvus Green-Ellis	NWE	-	5		34.10	8.52	13.60	16.40	1.90	2.20
Pierre Thomas	NOR	Q	10		34.00	8.50	0.00	9.10	10.30	14.60
Ronnie Brown	MIA	-	5		32.70	8.18	5.60	5.30	7.30	14.50
Ray Rice	BAL	Q	8		30.40	7.60	2.90	9.60	11.70	6.20
Knowshon Moreno	DEN	O	9		30.20	7.55	0.00	0.00	17.80	12.40
Thomas Jones	KAN	-	4		28.30	9.43	bye	15.60	8.80	3.90
Justin Forsett	SEA	-	5		28.10	7.03	7.50	9.40	5.20	6.00
Jonathan Stewart	CAR	-	6		27.20	6.80	13.60	8.10	4.30	1.20
Ricky Williams	MIA	-	5		27.10	6.78	16.10	2.80	2.00	6.20
Brandon Jackson	GNB	-	10	*	24.70	6.18	3.40	3.90	9.90	7.50
Ryan Mathews	SDG	P	10		24.00	6.00	12.80	0.00	4.50	6.70
Correll Buckhalter	DEN	-	9	*	23.00	5.75	10.10	4.50	7.90	0.50
Shonn Greene	NYJ	-	7		23.00	5.75	11.70	3.60	6.00	1.70
Brandon Jacobs	NYG	-	8		21.70	5.43	12.60	1.80	0.80	6.50
C.J. Spiller	BUF	-	6		21.40	5.35	1.50	15.90	2.60	1.40
Danny Woodhead	NWE	-	5		20.90	5.22	10.70	10.20	0.00	0.00
Carnell Williams	TAM	-	4		20.30	6.77	bye	4.60	5.90	9.80
John Kuhn	GNB	-	10	*	20.10	5.03	3.90	5.10	3.60	7.50
Kenneth Darby	STL	-	9	*	19.90	4.97	8.00	11.70	0.00	0.20
Marion Barber	DAL	-	4		19.10	6.37	bye	12.00	3.10	4.00
Willis McGahee	BAL	-	8	*	18.00	4.50	9.10	2.90	1.00	5.00
Leon Washington	SEA	-	5	*	17.80	4.45	2.90	12.00	1.70	1.20
Ryan Torain	WAS	-	9	*	17.60	4.40	13.00	4.60	0.00	0.00
Javon Ringer	TEN	-	9		17.40	4.35	5.00	3.00	0.10	9.30
Earnest Graham	TAM	-	4	*	17.20	5.73	bye	7.00	9.40	0.80
Donald Brown	IND	Q	7	*	16.70	4.18	0.00	1.20	14.80	0.70
Rashad Jennings	JAC	-	9	*	16.60	4.15	1.50	3.30	8.80	3.00
Marshawn Lynch	SEA	-	6		16.10	4.03	-0.20	8.60	6.40	1.30
LaRod Stephens-Howling	ARI	-	6	*	15.40	3.85	0.40	6.00	2.50	6.50
Fred Jackson	BUF	-	6		14.70	3.67	2.10	0.80	9.90	1.90
Derrick Ward	HOU	-	7	*	14.40	3.60	14.00	0.40	0.00	0.00
Reggie Bush	NOR	O	10		14.10	3.53	0.00	0.00	9.40	4.70
Mike Goodson	CAR	-	6	*	13.10	3.28	0.00	4.70	5.30	3.10
Michael Bush	OAK	P	10	*	12.90	3.22	11.60	1.30	0.00	0.00
Darren Sproles	SDG	-	10	*	12.80	3.20	0.70	1.60	10.00	0.50
Felix Jones	DAL	-	4		12.60	4.20	bye	4.30	1.90	6.40
Chester Taylor	CHI	-	8		11.90	2.97	2.20	0.90	1.50	7.30
Jerome Harrison	CLE	P	8	*	11.70	2.92	0.00	0.00	5.80	5.90
Kevin Faulk	NWE	X	5	*	10.70	2.67	0.00	0.00	3.70	7.00
Steve Slaton	HOU	-	7	*	10.50	2.63	4.50	1.70	1.40	2.90
Fred Taylor	NWE	O	5	*	10.40	2.60	0.00	1.60	1.10	7.70
Chris Wells	ARI	P	6		10.00	2.50	2.50	7.50	0.00	0.00
Brian Leonard	CIN	-	6	*	9.30	2.33	7.10	2.20	0.00	0.00
Bernard Scott	CIN	-	6	*	8.90	2.22	0.70	1.50	1.70	5.00
LeGarrette Blount	TAM	-	4	*	8.70	2.90	bye	8.70	0.00	0.00
Laurence Maroney	DEN	-	9		7.90	1.98	1.50	6.40	0.00	0.00
Isaac Redman	PIT	-	5	*	7.60	1.90	0.60	4.00	1.10	1.90
Chris Gronkowski	DAL	-	4	*	7.30	2.43	bye	0.00	7.30	0.00
Ladell Betts	NOR	-	10	*	7.00	1.75	7.00	0.00	0.00	0.00
Owen Schmitt	PHI	-	8	*	7.00	1.75	4.30	0.60	2.10	0.00
Jacob Hester	SDG	-	10	*	6.50	1.63	5.00	0.20	0.70	0.60
Anthony Dixon	SFO	-	9	*	6.50	1.63	0.30	0.00	6.20	0.00
Maurice Morris	DET	-	7	*	6.40	1.60	0.00	4.10	0.80	1.50



# Harger Fantasy Football League

## Top Running Back Scoring

PLAYER	NFL	INJ	BYE	FA	TOTAL	AVG	4	3	2	1
Le'Ron McClain	BAL	-	8	*	6.10	1.52	2.00	2.20	0.80	1.10
Chris Ivory	NOR	-	10	*	6.00	1.50	5.70	0.30	0.00	0.00
Ovie Mughelli	ATL	-	8	*	5.60	1.40	0.20	2.90	2.50	0.00
Mike Sellers	WAS	-	9	*	5.60	1.40	0.50	1.10	3.80	0.20
Michael Robinson	SEA	-	5	*	5.22	1.30	1.82	0.00	2.20	1.20
Lousaka Polite	MIA	-	5	*	4.60	1.15	0.00	1.80	1.00	1.80
Ryan Grant	GNB	X	10	*	4.50	1.13	0.00	0.00	0.00	4.50
Sammy Morris	NWE	-	5	*	4.30	1.08	0.30	1.90	1.90	0.20
Vonta Leach	HOU	-	7	*	3.80	0.95	0.00	1.80	2.00	0.00
Jerome Felton	DET	-	7	*	3.50	0.88	1.80	1.00	0.00	0.70
Kevin Smith	DET	-	7	*	3.40	0.85	3.40	0.00	0.00	0.00
Julius Jones	SEA	-	5	*	3.00	0.75	0.00	0.00	1.20	1.80
Heath Evans	NOR	-	10	*	2.90	0.73	0.40	0.00	1.80	0.70
Keiland Williams	WAS	Q	9	*	2.90	0.73	0.00	1.40	1.50	0.00
Mike Bell	PHI	T	8	*	2.50	0.63	1.10	1.40	0.00	0.00
Keith Toston	STL	P	9	*	2.50	0.63	0.30	2.20	0.00	0.00
Ahmard Hall	TEN	-	9	*	2.30	0.57	0.70	0.00	1.30	0.30
Aaron Brown	DET	O	7	*	2.30	0.57	0.00	0.00	2.30	0.00
Danny Ware	NYG	-	8	*	2.00	0.50	0.00	0.00	2.00	0.00
Jerious Norwood	ATL	X	8	*	1.70	0.43	0.00	0.00	0.00	1.70
Toby Gerhart	MIN	-	4	*	1.70	0.57	bye	0.20	1.50	0.00
Moran Norris	SFO	-	9	*	1.60	0.40	0.80	0.00	0.50	0.30
Michael Bennett	OAK	-	10	*	1.50	0.38	0.00	0.00	0.00	1.50
Tashard Choice	DAL	-	4	*	1.50	0.50	bye	0.40	0.50	0.60
Albert Young	MIN	-	4	*	1.30	0.43	bye	0.00	0.00	1.30
Mewelde Moore	PIT	-	5	*	1.20	0.30	0.00	0.80	0.10	0.30
Joe McKnight	NYJ	-	7	*	1.20	0.30	1.20	0.00	0.00	0.00
Jason Wright	ARI	-	6	*	1.10	0.28	0.00	0.80	0.30	0.00
Quinn Johnson	GNB	-	10	*	1.10	0.28	0.00	0.00	1.10	0.00
Rock Cartwright	OAK	-	10	*	1.00	0.25	0.00	0.00	0.00	1.00
Mike Karney	STL	-	9	*	1.00	0.25	0.00	0.50	0.10	0.40
Tony Richardson	NYJ	-	7	*	0.90	0.22	0.00	0.00	0.00	0.90
Larry Johnson	WAS	-	9	*	0.90	0.22	0.00	0.00	0.00	0.90
Greg Jones	JAC	-	9	*	0.90	0.22	0.40	0.00	0.50	0.00
Jackie Battle	KAN	-	4	*	0.90	0.30	bye	0.90	0.00	0.00
James Davis	CLE	P	8	*	0.90	0.22	0.00	0.90	0.00	0.00
Madison Hedgecock	NYG	-	8	*	0.80	0.20	0.10	0.70	0.00	0.00
Spencer Larsen	DEN	O	9	*	0.80	0.20	0.00	0.00	0.40	0.40
Brian Westbrook	SFO	-	9	*	0.60	0.15	0.00	0.60	0.00	0.00
Dimitri Nance	GNB	-	10	*	0.60	0.15	0.00	0.00	0.60	0.00
Mike Hart	IND	-	7	*	0.40	0.10	0.00	0.00	0.40	0.00
Tony Fiammetta	CAR	-	6	*	0.40	0.10	0.40	0.00	0.00	0.00
Corey McIntyre	BUF	-	6	*	0.30	0.08	0.10	0.00	0.20	0.00
John Conner	NYJ	-	7	*	0.20	0.05	0.20	0.00	0.00	0.00
Naufahu Tahi	MIN	-	4	*	0.10	0.03	bye	0.00	0.10	0.00
Warrick Dunn	TAM	-	4	*	0.00	0.00	bye	0.00	0.00	0.00
Michael Pittman	DEN	-	9	*	0.00	0.00	0.00	0.00	0.00	0.00
Ahman Green	GNB	-	10	*	0.00	0.00	0.00	0.00	0.00	0.00
Edgerrin James	SEA	-	5	*	0.00	0.00	0.00	0.00	0.00	0.00
Jamal Lewis	CLE	-	8	*	0.00	0.00	0.00	0.00	0.00	0.00
LaMont Jordan	DEN	-	9	*	0.00	0.00	0.00	0.00	0.00	0.00
Deuce McAllister	NOR	-	10	*	0.00	0.00	0.00	0.00	0.00	0.00
Dominic Rhodes	BUF	-	6	*	0.00	0.00	0.00	0.00	0.00	0.00
Rudi Johnson	DET	-	7	*	0.00	0.00	0.00	0.00	0.00	0.00
Brian Allen	SFO	-	9	*	0.00	0.00	0.00	0.00	0.00	0.00
Chris Massey	STL	-	9	*	0.00	0.00	0.00	0.00	0.00	0.00
Jason McKie	NOR	-	10	*	0.00	0.00	0.00	0.00	0.00	0.00
DeShaun Foster	SFO	-	9	*	0.00	0.00	0.00	0.00	0.00	0.00
T.J. Duckett	SEA	-	5	*	0.00	0.00	0.00	0.00	0.00	0.00
Jeremy Allen	ATL	-	8	*	0.00	0.00	0.00	0.00	0.00	0.00
Adrian Peterson	SEA	-	5	*	0.00	0.00	0.00	0.00	0.00	0.00
B.J. Askew	TAM	-	4	*	0.00	0.00	bye	0.00	0.00	0.00
Chris Brown	HOU	-	7	*	0.00	0.00	0.00	0.00	0.00	0.00
Justin Fargas	DEN	-	9	*	0.00	0.00	0.00	0.00	0.00	0.00
Dan Klecko	ATL	-	8	*	0.00	0.00	0.00	0.00	0.00	0.00
Justin Griffith	HOU	X	7	*	0.00	0.00	0.00	0.00	0.00	0.00
Chris Perry	CIN	-	6	*	0.00	0.00	0.00	0.00	0.00	0.00
Kevin Jones	CHI	-	8	*	0.00	0.00	0.00	0.00	0.00	0.00
Tatum Bell	DEN	-	9	*	0.00	0.00	0.00	0.00	0.00	0.00
Willie Parker	WAS	-	9	*	0.00	0.00	0.00	0.00	0.00	0.00
J.J. Arrington	PHI	-	8	*	0.00	0.00	0.00	0.00	0.00	0.00
Ryan Moats	MIN	-	4	*	0.00	0.00	bye	0.00	0.00	0.00
Alvin Pearman	TEN	-	9	*	0.00	0.00	0.00	0.00	0.00	0.00
Nehemiah Broughton	ARI	X	6	*	0.00	0.00	0.00	0.00	0.00	0.00
Leonard Weaver	PHI	X	8	*	0.00	0.00	0.00	0.00	0.00	0.00
Samkon Gado	TEN	-	9	*	0.00	0.00	0.00	0.00	0.00	0.00



# Harger Fantasy Football League

## Top Wide Receiver Scoring

PLAYER	NFL	INJ	BYE	FA	TOTAL	AVG	4	3	2	1
Austin Collie	IND	Q	7		68.80	17.20	9.90	29.10	8.50	21.30
Reggie Wayne	IND	-	7		56.60	14.15	18.60	6.50	15.60	15.90
Anquan Boldin	BAL	-	8		53.80	13.45	7.10	32.20	3.50	11.00
Hakeem Nicks	NYG	-	8		51.90	12.98	11.00	5.60	9.80	25.50
Brandon Lloyd	DEN	T	9		51.40	12.85	11.50	22.90	5.30	11.70
Roddy White	ATL	-	8		48.20	12.05	10.40	12.90	13.80	11.10
DeSean Jackson	PHI	-	8		47.20	11.80	2.10	22.10	20.00	3.00
Calvin Johnson	DET	-	7		44.10	11.02	20.80	5.80	13.00	4.50
Terrell Owens	CIN	P	6		43.40	10.85	28.20	4.20	5.70	5.30
Braylon Edwards	NYJ	-	7		43.10	10.77	14.60	14.70	12.50	1.30
Mark Clayton	STL	-	9		42.60	10.65	7.80	8.50	14.40	11.90
Kevin Walter	HOU	-	7		42.20	10.55	3.50	9.40	20.40	8.90
Eddie Royal	DEN	-	9		41.90	10.48	17.30	2.30	12.50	9.80
Jeremy Maclin	PHI	P	8		41.30	10.32	1.50	20.30	8.60	10.90
Malcom Floyd	SDG	-	10		40.50	10.13	4.50	15.70	15.50	4.80
Brandon Marshall	MIA	-	5		40.30	10.07	5.00	22.90	7.10	5.30
Donald Driver	GNB	-	10		39.80	9.95	14.90	6.10	9.80	9.00
Wes Welker	NWE	-	5		39.70	9.93	7.00	4.50	9.80	18.40
Lance Moore	NOR	-	10		37.90	9.48	8.70	26.90	0.00	2.30
Miles Austin	DAL	-	4		36.80	12.27	bye	2.00	14.20	20.60
Chad Ochocinco	CIN	-	6		35.60	8.90	5.90	3.40	4.40	21.90
Greg Jennings	GNB	-	10		34.10	8.52	8.50	7.80	3.60	14.20
Santana Moss	WAS	-	9		33.70	8.43	0.50	17.40	8.10	7.70
Mike Wallace	PIT	-	5		33.10	8.27	2.50	21.90	2.50	6.20
Larry Fitzgerald	ARI	-	6		32.80	8.20	5.60	8.60	8.30	10.30
Randy Moss	NWE	-	5		31.90	7.97	0.00	16.20	9.80	5.90
Andre Johnson	HOU	Q	7		31.50	7.88	0.00	6.40	21.80	3.30
Nate Washington	TEN	-	9		31.40	7.85	4.20	3.00	9.40	14.80
Louis Murphy	OAK	Q	10		30.30	7.57	0.50	11.90	15.10	2.80
Davone Bess	MIA	-	5	*	30.20	7.55	15.30	8.60	1.20	5.10
Roy Williams	DAL	-	4		30.10	10.03	bye	23.70	4.30	2.10
Jabar Gaffney	DEN	-	9		30.00	7.50	5.10	14.00	1.50	9.40
Mario Manningham	NYG	P	8		30.00	7.50	0.00	7.80	13.70	8.50
Steve Smith	CAR	T	6		29.40	7.35	1.10	2.20	12.60	13.50
Steve Johnson	BUF	-	6	*	28.80	7.20	9.10	12.60	3.10	4.00
Joshua Cribbs	CLE	T	8	*	27.16	6.79	3.30	7.80	13.50	2.56
Johnny Knox	CHI	-	8		26.00	6.50	2.60	9.60	8.60	5.20
Devin Hester	CHI	-	8	*	25.70	6.43	2.70	7.60	13.70	1.70
Brandon Tate	NWE	-	5	*	25.00	6.25	9.90	3.80	1.70	9.60
Legedu Naanee	SDG	-	10		24.90	6.22	0.40	6.10	1.40	17.00
Mike Williams	TAM	-	4		24.90	8.30	bye	4.50	11.40	9.00
Steve Breaston	ARI	O	6		24.70	6.18	0.00	10.50	1.00	13.20
Kenny Britt	TEN	-	9	*	23.00	5.75	8.30	8.60	6.10	0.00
Mike Thomas	JAC	-	9	*	22.50	5.63	8.70	0.70	4.20	8.90
Hines Ward	PIT	-	5		22.30	5.57	1.40	9.20	0.90	10.80
Roscoe Parrish	BUF	-	6	*	22.30	5.57	0.70	8.30	3.80	9.50
Derrick Mason	BAL	-	8		22.20	5.55	8.00	3.00	9.10	2.10
Dez Bryant	DAL	-	4		21.80	7.27	bye	5.00	11.20	5.60
Steve Smith	NYG	-	8		21.10	5.28	3.00	10.30	3.50	4.30
Demaryius Thomas	DEN	-	9		20.90	5.22	0.90	4.30	15.70	0.00
Danny Amendola	STL	-	9	*	20.80	5.20	4.60	5.60	3.90	6.70
Devery Henderson	NOR	-	10	*	20.60	5.15	5.70	2.30	2.80	9.80
Jacoby Jones	HOU	-	7		20.50	5.13	1.20	5.10	11.30	2.90
Dexter McCluster	KAN	-	4	*	20.00	6.67	bye	12.80	0.30	6.90
Josh Morgan	SFO	-	9	*	19.40	4.85	2.00	7.20	7.00	3.20
Brian Hartline	MIA	-	5		19.30	4.82	2.10	8.40	8.80	0.00
Marques Colston	NOR	-	10		19.00	4.75	3.60	2.50	6.70	6.20
Jordan Shipley	CIN	Q	6	*	19.00	4.75	2.90	3.70	4.20	8.20
Mike Sims-Walker	JAC	-	9		18.90	4.72	0.00	3.40	15.50	0.00
Harry Douglas	ATL	-	8	*	18.50	4.63	11.90	0.10	2.60	3.90
Percy Harvin	MIN	-	4		18.10	6.03	bye	13.50	3.20	1.40
Dwayne Bowe	KAN	-	4	*	17.90	5.97	bye	12.10	4.50	1.30
Deion Branch	SEA	-	5	*	16.20	4.05	1.00	5.00	3.10	7.10
James Jones	GNB	-	10	*	16.20	4.05	1.50	4.50	9.20	1.00
Jerricho Cotchery	NYJ	-	7		15.60	3.90	2.60	2.00	9.20	1.80
Buster Davis	SDG	-	10	*	15.60	3.90	0.00	8.20	4.80	2.60
Justin Gage	TEN	T	9	*	14.30	3.58	3.00	3.90	7.40	0.00
Deon Butler	SEA	-	5	*	14.30	3.58	2.00	0.00	5.00	7.30
Brandon Gibson	STL	-	9	*	14.30	3.58	11.00	3.30	0.00	0.00
Darius Heyward-Bey	OAK	Q	10	*	14.20	3.55	0.20	4.90	8.00	1.10
T.J. Houshmandzadeh	BAL	-	8	*	14.00	3.50	10.90	0.40	0.00	2.70
Michael Crabtree	SFO	-	9	*	13.90	3.47	5.80	3.70	3.20	1.20
Mike Williams	SEA	P	5	*	13.80	3.45	3.20	3.50	0.70	6.40
Brad Smith	NYJ	-	7	*	13.12	3.28	5.22	5.20	0.00	2.70
Brian Finneran	ATL	-	8	*	12.70	3.17	3.60	0.00	9.10	0.00
Mohamed Massaquoi	CLE	-	8	*	12.00	3.00	0.50	0.00	0.90	10.60



# Harger Fantasy Football League

## Top Wide Receiver Scoring

PLAYER	NFL	INJ	BYE	FA	TOTAL	AVG	4	3	2	1
Michael Spurlock	TAM	-	4	*	11.90	3.97	bye	1.00	0.00	10.90
Golden Tate	SEA	-	5	*	11.60	2.90	3.10	3.30	5.20	0.00
Blair White	IND	-	7	*	10.70	2.67	2.00	8.70	0.00	0.00
Jason Avant	PHI	-	8	*	10.50	2.63	3.10	0.00	3.30	4.10
Anthony Armstrong	WAS	Q	9	*	10.40	2.60	5.70	0.00	3.60	1.10
Chansi Stuckey	CLE	-	8	*	9.70	2.42	5.60	0.00	1.10	3.00
David Nelson	BUF	-	6	*	9.70	2.42	7.50	0.00	0.00	2.20
Ben Obomanu	SEA	-	5	*	9.60	2.40	0.00	0.00	9.00	0.60
Lee Evans	BUF	-	6	*	9.40	2.35	0.60	5.40	0.00	3.40
Joey Galloway	WAS	-	9	*	9.30	2.33	0.50	0.00	8.80	0.00
Kassim Osgood	JAC	-	9	*	9.20	2.30	0.30	0.50	0.00	8.40
David Gettis	CAR	-	6	*	8.70	2.17	3.70	3.20	1.80	0.00
Laurent Robinson	STL	D	9	*	8.20	2.05	0.00	0.00	0.40	7.80
Earl Bennett	CHI	-	8	*	7.60	1.90	2.60	2.10	2.90	0.00
Antwaan Randle El	PIT	-	5	*	7.20	1.80	5.00	1.40	0.00	0.80
Patrick Crayton	SDG	-	10	*	7.20	1.80	0.00	5.70	1.50	0.00
Devin Aromashodu	CHI	-	8	*	7.10	1.77	0.00	0.00	0.00	7.10
Stephen Williams	ARI	-	6	*	6.90	1.73	3.20	1.10	2.60	0.00
Brandon LaFell	CAR	-	6	*	6.70	1.67	0.10	4.40	0.00	2.20
Antonio Brown	PIT	-	5	*	6.60	1.65	0.60	0.00	6.00	0.00
Tiquan Underwood	JAC	-	9	*	6.30	1.58	4.10	2.20	0.00	0.00
Brandon Stokley	SEA	X	5	*	6.20	1.55	6.20	0.00	0.00	0.00
Robert Meachem	NOR	-	10	*	6.10	1.52	2.30	0.50	0.00	3.30
Greg Lewis	MIN	-	4	*	5.60	1.87	bye	3.00	1.40	1.20
Pierre Garcon	IND	Q	7	*	5.40	1.35	0.00	0.00	1.10	4.30
Chris Chambers	KAN	-	4	*	5.30	1.77	bye	0.60	3.30	1.40
Bryant Johnson	DET	-	7	*	5.10	1.27	2.30	0.00	0.40	2.40
Dominique Zeigler	SFO	-	9	*	5.00	1.25	0.00	3.80	0.20	1.00
Sammie Stroughter	TAM	-	4	*	4.90	1.63	bye	1.70	0.00	3.20
Greg Camarillo	MIN	-	4	*	4.80	1.60	bye	1.60	0.30	2.90
Roydell Williams	WAS	-	9	*	4.40	1.10	0.00	1.00	3.40	0.00
Max Komar	ARI	-	6	*	4.20	1.05	1.60	0.70	0.00	1.90
Dwayne Jarrett	CAR	-	6	*	4.00	1.00	0.00	0.00	0.00	4.00
Johnnie Lee Higgins	OAK	-	10	*	4.00	1.00	3.80	0.00	0.00	0.20
Marc Mariani	TEN	-	9	*	4.00	1.00	5.00	0.00	-1.00	0.00
Bernard Berrian	MIN	-	4	*	3.80	1.27	bye	1.10	2.40	0.30
Early Doucet	ARI	O	6	*	3.70	0.93	0.00	0.00	0.00	3.70
Eric Weems	ATL	-	8	*	3.60	0.90	0.00	0.00	0.00	3.60
Jordy Nelson	GNB	-	10	*	3.30	0.82	-2.00	2.00	2.60	0.70
Arrelious Benn	TAM	-	4	*	3.30	1.10	bye	3.30	0.00	0.00
Nate Burleson	DET	D	7	*	2.30	0.57	0.00	0.00	0.40	1.90
Andre Caldwell	CIN	-	6	*	2.30	0.57	1.50	0.80	0.00	0.00
Derrick Williams	DET	-	7	*	2.30	0.57	0.00	2.30	0.00	0.00
David Clowney	NYJ	-	7	*	2.20	0.55	0.00	2.20	0.00	0.00
Riley Cooper	PHI	-	8	*	2.00	0.50	0.00	0.00	2.00	0.00
Ted Ginn Jr.	SFO	D	9	*	1.90	0.47	0.00	0.00	0.00	1.90
Hank Baskett	MIN	-	4	*	1.80	0.60	bye	1.80	0.00	0.00
Brian Robiskie	CLE	Q	8	*	1.80	0.45	0.00	0.00	1.20	0.60
Yamon Figurs	OAK	-	10	*	1.70	0.43	0.00	0.00	0.00	1.70
Julian Edelman	NWE	-	5	*	1.50	0.38	0.00	0.90	0.60	0.00
Anthony Gonzalez	IND	O	7	*	1.20	0.30	0.00	0.00	0.00	1.20
Stefan Logan	DET	-	7	*	1.10	0.28	0.00	1.10	0.00	0.00
Sam Hurd	DAL	-	4	*	1.00	0.33	bye	1.00	0.00	0.00
Mardy Gilyard	STL	-	9	*	1.00	0.25	1.30	-0.30	0.00	0.00
Jacoby Ford	OAK	-	10	*	0.80	0.20	0.80	0.00	0.00	0.00
Sam Aiken	CLE	-	8	*	0.70	0.17	0.70	0.00	0.00	0.00
David Anderson	HOU	-	7	*	0.70	0.17	0.00	0.60	0.10	0.00
Amani Toomer	KAN	-	4	*	0.00	0.00	bye	0.00	0.00	0.00
Bobby Ingram	CLE	-	8	*	0.00	0.00	0.00	0.00	0.00	0.00
Muhsin Muhammad	CAR	-	6	*	0.00	0.00	0.00	0.00	0.00	0.00
Torry Holt	NWE	-	5	*	0.00	0.00	0.00	0.00	0.00	0.00
Dennis Northcutt	DET	-	7	*	0.00	0.00	0.00	0.00	0.00	0.00
Plaxico Burress	NYG	-	8	*	0.00	0.00	0.00	0.00	0.00	0.00
Laveranues Coles	NYJ	-	7	*	0.00	0.00	0.00	0.00	0.00	0.00
Jerry Porter	JAC	-	9	*	0.00	0.00	0.00	0.00	0.00	0.00
Josh Reed	SDG	-	10	*	0.00	0.00	0.00	0.00	0.00	0.00
Donte' Stallworth	BAL	O	8	*	0.00	0.00	0.00	0.00	0.00	0.00
Javon Walker	MIN	-	4	*	0.00	0.00	bye	0.00	0.00	0.00
Andre Davis	HOU	X	7	*	0.00	0.00	0.00	0.00	0.00	0.00
Antonio Bryant	CIN	-	6	*	0.00	0.00	0.00	0.00	0.00	0.00
Charlie Adams	HOU	-	7	*	0.00	0.00	0.00	0.00	0.00	0.00
Kelley Washington	PHI	-	8	*	0.00	0.00	0.00	0.00	0.00	0.00
Kevin Curtis	PHI	-	8	*	0.00	0.00	0.00	0.00	0.00	0.00
Shaun McDonald	PIT	-	5	*	0.00	0.00	0.00	0.00	0.00	0.00
Bobby Wade	WAS	-	9	*	0.00	0.00	0.00	0.00	0.00	0.00
Arnaz Battle	PIT	-	5	*	0.00	0.00	0.00	0.00	0.00	0.00



# Harger Fantasy Football League

## Top Tight End Scoring

PLAYER	NFL	INJ	BYE	FA	TOTAL	AVG	4	3	2	1
Antonio Gates	SDG	-	10		86.60	21.65	30.40	18.90	21.70	15.60
Dustin Keller	NYJ	-	7		65.40	16.35	18.80	25.80	19.50	1.30
Dallas Clark	IND	-	7		51.50	12.88	14.80	4.40	16.30	16.00
Zach Miller	OAK	P	10	*	43.80	10.95	20.20	14.40	4.90	4.30
Chris Cooley	WAS	-	9		39.40	9.85	11.70	5.30	14.40	8.00
Jermichael Finley	GNB	-	10		38.10	9.52	11.60	11.50	10.30	4.70
Mercedes Lewis	JAC	-	9		37.80	9.45	10.20	1.50	7.00	19.10
Greg Olsen	CHI	-	8	*	32.90	8.23	3.90	14.40	11.90	2.70
Vernon Davis	SFO	-	9		30.90	7.72	11.60	2.20	9.80	7.30
Tony Gonzalez	ATL	-	8		28.50	7.13	4.10	19.00	1.90	3.50
Tony Moeaki	KAN	-	4	*	28.30	9.43	bye	12.40	5.80	10.10
Jeremy Shockey	NOR	-	10	*	27.60	6.90	5.80	15.80	3.70	2.30
Benjamin Watson	CLE	-	8	*	26.40	6.60	6.00	12.70	6.20	1.50
Aaron Hernandez	NWE	-	5	*	25.30	6.32	2.90	7.80	10.10	4.50
Tony Scheffler	DET	-	7	*	25.10	6.28	6.30	14.00	0.50	4.30
Visanthe Shiancoe	MIN	-	4		24.90	8.30	bye	0.70	8.60	15.60
Brandon Pettigrew	DET	-	7	*	24.90	6.22	9.10	4.40	10.80	0.60
John Carlson	SEA	-	5	*	24.00	6.00	1.50	14.10	4.80	3.60
Rob Gronkowski	NWE	-	5	*	22.20	5.55	0.40	12.30	1.40	8.10
Jermaine Gresham	CIN	-	6	*	21.40	5.35	3.50	5.90	1.50	10.50
Brent Celek	PHI	P	8	*	20.80	5.20	10.70	4.20	2.70	3.20
Anthony Fasano	MIA	-	5	*	20.70	5.18	6.70	9.40	0.00	4.60
Joel Dressen	HOU	-	7	*	19.90	4.97	15.30	1.80	2.80	0.00
Evan Moore	CLE	-	8	*	19.10	4.78	10.40	0.00	0.00	8.70
Todd Heap	BAL	P	8	*	18.80	4.70	3.50	4.60	3.50	7.20
Daniel Fells	STL	-	9	*	18.80	4.70	3.50	10.20	3.60	1.50
Bo Scaife	TEN	-	9	*	18.70	4.68	2.70	2.30	2.00	11.70
David Thomas	NOR	-	10	*	15.90	3.97	4.20	2.40	9.00	0.30
Kellen Winslow	TAM	-	4	*	13.90	4.63	bye	2.40	8.30	3.20
Jason Witten	DAL	-	4		13.40	4.47	bye	5.60	5.10	2.70
Kevin Boss	NYG	-	8	*	11.00	2.75	1.10	8.80	0.00	1.10
Heath Miller	PIT	-	5	*	10.00	2.50	3.20	2.50	0.30	4.00
Dante Rosario	CAR	-	6	*	9.00	2.25	1.70	1.20	4.70	1.40
David Martin	BUF	-	6	*	8.40	2.10	8.40	0.00	0.00	0.00
Martellus Bennett	DAL	-	4	*	7.80	2.60	bye	2.60	4.50	0.70
Fred Davis	WAS	-	9	*	7.30	1.83	0.00	1.10	6.20	0.00
Owen Daniels	HOU	Q	7	*	6.80	1.70	0.80	2.70	2.40	0.90
Delanie Walker	SFO	-	9	*	6.50	1.63	0.60	0.60	1.60	3.70
Travis Beckum	NYG	-	8	*	6.00	1.50	2.50	2.30	0.10	1.10
Daniel Graham	DEN	-	9	*	5.60	1.40	0.50	0.90	0.60	3.60
Randy McMichael	SDG	-	10	*	5.60	1.40	0.00	2.80	0.00	2.80
Ben Patrick	ARI	-	6	*	5.20	1.30	1.20	2.90	1.10	0.00
Jim Kleinsasser	MIN	-	4	*	4.30	1.43	bye	1.70	2.00	0.60
Craig Stevens	TEN	-	9	*	4.30	1.08	1.60	0.00	0.90	1.80
Jonathan Stupar	BUF	P	6	*	4.10	1.02	0.00	2.70	1.40	0.00
Billy Bajema	STL	O	9	*	3.10	0.77	0.00	0.00	1.30	1.80
Jerramy Stevens	TAM	-	4	*	3.00	1.00	bye	2.20	0.00	0.80
Jim Dray	ARI	-	6	*	2.40	0.60	2.40	0.00	0.00	0.00
Jared Cook	TEN	-	9	*	2.20	0.55	1.70	0.00	0.50	0.00
Jeff King	CAR	-	6	*	2.00	0.50	0.70	1.30	0.00	0.00
Nate Byham	SFO	-	9	*	2.00	0.50	0.00	0.90	0.60	0.50
Jeff Dugan	MIN	-	4	*	1.80	0.60	bye	1.00	0.00	0.80
Brody Eldridge	IND	-	7	*	1.80	0.45	1.00	0.80	0.00	0.00
Ed Dickson	BAL	-	8	*	1.70	0.43	0.00	0.00	1.70	0.00
Donald Lee	GNB	-	10	*	1.50	0.38	1.50	0.00	0.00	0.00
Zach Miller	JAC	-	9	*	1.50	0.38	0.00	0.70	0.00	0.80
Fendi Onobun	STL	-	9	*	1.50	0.38	0.00	1.50	0.00	0.00
Garrett Mills	PHI	-	8	*	1.40	0.35	0.00	0.00	1.40	0.00
Desmond Clark	CHI	-	8	*	1.20	0.30	0.00	1.20	0.00	0.00
Justin Peelle	ATL	-	8	*	1.10	0.28	0.00	0.00	0.00	1.10
Cameron Morrah	SEA	-	5	*	1.10	0.28	0.00	0.00	0.00	1.10
Reggie Kelly	CIN	-	6	*	0.90	0.22	0.00	0.00	0.90	0.00
Brandon Myers	OAK	-	10	*	0.90	0.22	0.00	0.40	0.00	0.50
Chris Baker	SEA	-	5	*	0.80	0.20	0.80	0.00	0.00	0.00
Michael Hoomanawanua	STL	O	9	*	0.80	0.20	0.00	0.00	0.00	0.80
Ben Hartsock	NYJ	-	7	*	0.70	0.17	0.70	0.00	0.00	0.00
Bear Pascoe	NYG	-	8	*	0.70	0.17	0.00	0.00	0.70	0.00
Dan Gronkowski	DEN	-	9	*	0.40	0.10	0.00	0.20	0.00	0.20
Ernest Wilford	JAC	-	9	*	0.30	0.08	0.00	0.00	0.30	0.00
Jimmy Graham	NOR	-	10	*	0.30	0.08	0.30	0.00	0.00	0.00
Dennis Pitta	BAL	-	8	*	0.10	0.03	0.00	0.00	0.10	0.00
Steve Heiden	CLE	-	8	*	0.00	0.00	0.00	0.00	0.00	0.00
James Deearth	SDG	X	10	*	0.00	0.00	0.00	0.00	0.00	0.00
Anthony Becht	ARI	-	6	*	0.00	0.00	0.00	0.00	0.00	0.00
Mike Leach	ARI	-	6	*	0.00	0.00	0.00	0.00	0.00	0.00
Alge Crumpler	NWE	-	5	*	0.00	0.00	0.00	0.00	0.00	0.00



# Harger Fantasy Football League

## Top Tight End Scoring

PLAYER	NFL	INJ	BYE	FA	TOTAL	AVG	4	3	2	1
Brandon Manumaleuna	CHI	-	8	*	0.00	0.00	0.00	0.00	0.00	0.00
Tony Stewart	OAK	-	10	*	0.00	0.00	0.00	0.00	0.00	0.00
Billy Miller	NOR	-	10	*	0.00	0.00	0.00	0.00	0.00	0.00
Justin Snow	IND	-	7	*	0.00	0.00	0.00	0.00	0.00	0.00
Joe Zelenka	ATL	-	8	*	0.00	0.00	0.00	0.00	0.00	0.00
John Gilmore	TAM	-	4	*	0.00	0.00	bye	0.00	0.00	0.00
John Owens	OAK	-	10	*	0.00	0.00	0.00	0.00	0.00	0.00
Robert Royal	CLE	-	8	*	0.00	0.00	0.00	0.00	0.00	0.00
L.J. Smith	BAL	-	8	*	0.00	0.00	0.00	0.00	0.00	0.00
Richard Angulo	CHI	-	8	*	0.00	0.00	0.00	0.00	0.00	0.00
Will Heller	DET	-	7	*	0.00	0.00	0.00	0.00	0.00	0.00
Kris Wilson	SDG	-	10	*	0.00	0.00	0.00	0.00	0.00	0.00
Sean Ryan	TEN	-	9	*	0.00	0.00	0.00	0.00	0.00	0.00
Nate Lawrie	PHI	-	8	*	0.00	0.00	0.00	0.00	0.00	0.00
Michael Gaines	HOU	-	7	*	0.00	0.00	0.00	0.00	0.00	0.00
Sean McHugh	PIT	-	5	*	0.00	0.00	0.00	0.00	0.00	0.00
Alex Smith	CLE	-	8	*	0.00	0.00	0.00	0.00	0.00	0.00
Stephen Spach	ARI	-	6	*	0.00	0.00	0.00	0.00	0.00	0.00
John Paul Foschi	BUF	-	6	*	0.00	0.00	0.00	0.00	0.00	0.00
Joe Klopfenstein	BUF	X	6	*	0.00	0.00	0.00	0.00	0.00	0.00
Leonard Pope	KAN	-	4	*	0.00	0.00	bye	0.00	0.00	0.00
Dominique Byrd	ARI	-	6	*	0.00	0.00	0.00	0.00	0.00	0.00
Jason Pociask	DAL	-	4	*	0.00	0.00	bye	0.00	0.00	0.00
John Madsen	DET	-	7	*	0.00	0.00	0.00	0.00	0.00	0.00
James Adkisson	OAK	-	10	*	0.00	0.00	0.00	0.00	0.00	0.00
Brad Cieslak	CLE	-	8	*	0.00	0.00	0.00	0.00	0.00	0.00
Matt Spaeth	PIT	-	5	*	0.00	0.00	0.00	0.00	0.00	0.00
Scott Chandler	DAL	-	4	*	0.00	0.00	bye	0.00	0.00	0.00
Derek Schouman	BUF	X	6	*	0.00	0.00	0.00	0.00	0.00	0.00
Michael Allan	SEA	-	5	*	0.00	0.00	0.00	0.00	0.00	0.00
Clark Harris	CIN	-	6	*	0.00	0.00	0.00	0.00	0.00	0.00
Darcy Johnson	STL	-	9	*	0.00	0.00	0.00	0.00	0.00	0.00
Daniel Coats	CIN	-	6	*	0.00	0.00	0.00	0.00	0.00	0.00
Tony Curtis	SFO	-	9	*	0.00	0.00	0.00	0.00	0.00	0.00
Michael Matthews	BUF	X	6	*	0.00	0.00	0.00	0.00	0.00	0.00
Greg Estandia	CLE	X	8	*	0.00	0.00	0.00	0.00	0.00	0.00
Brad Cottam	KAN	X	4	*	0.00	0.00	bye	0.00	0.00	0.00
Martin Rucker	DAL	-	4	*	0.00	0.00	bye	0.00	0.00	0.00
Jacob Tamme	IND	-	7	*	0.00	0.00	0.00	0.00	0.00	0.00
Derek Fine	HOU	-	7	*	0.00	0.00	0.00	0.00	0.00	0.00
Gary Barnidge	CAR	-	6	*	0.00	0.00	0.00	0.00	0.00	0.00
Kellen Davis	CHI	-	8	*	0.00	0.00	0.00	0.00	0.00	0.00
Tom Santi	IND	X	7	*	0.00	0.00	0.00	0.00	0.00	0.00
Keith Zinger	ATL	-	8	*	0.00	0.00	0.00	0.00	0.00	0.00
Gijon Robinson	IND	-	7	*	0.00	0.00	0.00	0.00	0.00	0.00
Joey Haynos	MIA	-	5	*	0.00	0.00	0.00	0.00	0.00	0.00
Richard Quinn	DEN	-	9	*	0.00	0.00	0.00	0.00	0.00	0.00
Chase Coffman	CIN	-	6	*	0.00	0.00	0.00	0.00	0.00	0.00
Anthony Hill	HOU	U	7	*	0.00	0.00	0.00	0.00	0.00	0.00
Davon Drew	BAL	-	8	*	0.00	0.00	0.00	0.00	0.00	0.00
James Casey	HOU	-	7	*	0.00	0.00	0.00	0.00	0.00	0.00
Cornelius Ingram	PHI	-	8	*	0.00	0.00	0.00	0.00	0.00	0.00
John Nalbone	MIN	-	4	*	0.00	0.00	bye	0.00	0.00	0.00
John Phillips	DAL	X	4	*	0.00	0.00	bye	0.00	0.00	0.00
Jake O'Connell	KAN	-	4	*	0.00	0.00	bye	0.00	0.00	0.00
David Johnson	PIT	-	5	*	0.00	0.00	0.00	0.00	0.00	0.00
Shawn Nelson	BUF	S	6	*	0.00	0.00	0.00	0.00	0.00	0.00
Spencer Havner	DET	-	7	*	0.00	0.00	0.00	0.00	0.00	0.00
Kory Sperry	SDG	-	10	*	0.00	0.00	0.00	0.00	0.00	0.00
Garrett Graham	HOU	-	7	*	0.00	0.00	0.00	0.00	0.00	0.00
Clay Harbor	PHI	-	8	*	0.00	0.00	0.00	0.00	0.00	0.00
Andrew Quarless	GNB	-	10	*	0.00	0.00	0.00	0.00	0.00	0.00
Dennis Morris	STL	-	9	*	0.00	0.00	0.00	0.00	0.00	0.00
Anthony McCoy	SEA	-	5	*	0.00	0.00	0.00	0.00	0.00	0.00
Mickey Shuler	MIA	-	5	*	0.00	0.00	0.00	0.00	0.00	0.00
Dedrick Epps	MIA	-	5	*	0.00	0.00	0.00	0.00	0.00	0.00
Jameson Konz	SEA	X	5	*	0.00	0.00	0.00	0.00	0.00	0.00
Marquez Branson	DEN	-	9	*	0.00	0.00	0.00	0.00	0.00	0.00



# Harger Fantasy Football League

## Top Kicker Scoring

PLAYER	NFL	INJ	BYE	FA	TOTAL	AVG	4	3	2	1
Matt Bryant	ATL	-	8	*	39.00	9.75	10.00	9.00	11.00	9.00
Mike Nugent	CIN	-	6		39.00	9.75	8.00	9.00	15.00	7.00
Neil Rackers	HOU	-	7		36.00	9.00	7.00	7.00	12.00	10.00
Sebastian Janikowski	OAK	-	10	*	35.00	8.75	6.00	12.00	10.00	7.00
Matt Prater	DEN	-	9		34.00	8.50	14.00	7.00	7.00	6.00
Jeff Reed	PIT	-	5		33.00	8.25	2.00	8.00	13.00	10.00
Nick Folk	NYJ	-	7		32.00	8.00	8.00	7.00	8.00	9.00
Graham Gano	WAS	-	9	*	31.00	7.75	5.00	10.00	9.00	7.00
Josh Brown	STL	-	9	*	29.00	7.25	8.00	12.00	2.00	7.00
Rob Bironas	TEN	-	9		29.00	7.25	9.00	9.00	3.00	8.00
Stephen Gostkowski	NWE	-	5		29.00	7.25	11.00	8.00	2.00	8.00
Mason Crosby	GNB	-	10		29.00	7.25	4.00	5.00	10.00	10.00
Jason Hanson	DET	-	7	*	27.00	6.75	15.00	4.00	6.00	2.00
Adam Vinatieri	IND	-	7		27.00	6.75	4.00	9.00	8.00	6.00
Robbie Gould	CHI	-	8	*	27.00	6.75	3.00	8.00	9.00	7.00
Nate Kaeding	SDG	-	10		25.00	6.25	11.00	4.00	8.00	2.00
Josh Scobee	JAC	-	9	*	25.00	6.25	8.00	4.00	7.00	6.00
David Akers	PHI	-	8	*	23.00	5.75	6.00	4.00	5.00	8.00
Dan Carpenter	MIA	-	5	*	23.00	5.75	2.00	12.00	2.00	7.00
Olindo Mare	SEA	-	5	*	21.00	5.25	3.00	9.00	2.00	7.00
Phil Dawson	CLE	-	8	*	20.00	5.00	11.00	5.00	2.00	2.00
Rian Lindell	BUF	-	6	*	20.00	5.00	2.00	12.00	1.00	5.00
Connor Barth	TAM	-	4	*	20.00	6.67	bye	7.00	8.00	5.00
Ryan Succop	KAN	-	4	*	20.00	6.67	bye	7.00	10.00	3.00
Billy Cundiff	BAL	-	8	*	19.00	4.75	5.00	6.00	4.00	4.00
Lawrence Tynes	NYG	-	8		19.00	4.75	5.00	5.00	2.00	7.00
Garrett Hartley	NOR	-	10	*	19.00	4.75	0.00	6.00	11.00	2.00
David Buehler	DAL	-	4	*	18.00	6.00	bye	9.00	8.00	1.00
Jay Feely	ARI	-	6	*	17.00	4.25	5.00	6.00	1.00	5.00
Joe Nedney	SFO	-	9	*	15.00	3.75	2.00	5.00	2.00	6.00
John Kasay	CAR	-	6	*	15.00	3.75	2.00	1.00	1.00	11.00
Ryan Longwell	MIN	-	4		13.00	4.33	bye	6.00	4.00	3.00
John Carney	NOR	-	10	*	10.00	2.50	10.00	0.00	0.00	0.00
Matt Stover	IND	-	7	*	0.00	0.00	0.00	0.00	0.00	0.00
Kris Brown	HOU	X	7	*	0.00	0.00	0.00	0.00	0.00	0.00
Shayne Graham	BAL	-	8	*	0.00	0.00	0.00	0.00	0.00	0.00
Craig Hentrich	TEN	-	9	*	0.00	0.00	0.00	0.00	0.00	0.00
Aaron Elling	OAK	-	10	*	0.00	0.00	0.00	0.00	0.00	0.00
Dave Rayner	CIN	-	6	*	0.00	0.00	0.00	0.00	0.00	0.00
Paul Ernster	PIT	-	5	*	0.00	0.00	0.00	0.00	0.00	0.00
Shaun Suisham	STL	-	9	*	0.00	0.00	0.00	0.00	0.00	0.00
Nick Novak	SDG	-	10	*	0.00	0.00	0.00	0.00	0.00	0.00
Michael Koenen	ATL	-	8	*	0.00	0.00	0.00	0.00	0.00	0.00
Sam Koch	BAL	-	8	*	0.00	0.00	0.00	0.00	0.00	0.00
Tony Yelk	JAC	-	9	*	0.00	0.00	0.00	0.00	0.00	0.00
Justin Medlock	DET	-	7	*	0.00	0.00	0.00	0.00	0.00	0.00
Brandon Coutu	SEA	-	5	*	0.00	0.00	0.00	0.00	0.00	0.00
Steven Hauschka	DET	-	7	*	0.00	0.00	0.00	0.00	0.00	0.00
Sam Swank	NYG	-	8	*	0.00	0.00	0.00	0.00	0.00	0.00
Rhys Lloyd	CAR	-	6	*	0.00	0.00	0.00	0.00	0.00	0.00
Shane Andrus	SFO	-	9	*	0.00	0.00	0.00	0.00	0.00	0.00
Ricky Schmitt	TEN	-	9	*	0.00	0.00	0.00	0.00	0.00	0.00
Connor Hughes	DAL	-	4	*	0.00	0.00	bye	0.00	0.00	0.00
Brett Swenson	IND	X	7	*	0.00	0.00	0.00	0.00	0.00	0.00
Garrett Lindholm	ATL	-	8	*	0.00	0.00	0.00	0.00	0.00	0.00
Hunter Lawrence	TAM	-	4	*	0.00	0.00	bye	0.00	0.00	0.00
Todd Carter	CAR	-	6	*	0.00	0.00	0.00	0.00	0.00	0.00





# Harger Fantasy Football League

## Top Defense / Sp Teams Scoring


PLAYER	NFL	INJ	BYE	FA	TOTAL	AVG	4	3	2	1
New England Patriots	NWE	-	5		45.00	11.25	24.00	3.00	3.00	15.00
Seattle Seahawks	SEA	-	5		41.00	10.25	5.00	21.00	1.00	14.00
Pittsburgh Steelers	PIT	-	5		36.00	9.00	3.00	12.00	17.00	4.00
San Diego Chargers	SDG	-	10	*	33.00	8.25	18.00	6.00	8.00	1.00
Green Bay Packers	GNB	-	10		32.00	8.00	12.00	4.00	9.00	7.00
New York Giants	NYG	-	8		32.00	8.00	20.00	1.00	2.00	9.00
Tennessee Titans	TEN	-	9		31.00	7.75	13.00	7.00	5.00	6.00
Arizona Cardinals	ARI	-	6	*	26.00	6.50	8.00	10.00	2.00	6.00
Philadelphia Eagles	PHI	-	8		26.00	6.50	2.00	15.00	4.00	5.00
St. Louis Rams	STL	-	9	*	26.00	6.50	13.00	3.00	4.00	6.00
Detroit Lions	DET	-	7	*	24.00	6.00	6.00	5.00	5.00	8.00
Kansas City Chiefs	KAN	-	4		24.00	8.00	bye	6.00	9.00	9.00
Washington Redskins	WAS	-	9	*	23.00	5.75	3.00	3.00	6.00	11.00
Atlanta Falcons	ATL	-	8		21.00	5.25	4.00	5.00	8.00	4.00
Chicago Bears	CHI	-	8		21.00	5.25	5.00	8.00	3.00	5.00
Miami Dolphins	MIA	-	5		21.00	5.25	3.00	0.00	13.00	5.00
Indianapolis Colts	IND	-	7	*	19.00	4.75	0.00	3.00	13.00	3.00
New York Jets	NYJ	-	7		17.00	4.25	5.00	3.00	4.00	5.00
New Orleans Saints	NOR	-	10	*	16.00	4.00	4.00	3.00	6.00	3.00
San Francisco 49ers	SFO	-	9	*	16.00	4.00	11.00	1.00	2.00	2.00
Cincinnati Bengals	CIN	-	6		15.00	3.75	2.00	8.00	5.00	0.00
Dallas Cowboys	DAL	-	4		15.00	5.00	bye	7.00	7.00	1.00
Jacksonville Jaguars	JAC	-	9	*	15.00	3.75	3.00	3.00	4.00	5.00
Tampa Bay Buccaneers	TAM	-	4	*	15.00	5.00	bye	2.00	10.00	3.00
Cleveland Browns	CLE	-	8	*	14.00	3.50	6.00	0.00	3.00	5.00
Houston Texans	HOU	-	7	*	13.00	3.25	7.00	0.00	3.00	3.00
Carolina Panthers	CAR	-	6	*	12.00	3.00	4.00	3.00	0.00	5.00
Oakland Raiders	OAK	-	10	*	12.00	3.00	0.00	5.00	4.00	3.00
Buffalo Bills	BUF	-	6	*	11.00	2.75	0.00	8.00	0.00	3.00
Baltimore Ravens	BAL	-	8		10.00	2.50	3.00	2.00	1.00	4.00
Denver Broncos	DEN	-	9	*	10.00	2.50	4.00	0.00	5.00	1.00
Minnesota Vikings	MIN	-	4	*	9.00	3.00	bye	4.00	4.00	1.00

# HARGER FANTASY FOOTBALL LEAGUE 2010

## Week 3 – Head to Head



Doomsday II  
Owner: Tom Harger



JJammin-On-The-One  
Owner: A.J. Harger

VS

19.72	<a href="#">Matt Ryan</a>	ATL	QB	ATL 27 NOR 24	<b>FINAL</b>
	19-30, 228 yds passing (2 TDs) 6 carries, 26 yds rushing				
8.90	<a href="#">Maurice Jones-Drew</a>	JAC	RB	PHI 28 JAC 3	<b>FINAL</b>
	22 carries, 88 yds rushing 2 catches, 1 yds receiving				
9.10	<a href="#">Pierre Thomas</a>	NOR	RB	ATL 27 NOR 24	<b>FINAL</b>
	9 carries, 30 yds rushing 6 catches, 61 yds receiving				
7.80	<a href="#">Greg Jennings</a>	GNB	WR	GNB 17 CHI 20	<b>FINAL</b>
	2 catches, 18 yds receiving (1 TDs)				
19.00	<a href="#">Tony Gonzalez</a>	ATL	TE	ATL 27 NOR 24	<b>FINAL</b>
	8 catches, 110 yds receiving (1 TDs)				
2.20	<a href="#">Vernon Davis</a>	SFO	TE	SFO 10 KAN 31	<b>FINAL</b>
	3 catches, 22 yds receiving				
9.00	<a href="#">Adam Vinatieri</a>	IND	K	IND 27 DEN 13	<b>FINAL</b>
	2 FGs (38,33), 3 PATs				
2.00	<a href="#">Baltimore Ravens</a>	BAL	D/ST	CLE 17 BAL 24	<b>FINAL</b>
	50 tackles, 20 assists, 3 passes defensed, 2.0 sacks				
77.72					

### SCORING:

- Matt Ryan 13 yd TD pass to Tony Gonzalez (4.00 pts)
- Matt Ryan 22 yd TD pass to Roddy White (4.00 pts)
- Greg Jennings 7 yd TD pass from Aaron Rodgers (6.00 pts)
- Tony Gonzalez 13 yd TD pass from Matt Ryan (8.00 pts)
- Adam Vinatieri 38 yd FG (3.00 pts)
- Adam Vinatieri 33 yd FG (3.00 pts)
- Adam Vinatieri PAT (1.00 pts)
- Adam Vinatieri PAT (1.00 pts)
- Adam Vinatieri PAT (1.00 pts)

### GAME TOTAL BONUSES:

- Matt Ryan 228 yards passing (9.12 pts)
- Matt Ryan 26 combined rushing and receiving yds (2.60 pts)
- Maurice Jones-Drew 89 combined rushing and receiving yds (8.90 pts)
- Pierre Thomas 91 combined rushing and receiving yds (9.10 pts)
- Greg Jennings 18 combined rushing and receiving yds (1.80 pts)

12.30	<a href="#">Matt Hasselbeck</a>	SEA	QB	SDG 20 SEA 27	<b>FINAL</b>
	19-32, 220 yds passing (1 TDs), 1 INTs 3 carries, 5 yds rushing				
14.80	<a href="#">LaDainian Tomlinson</a>	NYJ	RB	NYJ 31 MIA 23	<b>FINAL</b>
	15 carries, 70 yds rushing (1 TDs) 3 catches, 18 yds receiving				
18.50	<a href="#">Michael Turner</a>	ATL	RB	ATL 27 NOR 24	<b>FINAL</b>
	30 carries, 114 yds rushing (1 TDs) 2 catches, 11 yds receiving				
12.90	<a href="#">Roddy White</a>	ATL	WR	ATL 27 NOR 24	<b>FINAL</b>
	5 catches, 69 yds receiving (1 TDs)				
29.10	<a href="#">Austin Collie</a>	IND	WR	IND 27 DEN 13	<b>FINAL</b>
	12 catches, 171 yds receiving (2 TDs)				
4.40	<a href="#">Dallas Clark</a>	IND	TE	IND 27 DEN 13	<b>FINAL</b>
	5 catches, 44 yds receiving				
8.00	<a href="#">Stephen Gostkowski</a>	NWE	K	BUF 30 NWE 38	<b>FINAL</b>
	1 FG (43), 5 PATs				
3.00	<a href="#">New England Patriots</a>	NWE	D/ST	BUF 30 NWE 38	<b>FINAL</b>
	46 tackles, 18 assists, 2 passes defensed, 1.0 sack, 2 INT				
103.00					

### SCORING:

- Matt Hasselbeck 9 yd TD pass to John Carlson (4.00 pts)
- LaDainian Tomlinson 1 yd rushing TD (6.00 pts)
- Michael Turner 1 yd rushing TD (6.00 pts)
- Roddy White 22 yd TD pass from Matt Ryan (6.00 pts)
- Austin Collie 5 yd TD pass from Peyton Manning (6.00 pts)
- Austin Collie 23 yd TD pass from Peyton Manning (6.00 pts)
- Stephen Gostkowski PAT (1.00 pts)
- Stephen Gostkowski PAT (1.00 pts)
- Stephen Gostkowski 43 yd FG (3.00 pts)
- Stephen Gostkowski PAT (1.00 pts)
- Stephen Gostkowski PAT (1.00 pts)
- Stephen Gostkowski PAT (1.00 pts)

### GAME TOTAL BONUSES:

- Matt Hasselbeck 220 yards passing (8.80 pts)
- Matt Hasselbeck 5 combined rushing and receiving yds (0.50 pts)
- LaDainian Tomlinson 88 combined rushing and receiving yds (8.80 pts)
- Michael Turner 125 combined rushing and receiving yds (12.50 pts)

# HARGER FANTASY FOOTBALL LEAGUE 2010

## Week 3 – Head to Head

Tony Gonzalez 110 combined rushing and receiving yds (11.00 pts)

Vernon Davis 22 combined rushing and receiving yds (2.20 pts)

Baltimore Ravens 2.0 sacks (2.00 pts)

Roddy White 69 combined rushing and receiving yds (6.90 pts)

Austin Collie 171 combined rushing and receiving yds (17.10 pts)

Dallas Clark 44 combined rushing and receiving yds (4.40 pts)

New England Patriots 1.0 sack (1.00 pts)

New England Patriots 2 interceptions (2.00 pts)

### DEDUCTIONS:

None.

### BENCH:

0.00 Kevin Kolb, QB

6.40 DeAngelo Williams, RB

18.20 Darren McFadden, RB

8.10 Jonathan Stewart, RB

0.60 Chris Chambers, WR

9.60 Johnny Knox, WR

1.10 Stephen Williams, WR

7.00 Matt Prater, K

### DEDUCTIONS:

Matt Hasselbeck 1 interception (-1.00 pts)

### BENCH:

10.04 Brett Favre, QB

2.80 Ricky Williams, RB

6.40 Laurence Maroney, RB

7.00 Jason Snelling, RB

0.80 Fred Jackson, RB

0.00 Knowshon Moreno, RB

10.30 Steve Smith, WR

10.50 Steve Breaston, WR

---

# HARGER FANTASY FOOTBALL LEAGUE 2010

## Week 3 – Head to Head



The General  
Owner: Matthew Harger

NO Mercy  
Owner: Phillip Harger

VS



<a href="#">Tom Brady</a>	NWE	QB	BUF 30 NWE 38	<b>FINAL</b>
22.68	21-27, 252 yds passing (3 TDs) 4 carries, 6 yds rushing			
<a href="#">Clinton Portis</a>	WAS	RB	WAS 16 STL 30	<b>FINAL</b>
5.80	7 carries, 44 yds rushing 1 catch, 14 yds receiving			
<a href="#">Frank Gore</a>	SFO	RB	SFO 10 KAN 31	<b>FINAL</b>
14.50	15 carries, 43 yds rushing 9 catches, 102 yds receiving			
<a href="#">Reggie Wayne</a>	IND	WR	IND 27 DEN 13	<b>FINAL</b>
6.50	4 catches, 65 yds receiving			
<a href="#">Larry Fitzgerald</a>	ARI	WR	OAK 23 ARI 24	<b>FINAL</b>
8.60	2 catches, 26 yds receiving (1 TDs)			
<a href="#">Jermichael Finley</a>	GNB	TE	GNB 17 CHI 20	<b>FINAL</b>
11.50	9 catches, 115 yds receiving			
<a href="#">Garrett Hartley</a>	NOR	K	ATL 27 NOR 24	<b>FINAL</b>
6.00	1 FG (32), 1 missed FG (29), 3 PATs			
<a href="#">Pittsburgh Steelers</a>	PIT	D/ST	PIT 38 TAM 13	<b>FINAL</b>
12.00	1 TD, 53 tackles, 8 assists, 5 passes defended, 4.0 sacks, 1 INT, 1 FF, 1 FR			
87.58				

<a href="#">Philip Rivers</a>	SDG	QB	SDG 20 SEA 27	<b>FINAL</b>
26.40	29-53, 455 yds passing (2 TDs) (1 2XPs), 2 INTs 1 carry, 2 yds rushing			
<a href="#">Chris Johnson</a>	TEN	RB	TEN 29 NYG 10	<b>FINAL</b>
24.50	32 carries, 125 yds rushing (2 TDs)			
<a href="#">Santana Moss</a>	WAS	WR	WAS 16 STL 30	<b>FINAL</b>
17.40	1 fumble(s) 6 catches, 124 yds receiving (1 TDs), 1 tackle			
<a href="#">Wes Welker</a>	NWE	WR	BUF 30 NWE 38	<b>FINAL</b>
4.50	4 catches, 45 yds receiving			
<a href="#">Miles Austin</a>	DAL	WR	DAL 27 HOU 13	<b>FINAL</b>
2.00	2 catches, 20 yds receiving			
<a href="#">Calvin Johnson</a>	DET	WR	DET 10 MIN 24	<b>FINAL</b>
5.80	1 carry, 2 yds rushing 6 catches, 56 yds receiving			
<a href="#">Neil Rackers</a>	HOU	K	DAL 27 HOU 13	<b>FINAL</b>
7.00	2 FGs (24,30), 1 PAT			
<a href="#">New York Giants</a>	NYG	D/ST	TEN 29 NYG 10	<b>FINAL</b>
1.00	51 tackles, 17 assists, 1 pass defended, 1.0 sack			
88.60				

### SCORING:

Tom Brady 7 yd TD pass to Randy Moss (4.00 pts)  
 Tom Brady 35 yd TD pass to Randy Moss (4.00 pts)  
 Tom Brady 5 yd TD pass to Rob Gronkowski (4.00 pts)  
 Larry Fitzgerald 8 yd TD pass from Derek Anderson (6.00 pts)  
 Garrett Hartley PAT (1.00 pts)  
 Garrett Hartley PAT (1.00 pts)  
 Garrett Hartley PAT (1.00 pts)  
 Garrett Hartley 32 yd FG (3.00 pts)  
 Pittsburgh Steelers 79 yd interception return TD (6.00 pts)

### GAME TOTAL BONUSSES:

Tom Brady 252 yards passing (10.08 pts)  
 Tom Brady 6 combined rushing and receiving yds (0.60 pts)  
 Clinton Portis 58 combined rushing and receiving yds (5.80 pts)  
 Frank Gore 145 combined rushing and receiving yds (14.50 pts)  
 Reggie Wayne 65 combined rushing and receiving yds (6.50 pts)

### SCORING:

Philip Rivers 3 yd TD pass to Malcom Floyd (4.00 pts)  
 Philip Rivers 2XP pass to Legedu Naanee (2.00 pts)  
 Philip Rivers 12 yd TD pass to Antonio Gates (4.00 pts)  
 Chris Johnson 1 yd rushing TD (6.00 pts)  
 Chris Johnson 8 yd rushing TD (6.00 pts)  
 Santana Moss 21 yd TD pass from Donovan McNabb (6.00 pts)  
 Neil Rackers 24 yd FG (3.00 pts)  
 Neil Rackers 30 yd FG (3.00 pts)  
 Neil Rackers PAT (1.00 pts)

### GAME TOTAL BONUSSES:

Philip Rivers 455 yards passing (18.20 pts)  
 Philip Rivers 2 combined rushing and receiving yds (0.20 pts)  
 Chris Johnson 125 combined rushing and receiving yds (12.50 pts)  
 Santana Moss 124 combined rushing and receiving yds (12.40 pts)  
 Wes Welker 45 combined rushing and receiving yds (4.50 pts)

# HARGER FANTASY FOOTBALL LEAGUE 2010

## Week 3 – Head to Head

Larry Fitzgerald 26 combined rushing and receiving yds (2.60 pts)  
Jermichael Finley 115 combined rushing and receiving yds (11.50 pts)  
Pittsburgh Steelers 4.0 sacks (4.00 pts)  
Pittsburgh Steelers 1 interception (1.00 pts)  
Pittsburgh Steelers 1 fumble recovered (1.00 pts)

### DEDUCTIONS:

None.

### BENCH:

14.94 Donovan McNabb, QB  
4.60 Carnell Williams, RB  
0.00 Reggie Bush, RB  
3.00 Derrick Mason, WR  
2.20 Steve Smith, WR  
5.60 Hakeem Nicks, WR  
7.00 Nick Folk, K  
0.00 Miami Dolphins, D/ST

Miles Austin 20 combined rushing and receiving yds (2.00 pts)  
Calvin Johnson 58 combined rushing and receiving yds (5.80 pts)  
New York Giants 1.0 sack (1.00 pts)

### DEDUCTIONS:

Philip Rivers 2 interceptions (-2.00 pts)  
Santana Moss 1 fumble lost (-1.00 pts)

### BENCH:

7.86 Josh Freeman, QB  
8.60 Marshawn Lynch, RB  
3.90 Brandon Jackson, RB  
3.60 Shonn Greene, RB  
3.00 Javon Ringer, RB  
15.70 Malcom Floyd, WR  
2.70 Owen Daniels, TE  
6.00 Ryan Longwell, K

# HARGER FANTASY FOOTBALL LEAGUE 2010

## Week 3 – Head to Head



The Feds  
Owner: Paul Harger



Pigskin Princess  
Owner: Leah Harger

VS

	<a href="#">Joe Flacco</a>	BAL	QB	CLE 17		
22.48	22-31, 262 yds passing (3 TDs) 4 carries, -4 yds rushing			BAL 24	<b>FINAL</b>	
	<a href="#">Steven Jackson</a>	STL	RB	WAS 16		
12.40	10 carries, 58 yds rushing (1 TDs) 1 catch, 6 yds receiving			STL 30	<b>FINAL</b>	
	<a href="#">Ray Rice</a>	BAL	RB	CLE 17		
9.60	15 carries, 80 yds rushing 4 catches, 16 yds receiving			BAL 24	<b>FINAL</b>	
	<a href="#">Kevin Walter</a>	HOU	WR	DAL 27		
9.40	3 catches, 34 yds receiving (1 TDs), 1 tackle			HOU 13	<b>FINAL</b>	
	<a href="#">Marques Colston</a>	NOR	WR	ATL 27		
2.50	4 catches, 25 yds receiving			NOR 24	<b>FINAL</b>	
	<a href="#">DeSean Jackson</a>	PHI	WR	PHI 28		
22.10	1 carry, 8 yds rushing 5 catches, 153 yds receiving (1 TDs)			JAC 3	<b>FINAL</b>	
	<a href="#">Lawrence Tynes</a>	NYG	K	TEN 29		
5.00	1 FG (50), 2 missed FGs (53,44), 1 PAT			NYG 10	<b>FINAL</b>	
	<a href="#">Philadelphia Eagles</a>	PHI	D/ST	PHI 28		
15.00	57 tackles, 2 assists, 8 passes defended, 7.0 sacks, 1 INT			JAC 3	<b>FINAL</b>	
98.48						

### SCORING:

- Joe Flacco 8 yd TD pass to Anquan Boldin (4.00 pts)
- Joe Flacco 12 yd TD pass to Anquan Boldin (4.00 pts)
- Joe Flacco 27 yd TD pass to Anquan Boldin (4.00 pts)
- Steven Jackson 42 yd rushing TD (6.00 pts)
- Kevin Walter 7 yd TD pass from Matt Schaub (6.00 pts)
- DeSean Jackson 61 yd TD pass from Michael Vick (6.00 pts)
- Lawrence Tynes 50 yd FG (4.00 pts)
- Lawrence Tynes PAT (1.00 pts)

### GAME TOTAL BONUSES:

- Joe Flacco 262 yards passing (10.48 pts)
- Steven Jackson 64 combined rushing and receiving yds (6.40 pts)
- Ray Rice 96 combined rushing and receiving yds (9.60 pts)
- Kevin Walter 34 combined rushing and receiving yds (3.40 pts)
- Marques Colston 25 combined rushing and receiving yds (2.50 pts)
- DeSean Jackson 161 combined rushing and receiving yds (16.10 pts)
- Philadelphia Eagles 7.0 sacks (7.00 pts)
- Philadelphia Eagles 3 total points allowed (7.00 pts)

11.64	<a href="#">Matt Schaub</a>	HOU	QB	DAL 27		
	23-32, 241 yds passing (1 TDs), 2 INTs			HOU 13	<b>FINAL</b>	
20.30	<a href="#">Rashard Mendenhall</a>	PIT	RB	PIT 38		
	19 carries, 143 yds rushing (1 TDs)			TAM 13	<b>FINAL</b>	
	<a href="#">Matt Forte</a>	CHI	RB	GNB 17		
4.30	11 carries, 29 yds rushing 2 catches, 14 yds receiving			CHI 20	<b>FINAL</b>	
	<a href="#">Donald Driver</a>	GNB	WR	GNB 17		
6.10	9 catches, 61 yds receiving, 1 tackle			CHI 20	<b>FINAL</b>	
	<a href="#">Chad Ochocinco</a>	CIN	WR	CIN 20		
3.40	4 catches, 34 yds receiving, 1 tackle			CAR 7	<b>FINAL</b>	
	<a href="#">Andre Johnson</a>	HOU	WR	DAL 27		
6.40	4 catches, 64 yds receiving, 1 tackle			HOU 13	<b>FINAL</b>	
	<a href="#">Rob Bironas</a>	TEN	K	TEN 29		
9.00	2 FGs (48,22), 3 PATs			NYG 10	<b>FINAL</b>	
	<a href="#">Chicago Bears</a>	CHI	D/ST	GNB 17		
8.00	1 TD, 52 tackles, 4 assists, 4 passes defended, 1 INT, 1 FF, 1 FR			CHI 20	<b>FINAL</b>	
69.14						

### SCORING:

- Matt Schaub 7 yd TD pass to Kevin Walter (4.00 pts)
- Rashard Mendenhall 3 yd rushing TD (6.00 pts)
- Rob Bironas 48 yd FG (3.00 pts)
- Rob Bironas PAT (1.00 pts)
- Rob Bironas PAT (1.00 pts)
- Rob Bironas 22 yd FG (3.00 pts)
- Rob Bironas PAT (1.00 pts)
- Chicago Bears 62 yd punt return TD (6.00 pts)

### GAME TOTAL BONUSES:

- Matt Schaub 241 yards passing (9.64 pts)
- Rashard Mendenhall 143 combined rushing and receiving yds (14.30 pts)
- Matt Forte 43 combined rushing and receiving yds (4.30 pts)
- Donald Driver 61 combined rushing and receiving yds (6.10 pts)
- Chad Ochocinco 34 combined rushing and receiving yds (3.40 pts)
- Andre Johnson 64 combined rushing and receiving yds (6.40 pts)
- Chicago Bears 1 interception (1.00 pts)

# HARGER FANTASY FOOTBALL LEAGUE 2010

## Week 3 – Head to Head

Philadelphia Eagles 1 interception (1.00 pts)

**DEDUCTIONS:**

None.

**BENCH:**

9.40 Justin Forsett, RB  
7.50 Chris Wells, RB  
4.20 Terrell Owens, WR  
9.20 Hines Ward, WR  
8.50 Mark Clayton, WR  
0.00 Pierre Garcon, WR  
4.30 Demaryius Thomas, WR  
4.50 Mike Williams, WR

Chicago Bears 1 fumble recovered (1.00 pts)

**DEDUCTIONS:**

Matt Schaub 2 interceptions (-2.00 pts)

**BENCH:**

6.40 David Garrard, QB  
0.90 Chester Taylor, RB  
5.30 Ronnie Brown, RB  
12.00 Marion Barber, RB  
16.80 Ahmad Bradshaw, RB  
5.40 Lee Evans, WR  
14.70 Braylon Edwards, WR  
0.00 Devin Aromashodu, WR

---

# HARGER FANTASY FOOTBALL LEAGUE 2010

## Week 3 – Head to Head



The Mighty Warriors  
Owner: Mark Harger

Big Sexy  
Owner: Robin Lucas



VS

<a href="#">Jay Cutler</a>	CHI	QB	GNB 17		
15.54			CHI 20	<b>FINAL</b>	
16-27, 221 yds passing (1 TDs), 1 INTs 3 carries, 37 yds rushing					
<a href="#">Adrian Peterson</a>	MIN	RB	DET 10		
31.00			MIN 24	<b>FINAL</b>	
23 carries, 160 yds rushing (2 TDs) 5 catches, 30 yds receiving, 1 tackle					
<a href="#">Arian Foster</a>	HOU	RB	DAL 27		
11.60			HOU 13	<b>FINAL</b>	
17 carries, 106 yds rushing, 1 fumble(s) 4 catches, 20 yds receiving					
<a href="#">Devin Hester</a>	CHI	WR	GNB 17		
7.60			CHI 20	<b>FINAL</b>	
1 catch, 16 yds receiving 1 TD					
<a href="#">Dez Bryant</a>	DAL	WR	DAL 27		
5.00			HOU 13	<b>FINAL</b>	
4 catches, 50 yds receiving					
<a href="#">Antonio Gates</a>	SDG	TE	SDG 20		
18.90			SEA 27	<b>FINAL</b>	
7 catches, 109 yds receiving (1 TDs)					
<a href="#">Mason Crosby</a>	GNB	K	GNB 17		
5.00			CHI 20	<b>FINAL</b>	
1 FG (38), 1 missed FG (37), 2 PATs					
<a href="#">Minnesota Vikings</a>	MIN	D/ST	DET 10		
4.00			MIN 24	<b>FINAL</b>	
50 tackles, 11 assists, 6 passes defended, 1.0 sack, 2 INT, 1 FR					
98.64					

SCORING:

- Jay Cutler 9 yd TD pass to Greg Olsen (4.00 pts)
- Adrian Peterson 6 yd rushing TD (6.00 pts)
- Adrian Peterson 80 yd rushing TD (6.00 pts)
- Devin Hester 62 yd punt return TD (6.00 pts)
- Antonio Gates 12 yd TD pass from Philip Rivers (8.00 pts)
- Mason Crosby PAT (1.00 pts)
- Mason Crosby 38 yd FG (3.00 pts)
- Mason Crosby PAT (1.00 pts)

GAME TOTAL BONUSSES:

- Jay Cutler 221 yards passing (8.84 pts)

<a href="#">Peyton Manning</a>	IND	QB	IND 27		
25.00			DEN 13	<b>FINAL</b>	
27-43, 325 yds passing (3 TDs) 2 carries, -1 yds rushing					
<a href="#">Brandon Jacobs</a>	NYG	RB	TEN 29		
1.80			NYG 10	<b>FINAL</b>	
4 carries, 17 yds rushing 1 catch, 1 yds receiving					
<a href="#">LeSean McCoy</a>	PHI	RB	PHI 28		
6.10			JAC 3	<b>FINAL</b>	
11 carries, 54 yds rushing 2 catches, 7 yds receiving					
<a href="#">Legedu Naanee</a>	SDG	WR	SDG 20		
6.10			SEA 27	<b>FINAL</b>	
2 carries, -2 yds rushing, 1 fumble(s) 4 catches, 53 yds receiving (1 2XPs)					
<a href="#">Jeremy Maclin</a>	PHI	WR	PHI 28		
20.30			JAC 3	<b>FINAL</b>	
4 catches, 83 yds receiving (2 TDs)					
<a href="#">Chris Cooley</a>	WAS	TE	WAS 16		
5.30			STL 30	<b>FINAL</b>	
5 catches, 53 yds receiving					
<a href="#">Jeff Reed</a>	PIT	K	PIT 38		
8.00			TAM 13	<b>FINAL</b>	
1 FG (24), 5 PATs					
<a href="#">Green Bay Packers</a>	GNB	D/ST	GNB 17		
4.00			CHI 20	<b>FINAL</b>	
40 tackles, 1 assist, 3 passes defended, 3.0 sacks, 1 INT, 1 FF					
76.60					

SCORING:

- Peyton Manning 5 yd TD pass to Austin Collie (4.00 pts)
- Peyton Manning 9 yd TD pass to Blair White (4.00 pts)
- Peyton Manning 23 yd TD pass to Austin Collie (4.00 pts)
- Legedu Naanee 2XP pass from Philip Rivers (2.00 pts)
- Jeremy Maclin 16 yd TD pass from Michael Vick (6.00 pts)
- Jeremy Maclin 45 yd TD pass from Michael Vick (6.00 pts)
- Jeff Reed PAT (1.00 pts)
- Jeff Reed PAT (1.00 pts)
- Jeff Reed PAT (1.00 pts)
- Jeff Reed PAT (1.00 pts)
- Jeff Reed 24 yd FG (3.00 pts)
- Jeff Reed PAT (1.00 pts)

GAME TOTAL BONUSSES:

- Peyton Manning 325 yards passing (13.00 pts)



# HARGER FANTASY FOOTBALL LEAGUE 2010

## Week 3 – Head to Head

Jay Cutler 37 combined rushing and receiving yds (3.70 pts)  
Adrian Peterson 190 combined rushing and receiving yds (19.00 pts)  
Arian Foster 126 combined rushing and receiving yds (12.60 pts)  
Devin Hester 16 combined rushing and receiving yds (1.60 pts)  
Dez Bryant 50 combined rushing and receiving yds (5.00 pts)  
Antonio Gates 109 combined rushing and receiving yds (10.90 pts)  
Minnesota Vikings 1.0 sack (1.00 pts)  
Minnesota Vikings 2 interceptions (2.00 pts)  
Minnesota Vikings 1 fumble recovered (1.00 pts)

### DEDUCTIONS:

Jay Cutler 1 interception (-1.00 pts)  
Arian Foster 1 fumble lost (-1.00 pts)

### BENCH:

32.64 Michael Vick, QB  
19.36 Tony Romo, QB  
24.00 Peyton Hillis, RB  
16.40 BenJarvus Green-Ellis, RB  
7.80 Mario Manningham, WR  
11.90 Louis Murphy, WR  
25.80 Dustin Keller, TE  
7.00 Tennessee Titans, D/ST

Brandon Jacobs 18 combined rushing and receiving yds (1.80 pts)  
LeSean McCoy 61 combined rushing and receiving yds (6.10 pts)  
Legedu Naanee 51 combined rushing and receiving yds (5.10 pts)  
Jeremy Maclin 83 combined rushing and receiving yds (8.30 pts)  
Chris Cooley 53 combined rushing and receiving yds (5.30 pts)  
Green Bay Packers 3.0 sacks (3.00 pts)  
Green Bay Packers 1 interception (1.00 pts)

### DEDUCTIONS:

Legedu Naanee 1 fumble lost (-1.00 pts)

### BENCH:

21.62 Chad Henne, QB  
15.60 Thomas Jones, RB  
4.30 Felix Jones, RB  
7.80 Joshua Cribbs, WR  
22.90 Brandon Marshall, WR  
3.40 Mike Sims-Walker, WR  
21.90 Mike Wallace, WR  
8.00 Cincinnati Bengals, D/ST

---

# HARGER FANTASY FOOTBALL LEAGUE 2010

## Week 3 – Head to Head



The Columbus Knights  
Owner: Jamie Johnston



Roughriders  
Owner: Bryan Ferryman

VS

23.64	<a href="#">Aaron Rodgers</a>	GNB	QB	GNB 17 CHI 20	<b>FINAL</b>	24.60	<a href="#">Drew Brees</a>	NOR	QB	ATL 27 NOR 24	<b>FINAL</b>
	34-45, 316 yds passing (1 TDs), 1 INTs 2 carries, 20 yds rushing (1 TDs)						30-38, 365 yds passing (3 TDs), 2 INTs				
	<a href="#">Cedric Benson</a>	CIN	RB	CIN 20 CAR 7	<b>FINAL</b>	8.00	<a href="#">Mike Tolbert</a>	SDG	RB	SDG 20 SEA 27	<b>FINAL</b>
21.00	27 carries, 81 yds rushing (1 TDs) 2 catches, 9 yds receiving (1 TDs)						17 carries, 73 yds rushing, 1 fumble(s) 3 catches, 17 yds receiving, 2 tackles				
	<a href="#">Joseph Addai</a>	IND	RB	IND 27 DEN 13	<b>FINAL</b>	3.90	<a href="#">Jahvid Best</a>	DET	RB	DET 10 MIN 24	<b>FINAL</b>
3.90	13 carries, 29 yds rushing 2 catches, 10 yds receiving						7 carries, 26 yds rushing 2 catches, 13 yds receiving				
	<a href="#">Randy Moss</a>	NWE	WR	BUF 30 NWE 38	<b>FINAL</b>	32.20	<a href="#">Anquan Boldin</a>	BAL	WR	CLE 17 BAL 24	<b>FINAL</b>
16.20	2 catches, 42 yds receiving (2 TDs), 1 tackle						1-1, -6 yds passing 8 catches, 142 yds receiving (3 TDs)				
	<a href="#">Roy Williams</a>	DAL	WR	DAL 27 HOU 13	<b>FINAL</b>	2.30	<a href="#">Eddie Royal</a>	DEN	WR	IND 27 DEN 13	<b>FINAL</b>
23.70	5 catches, 117 yds receiving (2 TDs)						4 catches, 23 yds receiving				
	<a href="#">Jerricho Cotchery</a>	NYJ	WR	NYJ 31 MIA 23	<b>FINAL</b>	0.70	<a href="#">Visanthe Shiancoe</a>	MIN	TE	DET 10 MIN 24	<b>FINAL</b>
2.00	2 catches, 20 yds receiving						1 catch, 7 yds receiving				
	<a href="#">Nate Kaeding</a>	SDG	K	SDG 20 SEA 27	<b>FINAL</b>	9.00	<a href="#">Mike Nugent</a>	CIN	K	CIN 20 CAR 7	<b>FINAL</b>
4.00	1 FG (29), 1 PAT						2 FGs (33,50), 2 PATs				
	<a href="#">New York Jets</a>	NYJ	D/ST	NYJ 31 MIA 23	<b>FINAL</b>	3.00	<a href="#">New Orleans Saints</a>	NOR	D/ST	ATL 27 NOR 24	<b>FINAL</b>
3.00	51 tackles, 9 assists, 5 passes defended, 2.0 sacks, 1 INT, 1 FF						70 tackles, 28 assists, 4 passes defended, 2.0 sacks, 1 FR				
97.44							83.70				

### SCORING:

Aaron Rodgers 7 yd TD pass to Greg Jennings (4.00 pts)  
 Aaron Rodgers 3 yd rushing TD (6.00 pts)  
 Cedric Benson 1 yd rushing TD (6.00 pts)  
 Cedric Benson 7 yd TD pass from Carson Palmer (6.00 pts)  
 Randy Moss 7 yd TD pass from Tom Brady (6.00 pts)  
 Randy Moss 35 yd TD pass from Tom Brady (6.00 pts)  
 Roy Williams 15 yd TD pass from Tony Romo (6.00 pts)  
 Roy Williams 63 yd TD pass from Tony Romo (6.00 pts)  
 Nate Kaeding PAT (1.00 pts)  
 Nate Kaeding 29 yd FG (3.00 pts)

### GAME TOTAL BONUSSES:

Aaron Rodgers 316 yards passing (12.64 pts)  
 Aaron Rodgers 20 combined rushing and receiving yds (2.00 pts)  
 Cedric Benson 90 combined rushing and receiving yds (9.00 pts)  
 Joseph Addai 39 combined rushing and receiving yds (3.90 pts)  
 Randy Moss 42 combined rushing and receiving yds (4.20 pts)  
 Roy Williams 117 combined rushing and receiving yds (11.70 pts)  
 Jerricho Cotchery 20 combined rushing and receiving yds (2.00 pts)

### SCORING:

Drew Brees 2 yd TD pass to Jeremy Shockey (4.00 pts)  
 Drew Brees 80 yd TD pass to Lance Moore (4.00 pts)  
 Drew Brees 16 yd TD pass to Lance Moore (4.00 pts)  
 Anquan Boldin 8 yd TD pass from Joe Flacco (6.00 pts)  
 Anquan Boldin 12 yd TD pass from Joe Flacco (6.00 pts)  
 Anquan Boldin 27 yd TD pass from Joe Flacco (6.00 pts)  
 Mike Nugent PAT (1.00 pts)  
 Mike Nugent 33 yd FG (3.00 pts)  
 Mike Nugent 50 yd FG (4.00 pts)  
 Mike Nugent PAT (1.00 pts)

### GAME TOTAL BONUSSES:

Drew Brees 365 yards passing (14.60 pts)  
 Mike Tolbert 90 combined rushing and receiving yds (9.00 pts)  
 Jahvid Best 39 combined rushing and receiving yds (3.90 pts)  
 Anquan Boldin 142 combined rushing and receiving yds (14.20 pts)  
 Eddie Royal 23 combined rushing and receiving yds (2.30 pts)  
 Visanthe Shiancoe 7 combined rushing and receiving yds (0.70 pts)  
 New Orleans Saints 2.0 sacks (2.00 pts)

# HARGER FANTASY FOOTBALL LEAGUE 2010

## Week 3 – Head to Head

New York Jets 2.0 sacks (2.00 pts)

New York Jets 1 interception (1.00 pts)

### DEDUCTIONS:

Aaron Rodgers 1 interception (-1.00 pts)

### BENCH:

13.64 Eli Manning, QB

15.40 Jamaal Charles, RB

0.40 T.J. Houshmandzadeh, WR

0.00 Vincent Jackson, WR

0.00 Santonio Holmes, WR

13.50 Percy Harvin, WR

1.50 Mercedes Lewis, TE

7.00 Dallas Cowboys, D/ST

New Orleans Saints 1 fumble recovered (1.00 pts)

### DEDUCTIONS:

Drew Brees 2 interceptions (-2.00 pts)

Mike Tolbert 1 fumble lost (-1.00 pts)

### BENCH:

0.00 Ben Roethlisberger, QB

4.00 Tim Hightower, RB

0.00 Ryan Mathews, RB

3.00 Nate Washington, WR

5.10 Jacoby Jones, WR

0.00 Laurent Robinson, WR

5.60 Jason Witten, TE

4.00 David Akers, K

## Harger Fantasy Football League 2010 Week 3 Standings

### HFFL2010 Division

	W	L	T	PCT	PF	PA	DIV	STREAK
<a href="#">The Mighty Warriors</a>	3	0	0	1.000	327.78	207.72	3 - 0 - 0	Won 3
<a href="#">NO Mercy</a>	3	0	0	1.000	258.48	226.30	3 - 0 - 0	Won 3
<a href="#">The General</a>	2	1	0	0.667	273.72	223.32	2 - 1 - 0	Lost 1
<a href="#">Pigskin Princess</a>	2	1	0	0.667	263.40	227.54	2 - 1 - 0	Lost 1
<a href="#">JJJammin-On-The-One</a>	2	1	0	0.667	250.54	218.88	2 - 1 - 0	Won 1
<a href="#">Roughriders</a>	1	2	0	0.333	228.44	240.74	1 - 2 - 0	Lost 1
<a href="#">The Feds</a>	1	2	0	0.333	223.16	277.38	1 - 2 - 0	Won 1
<a href="#">The Columbus Knights</a>	1	2	0	0.333	219.96	275.68	1 - 2 - 0	Won 1
<a href="#">Big Sexy</a>	0	3	0	0.000	240.82	297.48	0 - 3 - 0	Lost 3
<a href="#">Doomsday II</a>	0	3	0	0.000	195.68	286.94	0 - 3 - 0	Lost 3

### Week 3 Results

Doomsday II	77.72	<b>JJJammin-On-The-One</b>	<b>103.00</b>
The General	87.58	<b>NO Mercy</b>	<b>88.60</b>
<b>The Feds</b>	<b>98.48</b>	Pigskin Princess	69.14
<b>The Mighty Warriors</b>	<b>98.64</b>	Big Sexy	76.60
<b>The Columbus Knights</b>	<b>97.44</b>	Roughriders	83.70

### Week 4 Schedule

Doomsday II	0.00	The General	0.00
The Feds	0.00	JJJammin-On-The-One	0.00
The Mighty Warriors	0.00	NO Mercy	0.00
The Columbus Knights	0.00	Pigskin Princess	0.00
Roughriders	0.00	Big Sexy	0.00

## Harger Fantasy Football League 2010 Week 3 Starting Points Summary



[Doomsday II](#)

77.72



[The General](#)

87.58

[JJJammin-On-The-One](#)

103.00



[NO Mercy](#)

88.60

[GameCast](#) | **Final**

Actual vs Best: [Doomsday II](#) | [JJJammin-On-The-One](#)

High Scorer: [Austin Collie](#) (29.10 points)

[GameCast](#) | **Final**

Actual vs Best: [The General](#) | [NO Mercy](#)

High Scorer: [Philip Rivers](#) (26.40 points)



[The Feds](#)

98.48



[The Mighty Warriors](#)

98.64

[Pigskin Princess](#)

69.14



[Big Sexy](#)

76.60

[GameCast](#) | **Final**

Actual vs Best: [The Feds](#) | [Pigskin Princess](#)

High Scorer: [Joe Flacco](#) (22.48 points)

[GameCast](#) | **Final**

Actual vs Best: [The Mighty Warriors](#) | [Big Sexy](#)

High Scorer: [Adrian Peterson](#) (31.00 points)



[The Columbus Knights](#)

97.44



[Roughriders](#)

83.70

[GameCast](#) | **Final**

Actual vs Best: [The Columbus Knights](#) | [Roughriders](#)

High Scorer: [Anquan Boldin](#) (32.20 points)

League Average: 88.09



# Harger Fantasy Football League

## Top Quarterback Scoring

PLAYER	NFL	INJ	BYE	FA	TOTAL	AVG	3	2	1
Michael Vick	PHI	-	8		77.00	25.67	32.64	23.06	21.30
Peyton Manning	IND	-	7		76.52	25.51	25.00	22.20	29.32
Philip Rivers	SDG	-	10		70.18	23.39	26.40	23.36	20.42
Aaron Rodgers	GNB	-	10		64.26	21.42	23.64	26.20	14.42
Jay Cutler	CHI	-	8		62.00	20.67	15.54	23.38	23.08
Tom Brady	NWE	T	5		59.92	19.97	22.68	14.92	22.32
Kyle Orton	DEN	-	9		59.42	19.81	23.14	20.28	16.00
Drew Brees	NOR	-	10		56.94	18.98	24.60	18.86	13.48
Tony Romo	DAL	-	4		51.60	17.20	19.36	16.96	15.28
Matt Hasselbeck	SEA	-	5		50.92	16.97	12.30	18.42	20.20
Matt Schaub	HOU	-	7		50.00	16.67	11.64	31.08	7.28
Matt Ryan	ATL	-	8		49.80	16.60	19.72	20.60	9.48
Mark Sanchez	NYJ	-	7	*	48.70	16.23	22.24	23.00	3.46
Eli Manning	NYG	-	8		45.20	15.07	13.64	12.04	19.52
Josh Freeman	TAM	-	4	*	44.96	14.99	7.86	19.42	17.68
Donovan McNabb	WAS	-	9		44.52	14.84	14.94	21.04	8.54
Carson Palmer	CIN	-	6	*	38.98	12.99	10.60	6.68	21.70
Joe Flacco	BAL	-	8		37.66	12.55	22.48	7.06	8.12
Chad Henne	MIA	-	5		37.46	12.49	21.62	8.56	7.28
Sam Bradford	STL	-	9	*	37.40	12.47	12.60	13.68	11.12
Alex Smith	SFO	-	9	*	37.08	12.36	12.28	17.80	7.00
Shaun Hill	DET	-	7	*	36.40	12.13	11.88	23.00	1.52
Matt Cassel	KAN	-	4	*	34.36	11.45	21.70	5.54	7.12
David Garrard	JAC	-	9		33.12	11.04	6.40	6.92	19.80
Derek Anderson	ARI	-	6	*	32.10	10.70	11.88	4.44	15.78
Vince Young	TEN	-	9	*	26.32	8.77	9.32	0.84	16.16
Brett Favre	MIN	-	4		24.88	8.29	10.04	5.00	9.84
Bruce Gradkowski	OAK	-	10	*	23.98	7.99	14.50	9.48	0.00
Seneca Wallace	CLE	-	8	*	23.10	7.70	9.64	12.56	0.90
Charlie Batch	PIT	-	5	*	21.04	7.01	20.04	1.00	0.00
Ryan Fitzpatrick	BUF	-	6	*	17.68	5.89	17.68	0.00	0.00
Jason Campbell	OAK	-	10	*	17.08	5.69	0.00	4.38	12.70
Matt Moore	CAR	-	6	*	15.98	5.33	0.00	7.20	8.78
Trent Edwards	JAC	-	9	*	14.04	4.68	0.00	3.28	10.76
Dennis Dixon	PIT	T	5	*	11.36	3.79	0.00	2.52	8.84
Jake Delhomme	CLE	T	8	*	11.18	3.73	0.00	0.00	11.18
Kerry Collins	TEN	-	9	*	9.96	3.32	0.00	9.96	0.00
Jimmy Clausen	CAR	-	6	*	6.88	2.29	5.52	1.36	0.00
Luke McCown	JAC	X	9	*	5.20	1.73	0.00	5.20	0.00
Josh Johnson	TAM	-	4	*	3.38	1.13	3.38	0.00	0.00
Matthew Stafford	DET	T	7	*	2.32	0.77	0.00	0.00	2.32
Kevin Kolb	PHI	-	8		0.96	0.32	0.00	0.00	0.96
Todd Collins	CHI	-	8	*	0.92	0.31	0.92	0.00	0.00
Tim Tebow	DEN	-	9	*	0.20	0.07	0.00	0.00	0.20
Mark Brunell	NYJ	-	7	*	0.00	0.00	0.00	0.00	0.00
Jon Kitna	DAL	-	4	*	0.00	0.00	0.00	0.00	0.00
Todd Bouman	JAC	-	9	*	0.00	0.00	0.00	0.00	0.00
Daunte Culpepper	DET	-	7	*	0.00	0.00	0.00	0.00	0.00
Jeff Garcia	PHI	-	8	*	0.00	0.00	0.00	0.00	0.00
Chad Pennington	MIA	-	5	*	0.00	0.00	0.00	0.00	0.00
Chris Redman	ATL	-	8	*	0.00	0.00	0.00	0.00	0.00
Marc Bulger	BAL	-	8	*	0.00	0.00	0.00	0.00	0.00
Billy Volek	SDG	-	10	*	0.00	0.00	0.00	0.00	0.00
Sage Rosenfels	NYG	-	8	*	0.00	0.00	0.00	0.00	0.00
A.J. Feeley	STL	-	9	*	0.00	0.00	0.00	0.00	0.00
J.T. O'Sullivan	SDG	-	10	*	0.00	0.00	0.00	0.00	0.00
Josh McCown	CAR	-	6	*	0.00	0.00	0.00	0.00	0.00
Joey Harrington	NOR	-	10	*	0.00	0.00	0.00	0.00	0.00
Patrick Ramsey	NOR	-	10	*	0.00	0.00	0.00	0.00	0.00
David Carr	SFO	-	9	*	0.00	0.00	0.00	0.00	0.00
Byron Leftwich	PIT	-	5	*	0.00	0.00	0.00	0.00	0.00
Kyle Boller	OAK	-	10	*	0.00	0.00	0.00	0.00	0.00
Rex Grossman	WAS	-	9	*	0.00	0.00	0.00	0.00	0.00
Chris Simms	TEN	-	9	*	0.00	0.00	0.00	0.00	0.00
Ben Roethlisberger	PIT	S	5		0.00	0.00	0.00	0.00	0.00
J.P. Losman	SEA	-	5	*	0.00	0.00	0.00	0.00	0.00
Jim Sorgi	NYG	X	8	*	0.00	0.00	0.00	0.00	0.00
Charlie Frye	OAK	X	10	*	0.00	0.00	0.00	0.00	0.00
Dan Orlovsky	HOU	-	7	*	0.00	0.00	0.00	0.00	0.00
Matt Leinart	HOU	-	7	*	0.00	0.00	0.00	0.00	0.00
Kellen Clemens	NYJ	-	7	*	0.00	0.00	0.00	0.00	0.00
Tarvaris Jackson	MIN	-	4	*	0.00	0.00	0.00	0.00	0.00
Charlie Whitehurst	SEA	-	5	*	0.00	0.00	0.00	0.00	0.00
Brodie Croyle	KAN	-	4	*	0.00	0.00	0.00	0.00	0.00
D.J. Shockley	ATL	-	8	*	0.00	0.00	0.00	0.00	0.00
JaMarcus Russell	OAK	-	10	*	0.00	0.00	0.00	0.00	0.00



# Harger Fantasy Football League

## Top Quarterback Scoring

PLAYER	NFL	INJ	BYE	FA	TOTAL	AVG	3	2	1
Brady Quinn	DEN	-	9	*	0.00	0.00	0.00	0.00	0.00
John Beck	WAS	-	9	*	0.00	0.00	0.00	0.00	0.00
Drew Stanton	DET	-	7	*	0.00	0.00	0.00	0.00	0.00
Jeff Rowe	NWE	-	5	*	0.00	0.00	0.00	0.00	0.00
Troy Smith	SFO	-	9	*	0.00	0.00	0.00	0.00	0.00
Jordan Palmer	CIN	-	6	*	0.00	0.00	0.00	0.00	0.00
Tyler Thigpen	MIA	-	5	*	0.00	0.00	0.00	0.00	0.00
Tyler Palko	KAN	-	4	*	0.00	0.00	0.00	0.00	0.00
Matt Gutierrez	CHI	-	8	*	0.00	0.00	0.00	0.00	0.00
Brian Brohm	BUF	-	6	*	0.00	0.00	0.00	0.00	0.00
Kevin O'Connell	NYJ	X	7	*	0.00	0.00	0.00	0.00	0.00
John David Booty	HOU	-	7	*	0.00	0.00	0.00	0.00	0.00
Erik Ainge	NYJ	-	7	*	0.00	0.00	0.00	0.00	0.00
Colt Brennan	OAK	-	10	*	0.00	0.00	0.00	0.00	0.00
Matt Flynn	GNB	-	10	*	0.00	0.00	0.00	0.00	0.00
Brett Ratliff	JAC	-	9	*	0.00	0.00	0.00	0.00	0.00
Caleb Hanie	CHI	-	8	*	0.00	0.00	0.00	0.00	0.00
Pat White	MIA	-	5	*	0.00	0.00	0.00	0.00	0.00
Stephen McGee	DAL	-	4	*	0.00	0.00	0.00	0.00	0.00
Rhett Bomar	NYG	-	8	*	0.00	0.00	0.00	0.00	0.00
Nate Davis	SFO	-	9	*	0.00	0.00	0.00	0.00	0.00
Tom Brandstater	IND	-	7	*	0.00	0.00	0.00	0.00	0.00
Mike Teel	CHI	-	8	*	0.00	0.00	0.00	0.00	0.00
Keith Null	JAC	-	9	*	0.00	0.00	0.00	0.00	0.00
Curtis Painter	IND	-	7	*	0.00	0.00	0.00	0.00	0.00
Brian Hoyer	NWE	-	5	*	0.00	0.00	0.00	0.00	0.00
Chase Daniel	NOR	-	10	*	0.00	0.00	0.00	0.00	0.00
Richard Bartel	WAS	-	9	*	0.00	0.00	0.00	0.00	0.00
Drew Willy	IND	-	7	*	0.00	0.00	0.00	0.00	0.00
Colt McCoy	CLE	-	8	*	0.00	0.00	0.00	0.00	0.00
Mike Kafka	PHI	-	8	*	0.00	0.00	0.00	0.00	0.00
John Skelton	ARI	-	6	*	0.00	0.00	0.00	0.00	0.00
Jonathan Crompton	SDG	-	10	*	0.00	0.00	0.00	0.00	0.00
Rusty Smith	TEN	-	9	*	0.00	0.00	0.00	0.00	0.00
Dan LeFevour	CIN	-	6	*	0.00	0.00	0.00	0.00	0.00
Joe Webb	MIN	-	4	*	0.00	0.00	0.00	0.00	0.00
Tony Pike	CAR	-	6	*	0.00	0.00	0.00	0.00	0.00
Levi Brown	BUF	-	6	*	0.00	0.00	0.00	0.00	0.00
Sean Canfield	NOR	-	10	*	0.00	0.00	0.00	0.00	0.00
Zac Robinson	SEA	-	5	*	0.00	0.00	0.00	0.00	0.00
Jevan Snead	TAM	-	4	*	0.00	0.00	0.00	0.00	0.00
Jarrett Brown	SFO	-	9	*	0.00	0.00	0.00	0.00	0.00
Tim Hiller	IND	-	7	*	0.00	0.00	0.00	0.00	0.00
Hunter Cantwell	BAL	-	8	*	0.00	0.00	0.00	0.00	0.00
Max Hall	ARI	-	6	*	-0.88	-0.29	0.00	-0.88	0.00



# Harger Fantasy Football League

## Top Running Back Scoring

PLAYER	NFL	INJ	BYE	FA	TOTAL	AVG	3	2	1
Arian Foster	HOU	-	7		67.20	22.40	11.60	13.80	41.80
Adrian Peterson	MIN	-	4		65.70	21.90	31.00	24.60	10.10
Jahvid Best	DET	T	7		60.70	20.23	3.90	41.20	15.60
Chris Johnson	TEN	-	9		55.80	18.60	24.50	4.30	27.00
Darren McFadden	OAK	-	10		54.50	18.17	18.20	15.30	21.00
Frank Gore	SFO	-	9		51.60	17.20	14.50	28.80	8.30
LeSean McCoy	PHI	-	8		51.10	17.03	6.10	30.80	14.20
Matt Forte	CHI	-	8		48.00	16.00	4.30	12.60	31.10
Peyton Hillis	CLE	-	8		47.60	15.87	24.00	12.10	11.50
Rashard Mendenhall	PIT	-	5		47.00	15.67	20.30	7.20	19.50
Jason Snelling	ATL	-	8		44.40	14.80	7.00	36.60	0.80
Ahmad Bradshaw	NYG	-	8		40.00	13.33	16.80	8.90	14.30
Cedric Benson	CIN	T	6		39.20	13.07	21.00	7.80	10.40
Jamaal Charles	KAN	-	4		39.00	13.00	15.40	7.60	16.00
Tim Hightower	ARI	-	6		35.80	11.93	4.00	18.40	13.40
Pierre Thomas	NOR	T	10		34.00	11.33	9.10	10.30	14.60
Steven Jackson	STL	T	9		33.60	11.20	12.40	12.50	8.70
LaDainian Tomlinson	NYJ	-	7		32.80	10.93	14.80	10.20	7.80
Mike Tolbert	SDG	-	10		32.10	10.70	8.00	21.50	2.60
Michael Turner	ATL	-	8		30.90	10.30	18.50	7.50	4.90
Knowshon Moreno	DEN	T	9		30.20	10.07	0.00	17.80	12.40
Thomas Jones	KAN	-	4		28.30	9.43	15.60	8.80	3.90
Clinton Portis	WAS	T	9		27.50	9.17	5.80	15.30	6.40
Ray Rice	BAL	T	8		27.50	9.17	9.60	11.70	6.20
Ronnie Brown	MIA	-	5		27.10	9.03	5.30	7.30	14.50
Maurice Jones-Drew	JAC	-	9		24.00	8.00	8.90	3.80	11.30
Joseph Addai	IND	T	7		22.50	7.50	3.90	11.30	7.30
Brandon Jackson	GNB	-	10	*	21.30	7.10	3.90	9.90	7.50
Justin Forsett	SEA	-	5		20.60	6.87	9.40	5.20	6.00
BenJarvus Green-Ellis	NWE	-	5		20.50	6.83	16.40	1.90	2.20
Carnell Williams	TAM	-	4		20.30	6.77	4.60	5.90	9.80
DeAngelo Williams	CAR	-	6		20.00	6.67	6.40	7.40	6.20
C.J. Spiller	BUF	-	6		19.90	6.63	15.90	2.60	1.40
Marion Barber	DAL	-	4		19.10	6.37	12.00	3.10	4.00
Earnest Graham	TAM	-	4	*	17.20	5.73	7.00	9.40	0.80
Donald Brown	IND	T	7	*	16.70	5.57	1.20	14.80	0.70
Marshawn Lynch	BUF	-	6		16.30	5.43	8.60	6.40	1.30
John Kuhn	GNB	-	10	*	16.20	5.40	5.10	3.60	7.50
Rashad Jennings	JAC	-	9	*	15.10	5.03	3.30	8.80	3.00
LaRod Stephens-Howling	ARI	-	6	*	15.00	5.00	6.00	2.50	6.50
Leon Washington	SEA	-	5	*	14.90	4.97	12.00	1.70	1.20
Reggie Bush	NOR	T	10		14.10	4.70	0.00	9.40	4.70
Jonathan Stewart	CAR	-	6		13.60	4.53	8.10	4.30	1.20
Mike Goodson	CAR	-	6	*	13.10	4.37	4.70	5.30	3.10
Correll Buckhalter	DEN	-	9	*	12.90	4.30	4.50	7.90	0.50
Fred Jackson	BUF	-	6		12.60	4.20	0.80	9.90	1.90
Felix Jones	DAL	-	4		12.60	4.20	4.30	1.90	6.40
Javon Ringer	TEN	-	9		12.40	4.13	3.00	0.10	9.30
Darren Sproles	SDG	-	10	*	12.10	4.03	1.60	10.00	0.50
Kenneth Darby	STL	-	9	*	11.90	3.97	11.70	0.00	0.20
Jerome Harrison	CLE	T	8	*	11.70	3.90	0.00	5.80	5.90
Shonn Greene	NYJ	-	7		11.30	3.77	3.60	6.00	1.70
Ryan Mathews	SDG	T	10		11.20	3.73	0.00	4.50	6.70
Ricky Williams	MIA	-	5		11.00	3.67	2.80	2.00	6.20
Kevin Faulk	NWE	X	5	*	10.70	3.57	0.00	3.70	7.00
Fred Taylor	NWE	T	5	*	10.40	3.47	1.60	1.10	7.70
Danny Woodhead	NWE	-	5	*	10.20	3.40	10.20	0.00	0.00
Chester Taylor	CHI	-	8		9.70	3.23	0.90	1.50	7.30
Brandon Jacobs	NYG	-	8		9.10	3.03	1.80	0.80	6.50
Willis McGahee	BAL	-	8	*	8.90	2.97	2.90	1.00	5.00
LeGarrette Blount	TAM	-	4	*	8.70	2.90	8.70	0.00	0.00
Bernard Scott	CIN	-	6	*	8.20	2.73	1.50	1.70	5.00
Chris Wells	ARI	T	6		7.50	2.50	7.50	0.00	0.00
Chris Gronkowski	DAL	-	4	*	7.30	2.43	0.00	7.30	0.00
Isaac Redman	PIT	-	5	*	7.00	2.33	4.00	1.10	1.90
Maurice Morris	DET	-	7	*	6.40	2.13	4.10	0.80	1.50
Laurence Maroney	DEN	-	9		6.40	2.13	6.40	0.00	0.00
Anthony Dixon	SFO	-	9	*	6.20	2.07	0.00	6.20	0.00
Steve Slaton	HOU	-	7	*	6.00	2.00	1.70	1.40	2.90
Ovie Mughelli	ATL	-	8	*	5.40	1.80	2.90	2.50	0.00
Mike Sellers	WAS	-	9	*	5.10	1.70	1.10	3.80	0.20
Lousaka Polite	MIA	-	5	*	4.60	1.53	1.80	1.00	1.80
Ryan Torain	WAS	-	9	*	4.60	1.53	4.60	0.00	0.00
Ryan Grant	GNB	X	10	*	4.50	1.50	0.00	0.00	4.50
Le'Ron McClain	BAL	-	8	*	4.10	1.37	2.20	0.80	1.10
Sammy Morris	NWE	-	5	*	4.00	1.33	1.90	1.90	0.20





## Top Running Back Scoring

PLAYER	NFL	INJ	BYE	FA	TOTAL	AVG	3	2	1
Vonta Leach	HOU	-	7	*	3.80	1.27	1.80	2.00	0.00
Michael Robinson	SEA	-	5	*	3.40	1.13	0.00	2.20	1.20
Julius Jones	SEA	-	5	*	3.00	1.00	0.00	1.20	1.80
Keiland Williams	WAS	T	9	*	2.90	0.97	1.40	1.50	0.00
Owen Schmitt	PHI	-	8	*	2.70	0.90	0.60	2.10	0.00
Heath Evans	NOR	-	10	*	2.50	0.83	0.00	1.80	0.70
Aaron Brown	DET	T	7	*	2.30	0.77	0.00	2.30	0.00
Brian Leonard	CIN	-	6	*	2.20	0.73	2.20	0.00	0.00
Keith Toston	STL	T	9	*	2.20	0.73	2.20	0.00	0.00
Danny Ware	NYG	-	8	*	2.00	0.67	0.00	2.00	0.00
Jerious Norwood	ATL	X	8	*	1.70	0.57	0.00	0.00	1.70
Jerome Felton	DET	-	7	*	1.70	0.57	1.00	0.00	0.70
Toby Gerhart	MIN	-	4	*	1.70	0.57	0.20	1.50	0.00
Ahmad Hall	TEN	-	9	*	1.60	0.53	0.00	1.30	0.30
Michael Bennett	OAK	-	10	*	1.50	0.50	0.00	0.00	1.50
Jacob Hester	SDG	-	10	*	1.50	0.50	0.20	0.70	0.60
Tashard Choice	DAL	-	4	*	1.50	0.50	0.40	0.50	0.60
Mike Bell	PHI	T	8	*	1.40	0.47	1.40	0.00	0.00
Michael Bush	OAK	-	10	*	1.30	0.43	1.30	0.00	0.00
Albert Young	MIN	-	4	*	1.30	0.43	0.00	0.00	1.30
Mewelde Moore	PIT	-	5	*	1.20	0.40	0.80	0.10	0.30
Jason Wright	ARI	-	6	*	1.10	0.37	0.80	0.30	0.00
Quinn Johnson	GNB	-	10	*	1.10	0.37	0.00	1.10	0.00
Rock Cartwright	OAK	-	10	*	1.00	0.33	0.00	0.00	1.00
Mike Karney	STL	-	9	*	1.00	0.33	0.50	0.10	0.40
Tony Richardson	NYJ	-	7	*	0.90	0.30	0.00	0.00	0.90
Larry Johnson	WAS	-	9	*	0.90	0.30	0.00	0.00	0.90
Jackie Battle	KAN	-	4	*	0.90	0.30	0.90	0.00	0.00
James Davis	CLE	T	8	*	0.90	0.30	0.90	0.00	0.00
Moran Norris	SFO	-	9	*	0.80	0.27	0.00	0.50	0.30
Spencer Larsen	DEN	T	9	*	0.80	0.27	0.00	0.40	0.40
Madison Hedgecock	NYG	-	8	*	0.70	0.23	0.70	0.00	0.00
Brian Westbrook	SFO	-	9	*	0.60	0.20	0.60	0.00	0.00
Dimitri Nance	GNB	-	10	*	0.60	0.20	0.00	0.60	0.00
Greg Jones	JAC	-	9	*	0.50	0.17	0.00	0.50	0.00
Derrick Ward	HOU	-	7	*	0.40	0.13	0.40	0.00	0.00
Mike Hart	IND	-	7	*	0.40	0.13	0.00	0.40	0.00
Chris Ivory	NOR	-	10	*	0.30	0.10	0.30	0.00	0.00
Corey McIntyre	BUF	-	6	*	0.20	0.07	0.00	0.20	0.00
Naufahu Tahi	MIN	-	4	*	0.10	0.03	0.00	0.10	0.00
Warrick Dunn	TAM	-	4	*	0.00	0.00	0.00	0.00	0.00
Michael Pittman	DEN	-	9	*	0.00	0.00	0.00	0.00	0.00
Ahman Green	GNB	-	10	*	0.00	0.00	0.00	0.00	0.00
Edgerrin James	SEA	-	5	*	0.00	0.00	0.00	0.00	0.00
Jamal Lewis	CLE	-	8	*	0.00	0.00	0.00	0.00	0.00
LaMont Jordan	DEN	-	9	*	0.00	0.00	0.00	0.00	0.00
Deuce McAllister	NOR	-	10	*	0.00	0.00	0.00	0.00	0.00
Dominic Rhodes	BUF	-	6	*	0.00	0.00	0.00	0.00	0.00
Rudi Johnson	DET	-	7	*	0.00	0.00	0.00	0.00	0.00
Brian Allen	SFO	-	9	*	0.00	0.00	0.00	0.00	0.00
Chris Massey	STL	-	9	*	0.00	0.00	0.00	0.00	0.00
Jason McKie	NOR	-	10	*	0.00	0.00	0.00	0.00	0.00
DeShaun Foster	SFO	-	9	*	0.00	0.00	0.00	0.00	0.00
T.J. Duckett	SEA	-	5	*	0.00	0.00	0.00	0.00	0.00
Jeremy Allen	ATL	-	8	*	0.00	0.00	0.00	0.00	0.00
Adrian Peterson	SEA	-	5	*	0.00	0.00	0.00	0.00	0.00
Ladell Betts	NOR	-	10	*	0.00	0.00	0.00	0.00	0.00
B.J. Askew	TAM	-	4	*	0.00	0.00	0.00	0.00	0.00
Chris Brown	HOU	-	7	*	0.00	0.00	0.00	0.00	0.00
Justin Fargas	DEN	-	9	*	0.00	0.00	0.00	0.00	0.00
Dan Klecko	ATL	-	8	*	0.00	0.00	0.00	0.00	0.00
Justin Griffith	HOU	X	7	*	0.00	0.00	0.00	0.00	0.00
Chris Perry	CIN	-	6	*	0.00	0.00	0.00	0.00	0.00
Kevin Jones	CHI	-	8	*	0.00	0.00	0.00	0.00	0.00
Tatum Bell	DEN	-	9	*	0.00	0.00	0.00	0.00	0.00
Willie Parker	WAS	-	9	*	0.00	0.00	0.00	0.00	0.00
J.J. Arrington	PHI	-	8	*	0.00	0.00	0.00	0.00	0.00
Ryan Moats	MIN	-	4	*	0.00	0.00	0.00	0.00	0.00
Alvin Pearson	TEN	-	9	*	0.00	0.00	0.00	0.00	0.00
Nehemiah Broughton	ARI	X	6	*	0.00	0.00	0.00	0.00	0.00
Leonard Weaver	PHI	X	8	*	0.00	0.00	0.00	0.00	0.00
Samkon Gado	TEN	-	9	*	0.00	0.00	0.00	0.00	0.00
LenDale White	DEN	X	9	*	0.00	0.00	0.00	0.00	0.00
Lawrence Vickers	CLE	T	8	*	0.00	0.00	0.00	0.00	0.00
Quinton Ganther	SEA	-	5	*	0.00	0.00	0.00	0.00	0.00
Chris Taylor	NWE	-	5	*	0.00	0.00	0.00	0.00	0.00



## Top Wide Receiver Scoring

PLAYER	NFL	INJ	BYE	FA	TOTAL	AVG	3	2	1
Austin Collie	IND	-	7		58.90	19.63	29.10	8.50	21.30
Anquan Boldin	BAL	-	8		46.70	15.57	32.20	3.50	11.00
DeSean Jackson	PHI	-	8		45.10	15.03	22.10	20.00	3.00
Hakeem Nicks	NYG	-	8		40.90	13.63	5.60	9.80	25.50
Brandon Lloyd	DEN	T	9		39.90	13.30	22.90	5.30	11.70
Jeremy Maclin	PHI	T	8		39.80	13.27	20.30	8.60	10.90
Kevin Walter	HOU	-	7		38.70	12.90	9.40	20.40	8.90
Reggie Wayne	IND	-	7		38.00	12.67	6.50	15.60	15.90
Roddy White	ATL	-	8		37.80	12.60	12.90	13.80	11.10
Miles Austin	DAL	-	4		36.80	12.27	2.00	14.20	20.60
Malcom Floyd	SDG	-	10		36.00	12.00	15.70	15.50	4.80
Brandon Marshall	MIA	-	5		35.30	11.77	22.90	7.10	5.30
Mark Clayton	STL	-	9		34.80	11.60	8.50	14.40	11.90
Santana Moss	WAS	-	9		33.20	11.07	17.40	8.10	7.70
Wes Welker	NWE	-	5		32.70	10.90	4.50	9.80	18.40
Randy Moss	NWE	-	5		31.90	10.63	16.20	9.80	5.90
Andre Johnson	HOU	T	7		31.50	10.50	6.40	21.80	3.30
Mike Wallace	PIT	-	5		30.60	10.20	21.90	2.50	6.20
Roy Williams	DAL	-	4		30.10	10.03	23.70	4.30	2.10
Mario Manningham	NYG	T	8		30.00	10.00	7.80	13.70	8.50
Louis Murphy	OAK	T	10		29.80	9.93	11.90	15.10	2.80
Chad Ochocinco	CIN	-	6		29.70	9.90	3.40	4.40	21.90
Lance Moore	NOR	-	10		29.20	9.73	26.90	0.00	2.30
Braylon Edwards	NYJ	-	7		28.50	9.50	14.70	12.50	1.30
Steve Smith	CAR	-	6		28.30	9.43	2.20	12.60	13.50
Larry Fitzgerald	ARI	-	6		27.20	9.07	8.60	8.30	10.30
Nate Washington	TEN	-	9		27.20	9.07	3.00	9.40	14.80
Greg Jennings	GNB	-	10		25.60	8.53	7.80	3.60	14.20
Donald Driver	GNB	-	10		24.90	8.30	6.10	9.80	9.00
Jabar Gaffney	DEN	-	9		24.90	8.30	14.00	1.50	9.40
Mike Williams	TAM	-	4		24.90	8.30	4.50	11.40	9.00
Steve Breaston	ARI	T	6		24.70	8.23	10.50	1.00	13.20
Eddie Royal	DEN	-	9		24.60	8.20	2.30	12.50	9.80
Legedu Naanee	SDG	-	10		24.50	8.17	6.10	1.40	17.00
Joshua Cribbs	CLE	T	8	*	23.86	7.95	7.80	13.50	2.56
Johnny Knox	CHI	-	8		23.40	7.80	9.60	8.60	5.20
Calvin Johnson	DET	-	7		23.30	7.77	5.80	13.00	4.50
Devin Hester	CHI	-	8	*	23.00	7.67	7.60	13.70	1.70
Dez Bryant	DAL	-	4		21.80	7.27	5.00	11.20	5.60
Roscoe Parrish	BUF	-	6	*	21.60	7.20	8.30	3.80	9.50
Hines Ward	PIT	-	5		20.90	6.97	9.20	0.90	10.80
Demaryius Thomas	DEN	-	9		20.00	6.67	4.30	15.70	0.00
Dexter McCluster	KAN	-	4	*	20.00	6.67	12.80	0.30	6.90
Steve Johnson	BUF	-	6	*	19.70	6.57	12.60	3.10	4.00
Jacoby Jones	HOU	-	7		19.30	6.43	5.10	11.30	2.90
Mike Sims-Walker	JAC	-	9		18.90	6.30	3.40	15.50	0.00
Steve Smith	NYG	-	8		18.10	6.03	10.30	3.50	4.30
Percy Harvin	MIN	-	4		18.10	6.03	13.50	3.20	1.40
Dwayne Bowe	KAN	-	4	*	17.90	5.97	12.10	4.50	1.30
Josh Morgan	SFO	-	9	*	17.40	5.80	7.20	7.00	3.20
Brian Hartline	MIA	-	5	*	17.20	5.73	8.40	8.80	0.00
Danny Amendola	STL	-	9	*	16.20	5.40	5.60	3.90	6.70
Jordan Shipley	CIN	T	6	*	16.10	5.37	3.70	4.20	8.20
Buster Davis	SDG	-	10	*	15.60	5.20	8.20	4.80	2.60
Marques Colston	NOR	-	10		15.40	5.13	2.50	6.70	6.20
Terrell Owens	CIN	-	6		15.20	5.07	4.20	5.70	5.30
Deion Branch	SEA	-	5	*	15.20	5.07	5.00	3.10	7.10
Brandon Tate	NWE	-	5	*	15.10	5.03	3.80	1.70	9.60
Devery Henderson	NOR	-	10	*	14.90	4.97	2.30	2.80	9.80
Davone Bess	MIA	-	5	*	14.90	4.97	8.60	1.20	5.10
James Jones	GNB	-	10	*	14.70	4.90	4.50	9.20	1.00
Kenny Britt	TEN	-	9	*	14.70	4.90	8.60	6.10	0.00
Derrick Mason	BAL	-	8		14.20	4.73	3.00	9.10	2.10
Darrius Heyward-Bey	OAK	-	10	*	14.00	4.67	4.90	8.00	1.10
Mike Thomas	JAC	-	9	*	13.80	4.60	0.70	4.20	8.90
Jerricho Cotchery	NYJ	-	7		13.00	4.33	2.00	9.20	1.80
Deon Butler	SEA	-	5	*	12.30	4.10	0.00	5.00	7.30
Michael Spurlock	TAM	-	4	*	11.90	3.97	1.00	0.00	10.90
Mohamed Massaquoi	CLE	-	8	*	11.50	3.83	0.00	0.90	10.60
Justin Gage	TEN	-	9	*	11.30	3.77	3.90	7.40	0.00
Mike Williams	SEA	T	5	*	10.60	3.53	3.50	0.70	6.40
Ben Obomanu	SEA	-	5	*	9.60	3.20	0.00	9.00	0.60
Brian Finneran	ATL	-	8	*	9.10	3.03	0.00	9.10	0.00
Kassim Osgood	JAC	-	9	*	8.90	2.97	0.50	0.00	8.40
Joey Galloway	WAS	-	9	*	8.80	2.93	0.00	8.80	0.00
Lee Evans	BUF	-	6		8.80	2.93	5.40	0.00	3.40



# Harger Fantasy Football League

## Top Wide Receiver Scoring

PLAYER	NFL	INJ	BYE	FA	TOTAL	AVG	3	2	1
Blair White	IND	-	7	*	8.70	2.90	8.70	0.00	0.00
Golden Tate	SEA	-	5	*	8.50	2.83	3.30	5.20	0.00
Laurent Robinson	STL	T	9	*	8.20	2.73	0.00	0.40	7.80
Michael Crabtree	SFO	-	9	*	8.10	2.70	3.70	3.20	1.20
Brad Smith	NYJ	-	7	*	7.90	2.63	5.20	0.00	2.70
Jason Avant	PHI	-	8	*	7.40	2.47	0.00	3.30	4.10
Patrick Crayton	SDG	-	10	*	7.20	2.40	5.70	1.50	0.00
Devin Aromashodu	CHI	-	8	*	7.10	2.37	0.00	0.00	7.10
Harry Douglas	ATL	-	8	*	6.60	2.20	0.10	2.60	3.90
Brandon LaFell	CAR	-	6	*	6.60	2.20	4.40	0.00	2.20
Antonio Brown	PIT	-	5	*	6.00	2.00	0.00	6.00	0.00
Greg Lewis	MIN	-	4	*	5.60	1.87	3.00	1.40	1.20
Pierre Garcon	IND	T	7	*	5.40	1.80	0.00	1.10	4.30
Chris Chambers	KAN	-	4	*	5.30	1.77	0.60	3.30	1.40
Jordy Nelson	GNB	-	10	*	5.30	1.77	2.00	2.60	0.70
Earl Bennett	CHI	-	8	*	5.00	1.67	2.10	2.90	0.00
Dominique Zeigler	SFO	-	9	*	5.00	1.67	3.80	0.20	1.00
David Gettis	CAR	-	6	*	5.00	1.67	3.20	1.80	0.00
Sammie Stroughter	TAM	-	4	*	4.90	1.63	1.70	0.00	3.20
Greg Camarillo	MIN	-	4	*	4.80	1.60	1.60	0.30	2.90
Anthony Armstrong	WAS	T	9	*	4.70	1.57	0.00	3.60	1.10
Roydell Williams	WAS	-	9	*	4.40	1.47	1.00	3.40	0.00
Chansi Stuckey	CLE	-	8	*	4.10	1.37	0.00	1.10	3.00
Dwayne Jarrett	CAR	-	6	*	4.00	1.33	0.00	0.00	4.00
Bernard Berrian	MIN	-	4	*	3.80	1.27	1.10	2.40	0.30
Robert Meachem	NOR	-	10	*	3.80	1.27	0.50	0.00	3.30
Early Doucet	ARI	T	6	*	3.70	1.23	0.00	0.00	3.70
Stephen Williams	ARI	-	6	*	3.70	1.23	1.10	2.60	0.00
Eric Weems	ATL	-	8	*	3.60	1.20	0.00	0.00	3.60
Brandon Gibson	STL	-	9	*	3.30	1.10	3.30	0.00	0.00
Arrelious Benn	TAM	-	4	*	3.30	1.10	3.30	0.00	0.00
T.J. Houshmandzadeh	BAL	-	8	*	3.10	1.03	0.40	0.00	2.70
Bryant Johnson	DET	-	7	*	2.80	0.93	0.00	0.40	2.40
Max Komar	ARI	-	6	*	2.60	0.87	0.70	0.00	1.90
Nate Burleson	DET	T	7	*	2.30	0.77	0.00	0.40	1.90
Derrick Williams	DET	-	7	*	2.30	0.77	2.30	0.00	0.00
Antwaan Randle El	PIT	-	5	*	2.20	0.73	1.40	0.00	0.80
David Clowney	NYJ	-	7	*	2.20	0.73	2.20	0.00	0.00
Tiquan Underwood	JAC	-	9	*	2.20	0.73	2.20	0.00	0.00
David Nelson	BUF	-	6	*	2.20	0.73	0.00	0.00	2.20
Riley Cooper	PHI	-	8	*	2.00	0.67	0.00	2.00	0.00
Ted Ginn Jr.	SFO	T	9	*	1.90	0.63	0.00	0.00	1.90
Hank Baskett	MIN	-	4	*	1.80	0.60	1.80	0.00	0.00
Brian Robiskie	CLE	T	8	*	1.80	0.60	0.00	1.20	0.60
Yamon Figurs	OAK	-	10	*	1.70	0.57	0.00	0.00	1.70
Julian Edelman	NWE	-	5	*	1.50	0.50	0.90	0.60	0.00
Anthony Gonzalez	IND	T	7	*	1.20	0.40	0.00	0.00	1.20
Stefan Logan	DET	-	7	*	1.10	0.37	1.10	0.00	0.00
Sam Hurd	DAL	-	4	*	1.00	0.33	1.00	0.00	0.00
Andre Caldwell	CIN	-	6	*	0.80	0.27	0.80	0.00	0.00
David Anderson	HOU	-	7	*	0.70	0.23	0.60	0.10	0.00
Johnnie Lee Higgins	OAK	-	10	*	0.20	0.07	0.00	0.00	0.20
Amani Toomer	KAN	-	4	*	0.00	0.00	0.00	0.00	0.00
Bobby Engram	CLE	-	8	*	0.00	0.00	0.00	0.00	0.00
Muhsin Muhammad	CAR	-	6	*	0.00	0.00	0.00	0.00	0.00
Torry Holt	NWE	-	5	*	0.00	0.00	0.00	0.00	0.00
Brandon Stokley	SEA	X	5	*	0.00	0.00	0.00	0.00	0.00
Dennis Northcutt	DET	-	7	*	0.00	0.00	0.00	0.00	0.00
Plaxico Burress	NYG	-	8	*	0.00	0.00	0.00	0.00	0.00
Laveranues Coles	NYJ	-	7	*	0.00	0.00	0.00	0.00	0.00
Jerry Porter	JAC	-	9	*	0.00	0.00	0.00	0.00	0.00
Josh Reed	SDG	-	10	*	0.00	0.00	0.00	0.00	0.00
Donte' Stallworth	BAL	O	8	*	0.00	0.00	0.00	0.00	0.00
Javon Walker	MIN	-	4	*	0.00	0.00	0.00	0.00	0.00
Andre Davis	HOU	X	7	*	0.00	0.00	0.00	0.00	0.00
Antonio Bryant	CIN	-	6	*	0.00	0.00	0.00	0.00	0.00
Charlie Adams	HOU	-	7	*	0.00	0.00	0.00	0.00	0.00
Kelley Washington	PHI	-	8	*	0.00	0.00	0.00	0.00	0.00
Kevin Curtis	PHI	-	8	*	0.00	0.00	0.00	0.00	0.00
Shaun McDonald	PIT	-	5	*	0.00	0.00	0.00	0.00	0.00
Sam Aiken	CLE	-	8	*	0.00	0.00	0.00	0.00	0.00
Bobby Wade	WAS	-	9	*	0.00	0.00	0.00	0.00	0.00
Arnaz Battle	PIT	-	5	*	0.00	0.00	0.00	0.00	0.00
Mike Furrey	WAS	X	9	*	0.00	0.00	0.00	0.00	0.00
Jerheme Urban	KAN	X	4	*	0.00	0.00	0.00	0.00	0.00
Reggie Williams	SEA	-	5	*	0.00	0.00	0.00	0.00	0.00



# Harger Fantasy Football League

## Top Tight End Scoring

PLAYER	NFL	INJ	BYE	FA	TOTAL	AVG	3	2	1
Antonio Gates	SDG	-	10		56.20	18.73	18.90	21.70	15.60
Dustin Keller	NYJ	-	7		46.60	15.53	25.80	19.50	1.30
Dallas Clark	IND	-	7		36.70	12.23	4.40	16.30	16.00
Greg Olsen	CHI	-	8	*	29.00	9.67	14.40	11.90	2.70
Tony Moeaki	KAN	-	4	*	28.30	9.43	12.40	5.80	10.10
Chris Cooley	WAS	-	9		27.70	9.23	5.30	14.40	8.00
Mercedes Lewis	JAC	-	9		27.60	9.20	1.50	7.00	19.10
Jermichael Finley	GNB	-	10		26.50	8.83	11.50	10.30	4.70
Visanthe Shiancoe	MIN	T	4		24.90	8.30	0.70	8.60	15.60
Tony Gonzalez	ATL	-	8		24.40	8.13	19.00	1.90	3.50
Zach Miller	OAK	T	10	*	23.60	7.87	14.40	4.90	4.30
John Carlson	SEA	-	5	*	22.50	7.50	14.10	4.80	3.60
Aaron Hernandez	NWE	-	5	*	22.40	7.47	7.80	10.10	4.50
Jeremy Shockey	NOR	-	10	*	21.80	7.27	15.80	3.70	2.30
Rob Gronkowski	NWE	-	5	*	21.80	7.27	12.30	1.40	8.10
Benjamin Watson	CLE	-	8	*	20.40	6.80	12.70	6.20	1.50
Vernon Davis	SFO	-	9		19.30	6.43	2.20	9.80	7.30
Tony Scheffler	DET	-	7	*	18.80	6.27	14.00	0.50	4.30
Jermaine Gresham	CIN	-	6	*	17.90	5.97	5.90	1.50	10.50
Bo Scaife	TEN	-	9	*	16.00	5.33	2.30	2.00	11.70
Brandon Pettigrew	DET	-	7	*	15.80	5.27	4.40	10.80	0.60
Todd Heap	BAL	T	8	*	15.30	5.10	4.60	3.50	7.20
Daniel Fells	STL	-	9	*	15.30	5.10	10.20	3.60	1.50
Anthony Fasano	MIA	-	5	*	14.00	4.67	9.40	0.00	4.60
Kellen Winslow	TAM	-	4	*	13.90	4.63	2.40	8.30	3.20
Jason Witten	DAL	-	4		13.40	4.47	5.60	5.10	2.70
David Thomas	NOR	-	10	*	11.70	3.90	2.40	9.00	0.30
Brent Celek	PHI	T	8	*	10.10	3.37	4.20	2.70	3.20
Kevin Boss	NYG	-	8	*	9.90	3.30	8.80	0.00	1.10
Evan Moore	CLE	-	8	*	8.70	2.90	0.00	0.00	8.70
Martellus Bennett	DAL	-	4	*	7.80	2.60	2.60	4.50	0.70
Dante Rosario	CAR	-	6	*	7.30	2.43	1.20	4.70	1.40
Fred Davis	WAS	-	9	*	7.30	2.43	1.10	6.20	0.00
Heath Miller	PIT	-	5	*	6.80	2.27	2.50	0.30	4.00
Owen Daniels	HOU	T	7		6.00	2.00	2.70	2.40	0.90
Delanie Walker	SFO	-	9	*	5.90	1.97	0.60	1.60	3.70
Randy McMichael	SDG	-	10	*	5.60	1.87	2.80	0.00	2.80
Daniel Graham	DEN	-	9	*	5.10	1.70	0.90	0.60	3.60
Joel Dreessen	HOU	-	7	*	4.60	1.53	1.80	2.80	0.00
Jim Kleinsasser	MIN	-	4	*	4.30	1.43	1.70	2.00	0.60
Jonathan Stupar	BUF	T	6	*	4.10	1.37	2.70	1.40	0.00
Ben Patrick	ARI	-	6	*	4.00	1.33	2.90	1.10	0.00
Travis Beckum	NYG	-	8	*	3.50	1.17	2.30	0.10	1.10
Billy Bajema	STL	T	9	*	3.10	1.03	0.00	1.30	1.80
Jerramy Stevens	TAM	-	4	*	3.00	1.00	2.20	0.00	0.80
Craig Stevens	TEN	-	9	*	2.70	0.90	0.00	0.90	1.80
Nate Byham	SFO	-	9	*	2.00	0.67	0.90	0.60	0.50
Jeff Dugan	MIN	-	4	*	1.80	0.60	1.00	0.00	0.80
Ed Dickson	BAL	-	8	*	1.70	0.57	0.00	1.70	0.00
Zach Miller	JAC	-	9	*	1.50	0.50	0.70	0.00	0.80
Fendi Onobun	STL	-	9	*	1.50	0.50	1.50	0.00	0.00
Garrett Mills	PHI	-	8	*	1.40	0.47	0.00	1.40	0.00
Jeff King	CAR	-	6	*	1.30	0.43	1.30	0.00	0.00
Desmond Clark	CHI	-	8	*	1.20	0.40	1.20	0.00	0.00
Justin Peelle	ATL	-	8	*	1.10	0.37	0.00	0.00	1.10
Cameron Morrah	SEA	-	5	*	1.10	0.37	0.00	0.00	1.10
Reggie Kelly	CIN	-	6	*	0.90	0.30	0.00	0.90	0.00
Brandon Myers	OAK	-	10	*	0.90	0.30	0.40	0.00	0.50
Michael Hoomanawanua	STL	T	9	*	0.80	0.27	0.00	0.00	0.80
Brody Eldridge	IND	-	7	*	0.80	0.27	0.80	0.00	0.00
Bear Pascoe	NYG	-	8	*	0.70	0.23	0.00	0.70	0.00
Jared Cook	TEN	-	9	*	0.50	0.17	0.00	0.50	0.00
Dan Gronkowski	DEN	-	9	*	0.40	0.13	0.20	0.00	0.20
Ernest Wilford	JAC	-	9	*	0.30	0.10	0.00	0.30	0.00
Dennis Pitta	BAL	-	8	*	0.10	0.03	0.00	0.10	0.00
Steve Heiden	CLE	-	8	*	0.00	0.00	0.00	0.00	0.00
James Deearth	SDG	X	10	*	0.00	0.00	0.00	0.00	0.00
Anthony Becht	ARI	-	6	*	0.00	0.00	0.00	0.00	0.00
Mike Leach	ARI	-	6	*	0.00	0.00	0.00	0.00	0.00
Alge Crumpler	NWE	-	5	*	0.00	0.00	0.00	0.00	0.00
David Martin	BUF	-	6	*	0.00	0.00	0.00	0.00	0.00
Brandon Manumaleuna	CHI	-	8	*	0.00	0.00	0.00	0.00	0.00
Tony Stewart	OAK	-	10	*	0.00	0.00	0.00	0.00	0.00
Billy Miller	NOR	-	10	*	0.00	0.00	0.00	0.00	0.00
Justin Snow	IND	-	7	*	0.00	0.00	0.00	0.00	0.00
Joe Zelenka	ATL	-	8	*	0.00	0.00	0.00	0.00	0.00



# Harger Fantasy Football League

## Top Tight End Scoring

PLAYER	NFL	INJ	BYE	FA	TOTAL	AVG	3	2	1
John Gilmore	TAM	-	4	*	0.00	0.00	0.00	0.00	0.00
Chris Baker	SEA	-	5	*	0.00	0.00	0.00	0.00	0.00
John Owens	OAK	-	10	*	0.00	0.00	0.00	0.00	0.00
Robert Royal	CLE	-	8	*	0.00	0.00	0.00	0.00	0.00
L.J. Smith	BAL	-	8	*	0.00	0.00	0.00	0.00	0.00
Donald Lee	GNB	-	10	*	0.00	0.00	0.00	0.00	0.00
Richard Angulo	CHI	-	8	*	0.00	0.00	0.00	0.00	0.00
Will Heller	DET	-	7	*	0.00	0.00	0.00	0.00	0.00
Kris Wilson	SDG	-	10	*	0.00	0.00	0.00	0.00	0.00
Ben Hartsock	NYJ	-	7	*	0.00	0.00	0.00	0.00	0.00
Sean Ryan	TEN	-	9	*	0.00	0.00	0.00	0.00	0.00
Nate Lawrie	PHI	-	8	*	0.00	0.00	0.00	0.00	0.00
Michael Gaines	HOU	-	7	*	0.00	0.00	0.00	0.00	0.00
Sean McHugh	PIT	-	5	*	0.00	0.00	0.00	0.00	0.00
Alex Smith	CLE	-	8	*	0.00	0.00	0.00	0.00	0.00
Stephen Spach	ARI	-	6	*	0.00	0.00	0.00	0.00	0.00
John Paul Foschi	BUF	-	6	*	0.00	0.00	0.00	0.00	0.00
Joe Klopfenstein	BUF	X	6	*	0.00	0.00	0.00	0.00	0.00
Leonard Pope	KAN	-	4	*	0.00	0.00	0.00	0.00	0.00
Dominique Byrd	ARI	-	6	*	0.00	0.00	0.00	0.00	0.00
Jason Pociask	DAL	-	4	*	0.00	0.00	0.00	0.00	0.00
John Madsen	DET	-	7	*	0.00	0.00	0.00	0.00	0.00
James Adkisson	OAK	-	10	*	0.00	0.00	0.00	0.00	0.00
Brad Cieslak	CLE	-	8	*	0.00	0.00	0.00	0.00	0.00
Matt Spaeth	PIT	-	5	*	0.00	0.00	0.00	0.00	0.00
Scott Chandler	DAL	-	4	*	0.00	0.00	0.00	0.00	0.00
Derek Schouman	BUF	X	6	*	0.00	0.00	0.00	0.00	0.00
Michael Allan	SEA	-	5	*	0.00	0.00	0.00	0.00	0.00
Clark Harris	CIN	-	6	*	0.00	0.00	0.00	0.00	0.00
Darcy Johnson	STL	-	9	*	0.00	0.00	0.00	0.00	0.00
Daniel Coats	CIN	-	6	*	0.00	0.00	0.00	0.00	0.00
Tony Curtis	SFO	-	9	*	0.00	0.00	0.00	0.00	0.00
Michael Matthews	BUF	X	6	*	0.00	0.00	0.00	0.00	0.00
Greg Estandia	CLE	X	8	*	0.00	0.00	0.00	0.00	0.00
Brad Cottam	KAN	X	4	*	0.00	0.00	0.00	0.00	0.00
Martin Rucker	DAL	-	4	*	0.00	0.00	0.00	0.00	0.00
Jacob Tamme	IND	-	7	*	0.00	0.00	0.00	0.00	0.00
Derek Fine	HOU	-	7	*	0.00	0.00	0.00	0.00	0.00
Gary Barnidge	CAR	-	6	*	0.00	0.00	0.00	0.00	0.00
Kellen Davis	CHI	-	8	*	0.00	0.00	0.00	0.00	0.00
Tom Santi	IND	X	7	*	0.00	0.00	0.00	0.00	0.00
Keith Zinger	ATL	-	8	*	0.00	0.00	0.00	0.00	0.00
Gijon Robinson	IND	-	7	*	0.00	0.00	0.00	0.00	0.00
Joey Haynos	MIA	-	5	*	0.00	0.00	0.00	0.00	0.00
Richard Quinn	DEN	-	9	*	0.00	0.00	0.00	0.00	0.00
Chase Coffman	CIN	-	6	*	0.00	0.00	0.00	0.00	0.00
Anthony Hill	HOU	U	7	*	0.00	0.00	0.00	0.00	0.00
Davon Drew	BAL	-	8	*	0.00	0.00	0.00	0.00	0.00
James Casey	HOU	-	7	*	0.00	0.00	0.00	0.00	0.00
Cornelius Ingram	PHI	-	8	*	0.00	0.00	0.00	0.00	0.00
John Nalbone	MIA	-	5	*	0.00	0.00	0.00	0.00	0.00
John Phillips	DAL	X	4	*	0.00	0.00	0.00	0.00	0.00
Jake O'Connell	KAN	-	4	*	0.00	0.00	0.00	0.00	0.00
David Johnson	PIT	-	5	*	0.00	0.00	0.00	0.00	0.00
Shawn Nelson	BUF	S	6	*	0.00	0.00	0.00	0.00	0.00
Spencer Havner	DET	-	7	*	0.00	0.00	0.00	0.00	0.00
Kory Sperry	SDG	-	10	*	0.00	0.00	0.00	0.00	0.00
Jimmy Graham	NOR	-	10	*	0.00	0.00	0.00	0.00	0.00
Garrett Graham	HOU	-	7	*	0.00	0.00	0.00	0.00	0.00
Clay Harbor	PHI	-	8	*	0.00	0.00	0.00	0.00	0.00
Andrew Quarless	GNB	-	10	*	0.00	0.00	0.00	0.00	0.00
Dennis Morris	STL	-	9	*	0.00	0.00	0.00	0.00	0.00
Anthony McCoy	SEA	-	5	*	0.00	0.00	0.00	0.00	0.00
Mickey Shuler	MIA	-	5	*	0.00	0.00	0.00	0.00	0.00
Jim Dray	ARI	-	6	*	0.00	0.00	0.00	0.00	0.00
Dedrick Epps	MIA	-	5	*	0.00	0.00	0.00	0.00	0.00
Jameson Konz	SEA	X	5	*	0.00	0.00	0.00	0.00	0.00
Marquez Branson	DEN	-	9	*	0.00	0.00	0.00	0.00	0.00



# Harger Fantasy Football League

## Top Kicker Scoring

PLAYER	NFL	INJ	BYE	FA	TOTAL	AVG	3	2	1
Jeff Reed	PIT	-	5		31.00	10.33	8.00	13.00	10.00
Mike Nugent	CIN	-	6		31.00	10.33	9.00	15.00	7.00
Sebastian Janikowski	OAK	-	10	*	29.00	9.67	12.00	10.00	7.00
Neil Rackers	HOU	-	7		29.00	9.67	7.00	12.00	10.00
Matt Bryant	ATL	-	8	*	29.00	9.67	9.00	11.00	9.00
Graham Gano	WAS	-	9	*	26.00	8.67	10.00	9.00	7.00
Mason Crosby	GNB	-	10		25.00	8.33	5.00	10.00	10.00
Robbie Gould	CHI	-	8	*	24.00	8.00	8.00	9.00	7.00
Nick Folk	NYJ	-	7		24.00	8.00	7.00	8.00	9.00
Adam Vinatieri	IND	-	7		23.00	7.67	9.00	8.00	6.00
Josh Brown	STL	-	9	*	21.00	7.00	12.00	2.00	7.00
Dan Carpenter	MIA	-	5	*	21.00	7.00	12.00	2.00	7.00
Rob Bironas	TEN	-	9		20.00	6.67	9.00	3.00	8.00
Matt Prater	DEN	-	9		20.00	6.67	7.00	7.00	6.00
Connor Barth	TAM	-	4	*	20.00	6.67	7.00	8.00	5.00
Ryan Succop	KAN	-	4	*	20.00	6.67	7.00	10.00	3.00
Garrett Hartley	NOR	-	10		19.00	6.33	6.00	11.00	2.00
Olindo Mare	SEA	-	5	*	18.00	6.00	9.00	2.00	7.00
Rian Lindell	BUF	-	6	*	18.00	6.00	12.00	1.00	5.00
Stephen Gostkowski	NWE	-	5		18.00	6.00	8.00	2.00	8.00
David Buehler	DAL	-	4	*	18.00	6.00	9.00	8.00	1.00
David Akers	PHI	-	8		17.00	5.67	4.00	5.00	8.00
Josh Scobee	JAC	-	9	*	17.00	5.67	4.00	7.00	6.00
Billy Cundiff	BAL	-	8	*	14.00	4.67	6.00	4.00	4.00
Nate Kaeding	SDG	-	10		14.00	4.67	4.00	8.00	2.00
Lawrence Tynes	NYG	-	8		14.00	4.67	5.00	2.00	7.00
Joe Nedney	SFO	-	9	*	13.00	4.33	5.00	2.00	6.00
John Kasay	CAR	-	6	*	13.00	4.33	1.00	1.00	11.00
Ryan Longwell	MIN	-	4		13.00	4.33	6.00	4.00	3.00
Jason Hanson	DET	-	7	*	12.00	4.00	4.00	6.00	2.00
Jay Feely	ARI	-	6	*	12.00	4.00	6.00	1.00	5.00
Phil Dawson	CLE	-	8	*	9.00	3.00	5.00	2.00	2.00
Matt Stover	IND	-	7	*	0.00	0.00	0.00	0.00	0.00
John Carney	NOR	-	10	*	0.00	0.00	0.00	0.00	0.00
Kris Brown	HOU	X	7	*	0.00	0.00	0.00	0.00	0.00
Shayne Graham	BAL	-	8	*	0.00	0.00	0.00	0.00	0.00
Craig Hentrich	TEN	-	9	*	0.00	0.00	0.00	0.00	0.00
Aaron Elling	OAK	-	10	*	0.00	0.00	0.00	0.00	0.00
Dave Rayner	CIN	-	6	*	0.00	0.00	0.00	0.00	0.00
Paul Ernster	PIT	-	5	*	0.00	0.00	0.00	0.00	0.00
Shaun Suisham	STL	-	9	*	0.00	0.00	0.00	0.00	0.00
Nick Novak	SDG	-	10	*	0.00	0.00	0.00	0.00	0.00
Michael Koenen	ATL	-	8	*	0.00	0.00	0.00	0.00	0.00
Sam Koch	BAL	-	8	*	0.00	0.00	0.00	0.00	0.00
Tony Yelk	JAC	-	9	*	0.00	0.00	0.00	0.00	0.00
Justin Medlock	DET	-	7	*	0.00	0.00	0.00	0.00	0.00
Brandon Coutu	SEA	-	5	*	0.00	0.00	0.00	0.00	0.00
Steven Hauschka	DET	-	7	*	0.00	0.00	0.00	0.00	0.00
Sam Swank	NYG	-	8	*	0.00	0.00	0.00	0.00	0.00
Rhys Lloyd	CAR	-	6	*	0.00	0.00	0.00	0.00	0.00
Shane Andrus	SFO	-	9	*	0.00	0.00	0.00	0.00	0.00
Ricky Schmitt	TEN	-	9	*	0.00	0.00	0.00	0.00	0.00
Connor Hughes	DAL	-	4	*	0.00	0.00	0.00	0.00	0.00
Brett Swenson	IND	X	7	*	0.00	0.00	0.00	0.00	0.00
Garrett Lindholm	ATL	-	8	*	0.00	0.00	0.00	0.00	0.00
Hunter Lawrence	TAM	-	4	*	0.00	0.00	0.00	0.00	0.00
Todd Carter	CAR	-	6	*	0.00	0.00	0.00	0.00	0.00



## Top Defense / Sp Teams Scoring

PLAYER	NFL	INJ	BYE	FA	TOTAL	AVG	3	2	1
Seattle Seahawks	SEA	-	5		36.00	12.00	21.00	1.00	14.00
Pittsburgh Steelers	PIT	-	5		33.00	11.00	12.00	17.00	4.00
Kansas City Chiefs	KAN	-	4	*	24.00	8.00	6.00	9.00	9.00
Philadelphia Eagles	PHI	-	8		24.00	8.00	15.00	4.00	5.00
New England Patriots	NWE	-	5		21.00	7.00	3.00	3.00	15.00
Green Bay Packers	GNB	-	10		20.00	6.67	4.00	9.00	7.00
Washington Redskins	WAS	-	9	*	20.00	6.67	3.00	6.00	11.00
Indianapolis Colts	IND	-	7	*	19.00	6.33	3.00	13.00	3.00
Arizona Cardinals	ARI	-	6	*	18.00	6.00	10.00	2.00	6.00
Detroit Lions	DET	-	7	*	18.00	6.00	5.00	5.00	8.00
Miami Dolphins	MIA	-	5		18.00	6.00	0.00	13.00	5.00
Tennessee Titans	TEN	-	9		18.00	6.00	7.00	5.00	6.00
Atlanta Falcons	ATL	-	8		17.00	5.67	5.00	8.00	4.00
Chicago Bears	CHI	-	8		16.00	5.33	8.00	3.00	5.00
Dallas Cowboys	DAL	-	4		15.00	5.00	7.00	7.00	1.00
San Diego Chargers	SDG	-	10	*	15.00	5.00	6.00	8.00	1.00
Tampa Bay Buccaneers	TAM	-	4	*	15.00	5.00	2.00	10.00	3.00
Cincinnati Bengals	CIN	-	6		13.00	4.33	8.00	5.00	0.00
St. Louis Rams	STL	-	9	*	13.00	4.33	3.00	4.00	6.00
Jacksonville Jaguars	JAC	-	9	*	12.00	4.00	3.00	4.00	5.00
New Orleans Saints	NOR	-	10	*	12.00	4.00	3.00	6.00	3.00
New York Giants	NYG	-	8		12.00	4.00	1.00	2.00	9.00
New York Jets	NYJ	-	7		12.00	4.00	3.00	4.00	5.00
Oakland Raiders	OAK	-	10	*	12.00	4.00	5.00	4.00	3.00
Buffalo Bills	BUF	-	6	*	11.00	3.67	8.00	0.00	3.00
Minnesota Vikings	MIN	-	4	*	9.00	3.00	4.00	4.00	1.00
Carolina Panthers	CAR	-	6	*	8.00	2.67	3.00	0.00	5.00
Cleveland Browns	CLE	-	8	*	8.00	2.67	0.00	3.00	5.00
Baltimore Ravens	BAL	-	8		7.00	2.33	2.00	1.00	4.00
Denver Broncos	DEN	-	9	*	6.00	2.00	0.00	5.00	1.00
Houston Texans	HOU	-	7	*	6.00	2.00	0.00	3.00	3.00
San Francisco 49ers	SFO	-	9	*	5.00	1.67	1.00	2.00	2.00

# HARGER FANTASY FOOTBALL LEAGUE 2010

## Week 2 – Head to Head



Doomsday II  
Owner: Tom Harger

NO Mercy  
Owner: Phillip Harger

VS



<a href="#">Matt Ryan</a>	ATL	QB	ARI 7	<b>FINAL</b>
20.60	21-32, 225 yds passing (3 TDs)		ATL 41	
	6 carries, 6 yds rushing, 1 fumble(s)			
<a href="#">DeAngelo Williams</a>	CAR	RB	TAM 20	<b>FINAL</b>
7.40	17 carries, 54 yds rushing		CAR 7	
	3 catches, 20 yds receiving			
<a href="#">Maurice Jones-Drew</a>	JAC	RB	JAC 13	<b>FINAL</b>
3.80	12 carries, 31 yds rushing, 1 fumble(s)		SDG 38	
	1 catch, 17 yds receiving, 3 tackles			
<a href="#">Greg Jennings</a>	GNB	WR	BUF 7	<b>FINAL</b>
3.60	3 catches, 36 yds receiving		GNB 34	
<a href="#">Johnny Knox</a>	CHI	WR	CHI 27	<b>FINAL</b>
8.60	4 catches, 86 yds receiving		DAL 20	
<a href="#">Vernon Davis</a>	SFO	TE	NOR 25	<b>FINAL</b>
9.80	4 catches, 78 yds receiving (1 2XPs)		SFO 22	
<a href="#">Adam Vinatieri</a>	IND	K	NYG 14	<b>FINAL</b>
8.00	1 FG (38), 5 PATs		IND 38	
<a href="#">Baltimore Ravens</a>	BAL	D/ST	BAL 10	<b>FINAL</b>
1.00	35 tackles, 26 assists, 6 passes defended, 1.0 sack		CIN 15	
62.80				

### SCORING:

Matt Ryan 7 yd TD pass to Roddy White (4.00 pts)  
 Matt Ryan 19 yd TD pass to Jason Snelling (4.00 pts)  
 Matt Ryan 12 yd TD pass to Brian Finneran (4.00 pts)  
 Vernon Davis 2XP pass from Alex Smith (2.00 pts)  
 Adam Vinatieri PAT (1.00 pts)  
 Adam Vinatieri PAT (1.00 pts)  
 Adam Vinatieri 38 yd FG (3.00 pts)  
 Adam Vinatieri PAT (1.00 pts)  
 Adam Vinatieri PAT (1.00 pts)  
 Adam Vinatieri PAT (1.00 pts)

### GAME TOTAL BONUSES:

Matt Ryan 225 yards passing (9.00 pts)  
 Matt Ryan 6 combined rushing and receiving yds (0.60 pts)  
 DeAngelo Williams 74 combined rushing and receiving yds (7.40 pts)  
 Maurice Jones-Drew 48 combined rushing and receiving yds (4.80 pts)  
 Greg Jennings 36 combined rushing and receiving yds (3.60 pts)  
 Johnny Knox 86 combined rushing and receiving yds (8.60 pts)

<a href="#">Philip Rivers</a>	SDG	QB	JAC 13	<b>FINAL</b>
23.36	22-29, 334 yds passing (3 TDs), 2 INTs		SDG 38	
<a href="#">Brandon Jackson</a>	GNB	RB	BUF 7	<b>FINAL</b>
9.90	11 carries, 29 yds rushing (1 TDs)		GNB 34	
	1 catch, 10 yds receiving			
<a href="#">Chris Johnson</a>	TEN	RB	PIT 19	<b>FINAL</b>
4.30	16 carries, 34 yds rushing, 1 fumble(s)		TEN 11	
	5 catches, 19 yds receiving, 1 tackle			
<a href="#">Santana Moss</a>	WAS	WR	HOU 30	<b>FINAL</b>
8.10	1 carry, -8 yds rushing		WAS 27	
	10 catches, 89 yds receiving			
<a href="#">Miles Austin</a>	DAL	WR	CHI 27	<b>FINAL</b>
14.20	10 catches, 142 yds receiving, 1 tackle		DAL 20	
<a href="#">Calvin Johnson</a>	DET	WR	PHI 35	<b>FINAL</b>
13.00	4 catches, 50 yds receiving (1 TDs) (1 2XPs), 1 tackle		DET 32	
<a href="#">Ryan Longwell</a>	MIN	K	MIA 14	<b>FINAL</b>
4.00	1 FG (28), 1 PAT		MIN 10	
<a href="#">New York Giants</a>	NYG	D/ST	NYG 14	<b>FINAL</b>
2.00	59 tackles, 18 assists, 1 pass defended, 1.0 sack, 1 FF, 1 FR		IND 38	
78.86				

### SCORING:

Philip Rivers 9 yd TD pass to Antonio Gates (4.00 pts)  
 Philip Rivers 4 yd TD pass to Antonio Gates (4.00 pts)  
 Philip Rivers 54 yd TD pass to Malcom Floyd (4.00 pts)  
 Brandon Jackson 1 yd rushing TD (6.00 pts)  
 Calvin Johnson 2XP pass from Shaun Hill (2.00 pts)  
 Calvin Johnson 19 yd TD pass from Shaun Hill (6.00 pts)  
 Ryan Longwell PAT (1.00 pts)  
 Ryan Longwell 28 yd FG (3.00 pts)

### GAME TOTAL BONUSES:

Philip Rivers 334 yards passing (13.36 pts)  
 Brandon Jackson 39 combined rushing and receiving yds (3.90 pts)  
 Chris Johnson 53 combined rushing and receiving yds (5.30 pts)  
 Santana Moss 81 combined rushing and receiving yds (8.10 pts)  
 Miles Austin 142 combined rushing and receiving yds (14.20 pts)  
 Calvin Johnson 50 combined rushing and receiving yds (5.00 pts)



# HARGER FANTASY FOOTBALL LEAGUE 2010

## Week 2 – Head to Head

Vernon Davis 78 combined rushing and receiving yds (7.80 pts)

Baltimore Ravens 1.0 sack (1.00 pts)

### DEDUCTIONS:

Matt Ryan 1 fumble lost (-1.00 pts)

Maurice Jones-Drew 1 fumble lost (-1.00 pts)

### BENCH:

0.00 Kevin Kolb, QB

10.30 Pierre Thomas, RB

15.30 Darren McFadden, RB

4.30 Jonathan Stewart, RB

3.30 Chris Chambers, WR

2.60 Stephen Williams, WR

2.70 Brent Celek, TE

7.00 Matt Prater, K

New York Giants 1.0 sack (1.00 pts)

New York Giants 1 fumble recovered (1.00 pts)

### DEDUCTIONS:

Philip Rivers 2 interceptions (-2.00 pts)

Chris Johnson 1 fumble lost (-1.00 pts)

### BENCH:

6.68 Carson Palmer, QB

6.00 Shonn Greene, RB

0.10 Javon Ringer, RB

9.80 Wes Welker, WR

15.50 Malcom Floyd, WR

0.00 Lance Moore, WR

4.50 Dwayne Bowe, WR

2.40 Owen Daniels, TE

---

# HARGER FANTASY FOOTBALL LEAGUE 2010

## Week 2 – Head to Head



JJJammin-On-The-One  
Owner: A.J. Harger

5.00	<a href="#">Brett Favre</a>	MIN	QB	MIA 14	<b>FINAL</b>
				MIN 10	
	22-36, 225 yds passing, 3 INTs, 1 fumble(s)				
7.50	<a href="#">Michael Turner</a>	ATL	RB	ARI 7	<b>FINAL</b>
				ATL 41	
	9 carries, 75 yds rushing				
	<a href="#">Knowshon Moreno</a>	DEN	RB	SEA 14	<b>FINAL</b>
				DEN 31	
	24 carries, 51 yds rushing (1 TDs)				
	4 catches, 67 yds receiving				
17.80	<a href="#">Roddy White</a>	ATL	WR	ARI 7	<b>FINAL</b>
				ATL 41	
	7 catches, 78 yds receiving (1 TDs)				
8.50	<a href="#">Austin Collie</a>	IND	WR	NYG 14	<b>FINAL</b>
				IND 38	
	4 catches, 25 yds receiving (1 TDs)				
	<a href="#">Dallas Clark</a>	IND	TE	NYG 14	<b>FINAL</b>
				IND 38	
	5 catches, 83 yds receiving (1 TDs)				
2.00	<a href="#">Stephen Gostkowski</a>	NWE	K	NWE 14	<b>FINAL</b>
				NYJ 28	
	1 missed FG (37), 2 PATs				
3.00	<a href="#">New England Patriots</a>	NWE	D/ST	NWE 14	<b>FINAL</b>
				NYJ 28	
	52 tackles, 14 assists, 3.0 sacks				
73.90					

### SCORING:

Knowshon Moreno 1 yd rushing TD (6.00 pts)  
 Roddy White 7 yd TD pass from Matt Ryan (6.00 pts)  
 Austin Collie 3 yd TD pass from Peyton Manning (6.00 pts)  
 Dallas Clark 50 yd TD pass from Peyton Manning (8.00 pts)  
 Stephen Gostkowski PAT (1.00 pts)  
 Stephen Gostkowski PAT (1.00 pts)

### GAME TOTAL BONUSES:

Brett Favre 225 yards passing (9.00 pts)  
 Michael Turner 75 combined rushing and receiving yds (7.50 pts)  
 Knowshon Moreno 118 combined rushing and receiving yds (11.80 pts)  
 Roddy White 78 combined rushing and receiving yds (7.80 pts)  
 Austin Collie 25 combined rushing and receiving yds (2.50 pts)  
 Dallas Clark 83 combined rushing and receiving yds (8.30 pts)  
 New England Patriots 3.0 sacks (3.00 pts)

### DEDUCTIONS:

Brett Favre 3 interceptions (-3.00 pts)  
 Brett Favre 1 fumble lost (-1.00 pts)

### BENCH:

18.42 Matt Hasselbeck, QB



Pigskin Princess  
Owner: Leah Harger



31.08	<a href="#">Matt Schaub</a>	HOU	QB	HOU 30	<b>FINAL</b>
				WAS 27	
	38-52, 497 yds passing (3 TDs), 1 INTs				
	1 carry, 2 yds rushing				
8.90	<a href="#">Ahmad Bradshaw</a>	NYG	RB	NYG 14	<b>FINAL</b>
				IND 38	
	17 carries, 89 yds rushing, 1 tackle				
	<a href="#">Rashard Mendenhall</a>	PIT	RB	PIT 19	<b>FINAL</b>
				TEN 11	
	23 carries, 69 yds rushing				
	1 catch, 3 yds receiving				
9.80	<a href="#">Donald Driver</a>	GNB	WR	BUF 7	<b>FINAL</b>
				GNB 34	
	4 catches, 38 yds receiving (1 TDs)				
4.40	<a href="#">Chad Ochocinco</a>	CIN	WR	BAL 10	<b>FINAL</b>
				CIN 15	
	4 catches, 44 yds receiving				
21.80	<a href="#">Andre Johnson</a>	HOU	WR	HOU 30	<b>FINAL</b>
				WAS 27	
	12 catches, 158 yds receiving (1 TDs)				
3.00	<a href="#">Rob Bironas</a>	TEN	K	PIT 19	<b>FINAL</b>
				TEN 11	
	1 FG (21)				
	<a href="#">Chicago Bears</a>	CHI	D/ST	CHI 27	<b>FINAL</b>
				DAL 20	
	51 tackles, 8 assists, 7 passes defensed, 2 INT, 1 FF, 1 FR				

89.18

### SCORING:

Matt Schaub 5 yd TD pass to Jacoby Jones (4.00 pts)  
 Matt Schaub 6 yd TD pass to Kevin Walter (4.00 pts)  
 Matt Schaub 34 yd TD pass to Andre Johnson (4.00 pts)  
 Donald Driver 7 yd TD pass from Aaron Rodgers (6.00 pts)  
 Andre Johnson 34 yd TD pass from Matt Schaub (6.00 pts)  
 Rob Bironas 21 yd FG (3.00 pts)

### GAME TOTAL BONUSES:

Matt Schaub 497 yards passing (19.88 pts)  
 Matt Schaub 2 combined rushing and receiving yds (0.20 pts)  
 Ahmad Bradshaw 89 combined rushing and receiving yds (8.90 pts)  
 Rashard Mendenhall 72 combined rushing and receiving yds (7.20 pts)  
 Donald Driver 38 combined rushing and receiving yds (3.80 pts)  
 Chad Ochocinco 44 combined rushing and receiving yds (4.40 pts)  
 Andre Johnson 158 combined rushing and receiving yds (15.80 pts)  
 Chicago Bears 2 interceptions (2.00 pts)  
 Chicago Bears 1 fumble recovered (1.00 pts)

### DEDUCTIONS:

Matt Schaub 1 interception (-1.00 pts)

### BENCH:

6.92 David Garrard, QB

**HARGER FANTASY FOOTBALL LEAGUE 2010**  
**Week 2 – Head to Head**

2.00 Ricky Williams, RB

10.20 LaDainian Tomlinson, RB

0.00 Laurence Maroney, RB

9.90 Fred Jackson, RB

0.40 Nate Burleson, WR

3.50 Steve Smith, WR

1.00 Steve Breaston, WR

1.50 Chester Taylor, RB

7.30 Ronnie Brown, RB

3.10 Marion Barber, RB

12.60 Matt Forte, RB

0.00 Lee Evans, WR

12.50 Braylon Edwards, WR

0.00 Devin Aromashodu, WR

# HARGER FANTASY FOOTBALL LEAGUE 2010

## Week 2 – Head to Head



The General  
Owner: Matthew Harger



Big Sexy  
Owner: Robin Lucas

VS

<a href="#">Tom Brady</a>	NWE	QB	NWE 14		
14.92	20-36, 248 yds passing (2 TDs), 2 INTs, 1 fumble(s)		NYJ 28	<b>FINAL</b>	
<a href="#">Carnell Williams</a>	TAM	RB	TAM 20		
5.90	27 carries, 51 yds rushing 1 catch, 8 yds receiving		CAR 7	<b>FINAL</b>	
<a href="#">Frank Gore</a>	SFO	RB	NOR 25		
28.80	20 carries, 112 yds rushing (1 TDs) 7 catches, 56 yds receiving (1 TDs), 1 tackle		SFO 22	<b>FINAL</b>	
<a href="#">Reggie Wayne</a>	IND	WR	NYG 14		
15.60	7 catches, 96 yds receiving (1 TDs)		IND 38	<b>FINAL</b>	
<a href="#">Larry Fitzgerald</a>	ARI	WR	ARI 7		
8.30	7 catches, 83 yds receiving		ATL 41	<b>FINAL</b>	
<a href="#">Jermichael Finley</a>	GNB	TE	BUF 7		
10.30	4 catches, 103 yds receiving		GNB 34	<b>FINAL</b>	
<a href="#">Garrett Hartley</a>	NOR	K	NOR 25		
11.00	3 FGs (46,19,37), 2 PATs		SFO 22	<b>FINAL</b>	
<a href="#">Miami Dolphins</a>	MIA	D/ST	MIA 14		
13.00	1 TD, 56 tackles, 22 assists, 8 passes defended, 3.0 sacks, 3 INT, 1 FF, 1 FR		MIN 10	<b>FINAL</b>	
107.82					

### SCORING:

- Tom Brady 6 yd TD pass to Wes Welker (4.00 pts)
- Tom Brady 34 yd TD pass to Randy Moss (4.00 pts)
- Frank Gore 12 yd TD pass from Alex Smith (6.00 pts)
- Frank Gore 7 yd rushing TD (6.00 pts)
- Reggie Wayne 10 yd TD pass from Peyton Manning (6.00 pts)
- Garrett Hartley PAT (1.00 pts)
- Garrett Hartley PAT (1.00 pts)
- Garrett Hartley 46 yd FG (3.00 pts)
- Garrett Hartley 19 yd FG (3.00 pts)
- Garrett Hartley 37 yd FG (3.00 pts)
- Miami Dolphins 0 yd fumble return TD (6.00 pts)

### GAME TOTAL BONUSES:

- Tom Brady 248 yards passing (9.92 pts)
- Carnell Williams 59 combined rushing and receiving yds (5.90 pts)

<a href="#">Peyton Manning</a>	IND	QB	NYG 14		
22.20	20-26, 255 yds passing (3 TDs) 3 carries, -3 yds rushing		IND 38	<b>FINAL</b>	
<a href="#">Brandon Jacobs</a>	NYG	RB	NYG 14		
0.80	4 carries, 8 yds rushing		IND 38	<b>FINAL</b>	
<a href="#">LeSean McCoy</a>	PHI	RB	PHI 35		
30.80	16 carries, 120 yds rushing (3 TDs) 4 catches, 8 yds receiving		DET 32	<b>FINAL</b>	
<a href="#">Legedu Naanee</a>	SDG	WR	JAC 13		
1.40	1 catch, 14 yds receiving, 2 tackles		SDG 38	<b>FINAL</b>	
<a href="#">Jeremy Maclin</a>	PHI	WR	PHI 35		
8.60	3 catches, 26 yds receiving (1 TDs)		DET 32	<b>FINAL</b>	
<a href="#">Mike Wallace</a>	PIT	WR	PIT 19		
2.50	2 catches, 25 yds receiving		TEN 11	<b>FINAL</b>	
<a href="#">Jeff Reed</a>	PIT	K	PIT 19		
13.00	4 FGs (36,34,25,27), 1 PAT		TEN 11	<b>FINAL</b>	
<a href="#">Green Bay Packers</a>	GNB	D/ST	BUF 7		
9.00	52 tackles, 18 assists, 3 passes defended, 4.0 sacks, 2 INT		GNB 34	<b>FINAL</b>	
88.30					

### SCORING:

- Peyton Manning 50 yd TD pass to Dallas Clark (4.00 pts)
- Peyton Manning 3 yd TD pass to Austin Collie (4.00 pts)
- Peyton Manning 10 yd TD pass to Reggie Wayne (4.00 pts)
- LeSean McCoy 14 yd rushing TD (6.00 pts)
- LeSean McCoy 4 yd rushing TD (6.00 pts)
- LeSean McCoy 46 yd rushing TD (6.00 pts)
- Jeremy Maclin 9 yd TD pass from Michael Vick (6.00 pts)
- Jeff Reed PAT (1.00 pts)
- Jeff Reed 36 yd FG (3.00 pts)
- Jeff Reed 34 yd FG (3.00 pts)
- Jeff Reed 25 yd FG (3.00 pts)
- Jeff Reed 27 yd FG (3.00 pts)

### GAME TOTAL BONUSES:

- Peyton Manning 255 yards passing (10.20 pts)
- Brandon Jacobs 8 combined rushing and receiving yds (0.80 pts)

# HARGER FANTASY FOOTBALL LEAGUE 2010

## Week 2 – Head to Head

Frank Gore 168 combined rushing and receiving yds (16.80 pts)  
Reggie Wayne 96 combined rushing and receiving yds (9.60 pts)  
Larry Fitzgerald 83 combined rushing and receiving yds (8.30 pts)  
Jermichael Finley 103 combined rushing and receiving yds (10.30 pts)

Miami Dolphins 3.0 sacks (3.00 pts)  
Miami Dolphins 3 interceptions (3.00 pts)  
Miami Dolphins 1 fumble recovered (1.00 pts)

### DEDUCTIONS:

Tom Brady 2 interceptions (-2.00 pts)  
Tom Brady 1 fumble lost (-1.00 pts)

### BENCH:

21.04 Donovan McNabb, QB  
15.30 Clinton Portis, RB  
9.40 Reggie Bush, RB  
9.10 Derrick Mason, WR  
12.60 Steve Smith, WR  
9.80 Hakeem Nicks, WR  
8.00 Nick Folk, K  
17.00 Pittsburgh Steelers, D/ST

LeSean McCoy 128 combined rushing and receiving yds (12.80 pts)  
Legedu Naanee 14 combined rushing and receiving yds (1.40 pts)  
Jeremy Maclin 26 combined rushing and receiving yds (2.60 pts)  
Mike Wallace 25 combined rushing and receiving yds (2.50 pts)  
Green Bay Packers 4.0 sacks (4.00 pts)  
Green Bay Packers 7 total points allowed (3.00 pts)  
Green Bay Packers 2 interceptions (2.00 pts)

### DEDUCTIONS:

None.

### BENCH:

8.56 Chad Henne, QB  
8.80 Thomas Jones, RB  
1.90 Felix Jones, RB  
7.10 Brandon Marshall, WR  
15.50 Mike Sims-Walker, WR  
0.60 Julian Edelman, WR  
14.40 Chris Cooley, TE  
5.00 Cincinnati Bengals, D/ST

---

# HARGER FANTASY FOOTBALL LEAGUE 2010

## Week 2 – Head to Head



The Feds  
Owner: Paul Harger

VS



Roughriders  
Owner: Bryan Ferryman

<a href="#">Joe Flacco</a>	BAL	QB	BAL 10 CIN 15	<b>FINAL</b>
7.06	17-39, 154 yds passing (1 TDs), 4 INTs 3 carries, 9 yds rushing			
<a href="#">Steven Jackson</a>	STL	RB	STL 14 OAK 16	<b>FINAL</b>
12.50	19 carries, 75 yds rushing 4 catches, 50 yds receiving			
<a href="#">Ray Rice</a>	BAL	RB	BAL 10 CIN 15	<b>FINAL</b>
11.70	16 carries, 87 yds rushing 4 catches, 30 yds receiving, 1 tackle			
<a href="#">Terrell Owens</a>	CIN	WR	BAL 10 CIN 15	<b>FINAL</b>
5.70	3 catches, 57 yds receiving			
<a href="#">Marques Colston</a>	NOR	WR	NOR 25 SFO 22	<b>FINAL</b>
6.70	5 catches, 67 yds receiving			
<a href="#">DeSean Jackson</a>	PHI	WR	PHI 35 DET 32	<b>FINAL</b>
20.00	1 carry, 5 yds rushing 4 catches, 135 yds receiving (1 TDs)			
<a href="#">Lawrence Tynes</a>	NYG	K	NYG 14 IND 38	<b>FINAL</b>
2.00	2 PATs			
<a href="#">Philadelphia Eagles</a>	PHI	D/ST	PHI 35 DET 32	<b>FINAL</b>
4.00	54 tackles, 9 assists, 10 passes defended, 2.0 sacks, 2 INT, 1 FF			
69.66				

### SCORING:

Joe Flacco 31 yd TD pass to Derrick Mason (4.00 pts)  
DeSean Jackson 45 yd TD pass from Michael Vick (6.00 pts)  
Lawrence Tynes PAT (1.00 pts)  
Lawrence Tynes PAT (1.00 pts)

### GAME TOTAL BONUSSES:

Joe Flacco 154 yards passing (6.16 pts)  
Joe Flacco 9 combined rushing and receiving yds (0.90 pts)  
Steven Jackson 125 combined rushing and receiving yds (12.50 pts)  
Ray Rice 117 combined rushing and receiving yds (11.70 pts)  
Terrell Owens 57 combined rushing and receiving yds (5.70 pts)

<a href="#">Drew Brees</a>	NOR	QB	NOR 25 SFO 22	<b>FINAL</b>
18.86	28-38, 254 yds passing (2 TDs) 1 catch, 7 yds receiving			
<a href="#">Ryan Mathews</a>	SDG	RB	JAC 13 SDG 38	<b>FINAL</b>
4.50	5 carries, 26 yds rushing, 1 fumble(s) 2 catches, 29 yds receiving			
<a href="#">Jahvid Best</a>	DET	RB	PHI 35 DET 32	<b>FINAL</b>
41.20	17 carries, 78 yds rushing (2 TDs) 9 catches, 154 yds receiving (1 TDs)			
<a href="#">Anquan Boldin</a>	BAL	WR	BAL 10 CIN 15	<b>FINAL</b>
3.50	5 catches, 35 yds receiving, 1 tackle			
<a href="#">Jason Witten</a>	DAL	TE	CHI 27 DAL 20	<b>FINAL</b>
5.10	5 catches, 51 yds receiving			
<a href="#">Visanthe Shiancoe</a>	MIN	TE	MIA 14 MIN 10	<b>FINAL</b>
8.60	6 catches, 86 yds receiving			
<a href="#">David Akers</a>	PHI	K	PHI 35 DET 32	<b>FINAL</b>
5.00	5 PATs			
<a href="#">New Orleans Saints</a>	NOR	D/ST	NOR 25 SFO 22	<b>FINAL</b>
6.00	44 tackles, 14 assists, 5 passes defended, 2 INT, 2 FF, 2 FR			
92.76				

### SCORING:

Drew Brees 6 yd TD pass to Reggie Bush (4.00 pts)  
Drew Brees 3 yd TD pass to David Thomas (4.00 pts)  
Jahvid Best 14 yd rushing TD (6.00 pts)  
Jahvid Best 75 yd TD pass from Shaun Hill (6.00 pts)  
Jahvid Best 2 yd rushing TD (6.00 pts)  
David Akers PAT (1.00 pts)  
David Akers PAT (1.00 pts)  
David Akers PAT (1.00 pts)  
David Akers PAT (1.00 pts)  
David Akers PAT (1.00 pts)  
New Orleans Saints safety (2.00 pts)

### GAME TOTAL BONUSSES:

Drew Brees 254 yards passing (10.16 pts)  
Drew Brees 7 combined rushing and receiving yds (0.70 pts)  
Ryan Mathews 55 combined rushing and receiving yds (5.50 pts)  
Jahvid Best 232 combined rushing and receiving yds (23.20 pts)  
Anquan Boldin 35 combined rushing and receiving yds (3.50 pts)

# HARGER FANTASY FOOTBALL LEAGUE 2010

## Week 2 – Head to Head

Marques Colston 67 combined rushing and receiving yds (6.70 pts)  
DeSean Jackson 140 combined rushing and receiving yds (14.00 pts)  
Philadelphia Eagles 2.0 sacks (2.00 pts)  
Philadelphia Eagles 2 interceptions (2.00 pts)

### DEDUCTIONS:

Joe Flacco 4 interceptions (-4.00 pts)

### BENCH:

0.00 Brian Westbrook, RB  
5.20 Justin Forsett, RB  
0.00 Chris Wells, RB  
0.90 Hines Ward, WR  
14.40 Mark Clayton, WR  
1.10 Pierre Garcon, WR  
15.70 Demaryius Thomas, WR  
11.40 Mike Williams, WR

Jason Witten 51 combined rushing and receiving yds (5.10 pts)  
Visanthe Shiancoe 86 combined rushing and receiving yds (8.60 pts)  
New Orleans Saints 2 interceptions (2.00 pts)  
New Orleans Saints 2 fumbles recovered (2.00 pts)

### DEDUCTIONS:

Ryan Mathews 1 fumble lost (-1.00 pts)

### BENCH:

0.00 Ben Roethlisberger, QB  
5.80 Jerome Harrison, RB  
0.00 Kevin Smith, RB  
18.40 Tim Hightower, RB  
9.40 Nate Washington, WR  
11.30 Jacoby Jones, WR  
0.40 Laurent Robinson, WR  
12.50 Eddie Royal, WR

---

# HARGER FANTASY FOOTBALL LEAGUE 2010

## Week 2 – Head to Head



The Mighty Warriors  
Owner: Mark Harger



The Columbus Knights  
Owner: Jamie Johnston

VS

<a href="#">Michael Vick</a>	PHI	QB	PHI 35 DET 32	<b>FINAL</b>	<a href="#">Aaron Rodgers</a>	GNB	QB	BUF 7 GNB 34	<b>FINAL</b>
23.06	21-34, 284 yds passing (2 TDs) 8 carries, 37 yds rushing				26.20	19-29, 255 yds passing (2 TDs) 5 carries, 20 yds rushing (1 TDs)			
<a href="#">Adrian Peterson</a>	MIN	RB	MIA 14 MIN 10	<b>FINAL</b>	<a href="#">Joseph Addai</a>	IND	RB	NYG 14 IND 38	<b>FINAL</b>
24.60	28 carries, 145 yds rushing (1 TDs) 5 catches, 41 yds receiving				11.30	20 carries, 92 yds rushing 2 catches, 21 yds receiving			
<a href="#">Arian Foster</a>	HOU	RB	HOU 30 WAS 27	<b>FINAL</b>	<a href="#">Jamaal Charles</a>	KAN	RB	KAN 16 CLE 14	<b>FINAL</b>
13.80	19 carries, 69 yds rushing 3 catches, 69 yds receiving				7.60	11 carries, 49 yds rushing 1 catch, 27 yds receiving			
<a href="#">Brandon Lloyd</a>	DEN	WR	SEA 14 DEN 31	<b>FINAL</b>	<a href="#">Randy Moss</a>	NWE	WR	NWE 14 NYJ 28	<b>FINAL</b>
5.30	3 catches, 53 yds receiving				9.80	2 catches, 38 yds receiving (1 TDs), 1 tackle			
<a href="#">Dez Bryant</a>	DAL	WR	CHI 27 DAL 20	<b>FINAL</b>	<a href="#">T.J. Houshmandzadeh</a>	BAL	WR	BAL 10 CIN 15	<b>FINAL</b>
11.20	2 catches, 52 yds receiving 1 TD				0.00				
<a href="#">Antonio Gates</a>	SDG	TE	JAC 13 SDG 38	<b>FINAL</b>	<a href="#">Jerricho Cotchery</a>	NYJ	WR	NWE 14 NYJ 28	<b>FINAL</b>
21.70	5 catches, 57 yds receiving (2 TDs)				9.20	2 carries, 6 yds rushing 4 catches, 26 yds receiving (1 TDs)			
<a href="#">Mason Crosby</a>	GNB	K	BUF 7 GNB 34	<b>FINAL</b>	<a href="#">Nate Kaeding</a>	SDG	K	JAC 13 SDG 38	<b>FINAL</b>
10.00	2 FGs (44,24), 4 PATs				8.00	1 FG (41), 5 PATs			
<a href="#">Minnesota Vikings</a>	MIN	D/ST	MIA 14 MIN 10	<b>FINAL</b>	<a href="#">New York Jets</a>	NYJ	D/ST	NWE 14 NYJ 28	<b>FINAL</b>
4.00	39 tackles, 12 assists, 2 passes defensed, 2.0 sacks, 2 FF, 2 FR				4.00	45 tackles, 11 assists, 7 passes defensed, 1.0 sack, 2 INT, 1 FF, 1 FR			
113.66					76.10				

### SCORING:

Michael Vick 45 yd TD pass to DeSean Jackson (4.00 pts)  
 Michael Vick 9 yd TD pass to Jeremy Maclin (4.00 pts)  
 Adrian Peterson 1 yd rushing TD (6.00 pts)  
 Dez Bryant 62 yd punt return TD (6.00 pts)  
 Antonio Gates 9 yd TD pass from Philip Rivers (8.00 pts)  
 Antonio Gates 4 yd TD pass from Philip Rivers (8.00 pts)  
 Mason Crosby 44 yd FG (3.00 pts)  
 Mason Crosby 24 yd FG (3.00 pts)  
 Mason Crosby PAT (1.00 pts)  
 Mason Crosby PAT (1.00 pts)  
 Mason Crosby PAT (1.00 pts)  
 Mason Crosby PAT (1.00 pts)

### GAME TOTAL BONUSES:

### SCORING:

Aaron Rodgers 7 yd TD pass to Donald Driver (4.00 pts)  
 Aaron Rodgers 9 yd rushing TD (6.00 pts)  
 Aaron Rodgers 30 yd TD pass to James Jones (4.00 pts)  
 Randy Moss 34 yd TD pass from Tom Brady (6.00 pts)  
 Jerricho Cotchery 2 yd TD pass from Mark Sanchez (6.00 pts)  
 Nate Kaeding PAT (1.00 pts)  
 Nate Kaeding PAT (1.00 pts)  
 Nate Kaeding PAT (1.00 pts)  
 Nate Kaeding 41 yd FG (3.00 pts)  
 Nate Kaeding PAT (1.00 pts)  
 Nate Kaeding PAT (1.00 pts)

### GAME TOTAL BONUSES:



## HARGER FANTASY FOOTBALL LEAGUE 2010

### Week 2 – Head to Head

Michael Vick 284 yards passing (11.36 pts)

Michael Vick 37 combined rushing and receiving yds (3.70 pts)

Adrian Peterson 186 combined rushing and receiving yds (18.60 pts)

Arian Foster 138 combined rushing and receiving yds (13.80 pts)

Brandon Lloyd 53 combined rushing and receiving yds (5.30 pts)

Dez Bryant 52 combined rushing and receiving yds (5.20 pts)

Antonio Gates 57 combined rushing and receiving yds (5.70 pts)

Minnesota Vikings 2.0 sacks (2.00 pts)

Minnesota Vikings 2 fumbles recovered (2.00 pts)

#### DEDUCTIONS:

None.

#### BENCH:

16.96 Tony Romo, QB

23.38 Jay Cutler, QB

1.10 Fred Taylor, RB

2.60 C.J. Spiller, RB

0.70 Mike Williams, WR

1.50 Jermaine Gresham, TE

12.00 Neil Rackers, K

5.00 Tennessee Titans, D/ST

Aaron Rodgers 255 yards passing (10.20 pts)

Aaron Rodgers 20 combined rushing and receiving yds (2.00 pts)

Joseph Addai 113 combined rushing and receiving yds (11.30 pts)

Jamaal Charles 76 combined rushing and receiving yds (7.60 pts)

Randy Moss 38 combined rushing and receiving yds (3.80 pts)

Jerricho Cotchery 32 combined rushing and receiving yds (3.20 pts)

New York Jets 1.0 sack (1.00 pts)

New York Jets 2 interceptions (2.00 pts)

New York Jets 1 fumble recovered (1.00 pts)

#### DEDUCTIONS:

None.

#### BENCH:

12.04 Eli Manning, QB

7.80 Cedric Benson, RB

4.30 Roy Williams, WR

0.00 Vincent Jackson, WR

0.00 Santonio Holmes, WR

3.20 Percy Harvin, WR

6.10 Kenny Britt, WR

7.00 Dallas Cowboys, D/ST



# Harger Fantasy Football League

www.rtsports.com

Thru Week 2

24-Sep-2010 11:05 AM Eastern

## HFFL2010 Division

TEAM	W	L	T	PCT	PF	PA	DIVISION	STREAK
The Mighty Warriors	2	0	0	1.000	229.14	131.12	2 - 0 - 0	Won 2
Pigskin Princess	2	0	0	1.000	194.26	129.06	2 - 0 - 0	Won 2
The General	2	0	0	1.000	186.14	134.72	2 - 0 - 0	Won 2
NO Mercy	2	0	0	1.000	169.88	138.72	2 - 0 - 0	Won 2
JJJammin-On-The-One	1	1	0	0.500	147.54	141.16	1 - 1 - 0	Lost 1
Roughriders	1	1	0	0.500	144.74	143.30	1 - 1 - 0	Won 1
Big Sexy	0	2	0	0.000	164.22	198.84	0 - 2 - 0	Lost 2
The Feds	0	2	0	0.000	124.68	208.24	0 - 2 - 0	Lost 2
The Columbus Knights	0	2	0	0.000	122.52	191.98	0 - 2 - 0	Lost 2
Doomsday II	0	2	0	0.000	117.96	183.94	0 - 2 - 0	Lost 2

## Total Points

The Mighty Warriors	229.14
Pigskin Princess	194.26
The General	186.14
NO Mercy	169.88
Big Sexy	164.22
JJJammin-On-The-One	147.54
Roughriders	144.74
The Feds	124.68
The Columbus Knights	122.52
Doomsday II	117.96

## Harger Fantasy Football League 2010 Week 2 Starting Points Summary

---



[Doomsday II](#)

62.80

[JJJammin-On-The-One](#)

73.90



[NO Mercy](#)

78.86

[Pigskin Princess](#)

89.18

[GameCast](#) | **Final**

Actual vs Best: [Doomsday II](#) | [NO Mercy](#)

High Scorer: [Philip Rivers](#) (23.36 points)

[GameCast](#) | **Final**

Actual vs Best: [JJJammin-On-The-One](#) | [Pigskin Princess](#)

High Scorer: [Matt Schaub](#) (31.08 points)



[The General](#)

107.82



[The Feds](#)

69.66



[Big Sexy](#)

88.30



[Roughriders](#)

92.76

[GameCast](#) | **Final**

Actual vs Best: [The General](#) | [Big Sexy](#)

High Scorer: [LeSean McCoy](#) (30.80 points)

[GameCast](#) | **Final**

Actual vs Best: [The Feds](#) | [Roughriders](#)

High Scorer: [Jahvid Best](#) (41.20 points)



[The Mighty Warriors](#)

113.66



[The Columbus Knights](#)

76.10

[GameCast](#) | **Final**

Actual vs Best: [The Mighty Warriors](#) | [The Columbus Knights](#)

High Scorer: [Aaron Rodgers](#) (26.20 points)

League Average: 85.30



# Harger Fantasy Football League

## Top Quarterback Scoring

PLAYER	NFL	INJ	BYE	FA	TOTAL	AVG	2	1
Peyton Manning	IND	-	7		51.52	25.76	22.20	29.32
Jay Cutler	CHI	-	8		46.46	23.23	23.38	23.08
Michael Vick	PHI	-	8		44.36	22.18	23.06	21.30
Philip Rivers	SDG	-	10		43.78	21.89	23.36	20.42
Aaron Rodgers	GNB	-	10		40.62	20.31	26.20	14.42
Matt Hasselbeck	SEA	-	5		38.62	19.31	18.42	20.20
Matt Schaub	HOU	-	7		38.36	19.18	31.08	7.28
Tom Brady	NWE	P	5		37.24	18.62	14.92	22.32
Josh Freeman	TAM	P	4		37.10	18.55	19.42	17.68
Kyle Orton	DEN	-	9	*	36.28	18.14	20.28	16.00
Drew Brees	NOR	-	10		32.34	16.17	18.86	13.48
Tony Romo	DAL	-	4		32.24	16.12	16.96	15.28
Eli Manning	NYG	-	8		31.56	15.78	12.04	19.52
Matt Ryan	ATL	-	8		30.08	15.04	20.60	9.48
Donovan McNabb	WAS	-	9		29.58	14.79	21.04	8.54
Carson Palmer	CIN	-	6	*	28.38	14.19	6.68	21.70
David Garrard	JAC	-	9		26.72	13.36	6.92	19.80
Mark Sanchez	NYJ	-	7	*	26.46	13.23	23.00	3.46
Alex Smith	SFO	-	9	*	24.80	12.40	17.80	7.00
Sam Bradford	STL	-	9	*	24.80	12.40	13.68	11.12
Shaun Hill	DET	-	7	*	24.52	12.26	23.00	1.52
Derek Anderson	ARI	-	6	*	20.22	10.11	4.44	15.78
Jason Campbell	OAK	-	10	*	17.08	8.54	4.38	12.70
Vince Young	TEN	-	9	*	17.00	8.50	0.84	16.16
Matt Moore	CAR	-	6	*	15.98	7.99	7.20	8.78
Chad Henne	MIA	-	5		15.84	7.92	8.56	7.28
Joe Flacco	BAL	-	8		15.18	7.59	7.06	8.12
Brett Favre	MIN	P	4		14.84	7.42	5.00	9.84
Trent Edwards	BUF	-	6	*	14.04	7.02	3.28	10.76
Seneca Wallace	CLE	-	8	*	13.46	6.73	12.56	0.90
Matt Cassel	KAN	-	4	*	12.66	6.33	5.54	7.12
Dennis Dixon	PIT	O	5	*	11.36	5.68	2.52	8.84
Jake Delhomme	CLE	D	8	*	11.18	5.59	0.00	11.18
Kerry Collins	TEN	-	9	*	9.96	4.98	9.96	0.00
Bruce Gradkowski	OAK	-	10	*	9.48	4.74	9.48	0.00
Luke McCown	JAC	X	9	*	5.20	2.60	5.20	0.00
Matthew Stafford	DET	O	7	*	2.32	1.16	0.00	2.32
Jimmy Clausen	CAR	-	6	*	1.36	0.68	1.36	0.00
Charlie Batch	PIT	-	5	*	1.00	0.50	1.00	0.00
Kevin Kolb	PHI	P	8		0.96	0.48	0.00	0.96
Tim Tebow	DEN	-	9	*	0.20	0.10	0.00	0.20
Todd Collins	CHI	-	8	*	0.00	0.00	0.00	0.00
Mark Brunell	NYJ	-	7	*	0.00	0.00	0.00	0.00
Jon Kitna	DAL	-	4	*	0.00	0.00	0.00	0.00
Todd Bouman	JAC	-	9	*	0.00	0.00	0.00	0.00
Daunte Culpepper	DET	-	7	*	0.00	0.00	0.00	0.00
Jeff Garcia	PHI	-	8	*	0.00	0.00	0.00	0.00
Chad Pennington	MIA	-	5	*	0.00	0.00	0.00	0.00
Chris Redman	ATL	-	8	*	0.00	0.00	0.00	0.00
Marc Bulger	BAL	-	8	*	0.00	0.00	0.00	0.00
Billy Volek	SDG	-	10	*	0.00	0.00	0.00	0.00
Sage Rosenfels	NYG	-	8	*	0.00	0.00	0.00	0.00
A.J. Feeley	STL	-	9	*	0.00	0.00	0.00	0.00
J.T. O'Sullivan	SDG	-	10	*	0.00	0.00	0.00	0.00
Josh McCown	CAR	-	6	*	0.00	0.00	0.00	0.00
Joey Harrington	NOR	-	10	*	0.00	0.00	0.00	0.00
Patrick Ramsey	NOR	-	10	*	0.00	0.00	0.00	0.00
David Carr	SFO	-	9	*	0.00	0.00	0.00	0.00
Byron Leftwich	PIT	-	5	*	0.00	0.00	0.00	0.00
Kyle Boller	OAK	-	10	*	0.00	0.00	0.00	0.00
Rex Grossman	WAS	-	9	*	0.00	0.00	0.00	0.00
Chris Simms	TEN	-	9	*	0.00	0.00	0.00	0.00
Ben Roethlisberger	PIT	S	5		0.00	0.00	0.00	0.00
J.P. Losman	SEA	-	5	*	0.00	0.00	0.00	0.00
Jim Sorgi	NYG	X	8	*	0.00	0.00	0.00	0.00
Charlie Frye	OAK	X	10	*	0.00	0.00	0.00	0.00
Dan Orlovsky	HOU	-	7	*	0.00	0.00	0.00	0.00
Ryan Fitzpatrick	BUF	-	6	*	0.00	0.00	0.00	0.00
Matt Leinart	HOU	-	7	*	0.00	0.00	0.00	0.00
Kellen Clemens	NYJ	-	7	*	0.00	0.00	0.00	0.00
Tarvaris Jackson	MIN	-	4	*	0.00	0.00	0.00	0.00
Charlie Whitehurst	SEA	-	5	*	0.00	0.00	0.00	0.00
Brodie Croyle	KAN	-	4	*	0.00	0.00	0.00	0.00
D.J. Shockley	ATL	-	8	*	0.00	0.00	0.00	0.00
JaMarcus Russell	OAK	-	10	*	0.00	0.00	0.00	0.00
Brady Quinn	DEN	-	9	*	0.00	0.00	0.00	0.00



## Top Quarterback Scoring

PLAYER	NFL	INJ	BYE	FA	TOTAL	AVG	2	1
John Beck	WAS	-	9	*	0.00	0.00	0.00	0.00
Drew Stanton	DET	-	7	*	0.00	0.00	0.00	0.00
Jeff Rowe	NWE	-	5	*	0.00	0.00	0.00	0.00
Troy Smith	SFO	-	9	*	0.00	0.00	0.00	0.00
Jordan Palmer	CIN	-	6	*	0.00	0.00	0.00	0.00
Tyler Thigpen	MIA	-	5	*	0.00	0.00	0.00	0.00
Tyler Palko	KAN	-	4	*	0.00	0.00	0.00	0.00
Matt Gutierrez	CHI	-	8	*	0.00	0.00	0.00	0.00
Brian Brohm	BUF	-	6	*	0.00	0.00	0.00	0.00
Kevin O'Connell	NYJ	X	7	*	0.00	0.00	0.00	0.00
John David Booty	HOU	-	7	*	0.00	0.00	0.00	0.00
Josh Johnson	TAM	-	4	*	0.00	0.00	0.00	0.00
Erik Ainge	NYJ	-	7	*	0.00	0.00	0.00	0.00
Colt Brennan	OAK	-	10	*	0.00	0.00	0.00	0.00
Matt Flynn	GNB	-	10	*	0.00	0.00	0.00	0.00
Brett Ratliff	JAC	-	9	*	0.00	0.00	0.00	0.00
Caleb Hanie	CHI	-	8	*	0.00	0.00	0.00	0.00
Pat White	MIA	-	5	*	0.00	0.00	0.00	0.00
Stephen McGee	DAL	-	4	*	0.00	0.00	0.00	0.00
Rhett Bomar	NYG	-	8	*	0.00	0.00	0.00	0.00
Nate Davis	SFO	-	9	*	0.00	0.00	0.00	0.00
Tom Brandstater	IND	-	7	*	0.00	0.00	0.00	0.00
Mike Teel	CHI	-	8	*	0.00	0.00	0.00	0.00
Keith Null	STL	-	9	*	0.00	0.00	0.00	0.00
Curtis Painter	IND	-	7	*	0.00	0.00	0.00	0.00
Brian Hoyer	NWE	-	5	*	0.00	0.00	0.00	0.00
Chase Daniel	NOR	-	10	*	0.00	0.00	0.00	0.00
Richard Bartel	WAS	-	9	*	0.00	0.00	0.00	0.00
Drew Willy	IND	-	7	*	0.00	0.00	0.00	0.00
Colt McCoy	CLE	-	8	*	0.00	0.00	0.00	0.00
Mike Kafka	PHI	-	8	*	0.00	0.00	0.00	0.00
John Skelton	ARI	-	6	*	0.00	0.00	0.00	0.00
Jonathan Crompton	SDG	-	10	*	0.00	0.00	0.00	0.00
Rusty Smith	TEN	-	9	*	0.00	0.00	0.00	0.00
Dan LeFevour	CIN	-	6	*	0.00	0.00	0.00	0.00
Joe Webb	MIN	-	4	*	0.00	0.00	0.00	0.00
Tony Pike	CAR	-	6	*	0.00	0.00	0.00	0.00
Levi Brown	BUF	-	6	*	0.00	0.00	0.00	0.00
Sean Canfield	NOR	-	10	*	0.00	0.00	0.00	0.00
Zac Robinson	SEA	-	5	*	0.00	0.00	0.00	0.00
Jevan Snead	TAM	-	4	*	0.00	0.00	0.00	0.00
Jarrett Brown	SFO	-	9	*	0.00	0.00	0.00	0.00
Tim Hiller	IND	-	7	*	0.00	0.00	0.00	0.00
Hunter Cantwell	BAL	-	8	*	0.00	0.00	0.00	0.00
Max Hall	ARI	-	6	*	-0.88	-0.44	-0.88	0.00



## Top Running Back Scoring

PLAYER	NFL	INJ	BYE	FA	TOTAL	AVG	2	1
Jahvid Best	DET	-	7		56.80	28.40	41.20	15.60
Arian Foster	HOU	-	7		55.60	27.80	13.80	41.80
LeSean McCoy	PHI	-	8		45.00	22.50	30.80	14.20
Matt Forte	CHI	-	8		43.70	21.85	12.60	31.10
Jason Snelling	ATL	-	8		37.40	18.70	36.60	0.80
Frank Gore	SFO	-	9		37.10	18.55	28.80	8.30
Darren McFadden	OAK	-	10		36.30	18.15	15.30	21.00
Adrian Peterson	MIN	-	4		34.70	17.35	24.60	10.10
Tim Hightower	ARI	-	6		31.80	15.90	18.40	13.40
Chris Johnson	TEN	-	9		31.30	15.65	4.30	27.00
Knowshon Moreno	DEN	O	9		30.20	15.10	17.80	12.40
Rashard Mendenhall	PIT	-	5		26.70	13.35	7.20	19.50
Pierre Thomas	NOR	-	10		24.90	12.45	10.30	14.60
Mike Tolbert	SDG	-	10		24.10	12.05	21.50	2.60
Jamaal Charles	KAN	-	4		23.60	11.80	7.60	16.00
Peyton Hillis	CLE	-	8		23.60	11.80	12.10	11.50
Ahmad Bradshaw	NYG	-	8		23.20	11.60	8.90	14.30
Ronnie Brown	MIA	-	5		21.80	10.90	7.30	14.50
Clinton Portis	WAS	Q	9		21.70	10.85	15.30	6.40
Steven Jackson	STL	P	9		21.20	10.60	12.50	8.70
Joseph Addai	IND	Q	7		18.60	9.30	11.30	7.30
Cedric Benson	CIN	-	6		18.20	9.10	7.80	10.40
LaDainian Tomlinson	NYJ	-	7		18.00	9.00	10.20	7.80
Ray Rice	BAL	P	8		17.90	8.95	11.70	6.20
Brandon Jackson	GNB	-	10		17.40	8.70	9.90	7.50
Carnell Williams	TAM	P	4		15.70	7.85	5.90	9.80
Donald Brown	IND	-	7	*	15.50	7.75	14.80	0.70
Maurice Jones-Drew	JAC	P	9		15.10	7.55	3.80	11.30
Reggie Bush	NOR	O	10		14.10	7.05	9.40	4.70
DeAngelo Williams	CAR	-	6		13.60	6.80	7.40	6.20
Thomas Jones	KAN	-	4		12.70	6.35	8.80	3.90
Michael Turner	ATL	P	8		12.40	6.20	7.50	4.90
Fred Jackson	BUF	-	6		11.80	5.90	9.90	1.90
Rashad Jennings	JAC	-	9	*	11.80	5.90	8.80	3.00
Jerome Harrison	CLE	Q	8	*	11.70	5.85	5.80	5.90
Justin Forsett	SEA	-	5		11.20	5.60	5.20	6.00
Ryan Mathews	SDG	D	10		11.20	5.60	4.50	6.70
John Kuhn	GNB	-	10	*	11.10	5.55	3.60	7.50
Kevin Faulk	NWE	X	5	*	10.70	5.35	3.70	7.00
Darren Sproles	SDG	-	10	*	10.50	5.25	10.00	0.50
Earnest Graham	TAM	-	4	*	10.20	5.10	9.40	0.80
Javon Ringer	TEN	-	9		9.40	4.70	0.10	9.30
LaRod Stephens-Howling	ARI	-	6	*	9.00	4.50	2.50	6.50
Fred Taylor	NWE	P	5	*	8.80	4.40	1.10	7.70
Chester Taylor	CHI	-	8		8.80	4.40	1.50	7.30
Correll Buckhalter	DEN	-	9	*	8.40	4.20	7.90	0.50
Mike Goodson	CAR	-	6	*	8.40	4.20	5.30	3.10
Felix Jones	DAL	-	4		8.30	4.15	1.90	6.40
Ricky Williams	MIA	-	5		8.20	4.10	2.00	6.20
Marshawn Lynch	BUF	-	6		7.70	3.85	6.40	1.30
Shonn Greene	NYJ	-	7		7.70	3.85	6.00	1.70
Brandon Jacobs	NYG	-	8		7.30	3.65	0.80	6.50
Chris Gronkowski	DAL	-	4	*	7.30	3.65	7.30	0.00
Marion Barber	DAL	-	4		7.10	3.55	3.10	4.00
Bernard Scott	CIN	-	6	*	6.70	3.35	1.70	5.00
Anthony Dixon	SFO	P	9	*	6.20	3.10	6.20	0.00
Willis McGahee	BAL	-	8	*	6.00	3.00	1.00	5.00
Jonathan Stewart	CAR	-	6		5.50	2.75	4.30	1.20
Ryan Grant	GNB	X	10	*	4.50	2.25	0.00	4.50
Steve Slaton	HOU	-	7	*	4.30	2.15	1.40	2.90
BenJarvus Green-Ellis	NWE	-	5		4.10	2.05	1.90	2.20
Mike Sellers	WAS	-	9	*	4.00	2.00	3.80	0.20
C.J. Spiller	BUF	-	6	*	4.00	2.00	2.60	1.40
Michael Robinson	SEA	-	5	*	3.40	1.70	2.20	1.20
Julius Jones	SEA	-	5	*	3.00	1.50	1.20	1.80
Isaac Redman	PIT	-	5	*	3.00	1.50	1.10	1.90
Leon Washington	SEA	-	5	*	2.90	1.45	1.70	1.20
Lousaka Polite	MIA	-	5	*	2.80	1.40	1.00	1.80
Heath Evans	NOR	-	10	*	2.50	1.25	1.80	0.70
Ovie Mughelli	ATL	-	8	*	2.50	1.25	2.50	0.00
Maurice Morris	DET	-	7	*	2.30	1.15	0.80	1.50
Aaron Brown	DET	-	7	*	2.30	1.15	2.30	0.00
Sammy Morris	NWE	-	5	*	2.10	1.05	1.90	0.20
Owen Schmitt	PHI	-	8	*	2.10	1.05	2.10	0.00
Vonta Leach	HOU	P	7	*	2.00	1.00	2.00	0.00
Danny Ware	NYG	-	8	*	2.00	1.00	2.00	0.00



# Harger Fantasy Football League

## Top Running Back Scoring

PLAYER	NFL	INJ	BYE	FA	TOTAL	AVG	2	1
Le'Ron McClain	BAL	P	8	*	1.90	0.95	0.80	1.10
Jerious Norwood	ATL	X	8	*	1.70	0.85	0.00	1.70
Ahmad Hall	TEN	-	9	*	1.60	0.80	1.30	0.30
Michael Bennett	OAK	-	10	*	1.50	0.75	0.00	1.50
Toby Gerhart	MIN	-	4	*	1.50	0.75	1.50	0.00
Keiland Williams	WAS	-	9	*	1.50	0.75	1.50	0.00
Jacob Hester	SDG	-	10	*	1.30	0.65	0.70	0.60
Albert Young	MIN	-	4	*	1.30	0.65	0.00	1.30
Tashard Choice	DAL	-	4	*	1.10	0.55	0.50	0.60
Quinn Johnson	GNB	-	10	*	1.10	0.55	1.10	0.00
Rock Cartwright	OAK	-	10	*	1.00	0.50	0.00	1.00
Tony Richardson	NYJ	-	7	*	0.90	0.45	0.00	0.90
Larry Johnson	WAS	-	9	*	0.90	0.45	0.00	0.90
Moran Norris	SFO	-	9	*	0.80	0.40	0.50	0.30
Spencer Larsen	DEN	-	9	*	0.80	0.40	0.40	0.40
Jerome Felton	DET	-	7	*	0.70	0.35	0.00	0.70
Dimitri Nance	GNB	-	10	*	0.60	0.30	0.60	0.00
Greg Jones	JAC	-	9	*	0.50	0.25	0.50	0.00
Mike Karney	STL	-	9	*	0.50	0.25	0.10	0.40
Mewelde Moore	PIT	-	5	*	0.40	0.20	0.10	0.30
Mike Hart	IND	-	7	*	0.40	0.20	0.40	0.00
Jason Wright	ARI	-	6	*	0.30	0.15	0.30	0.00
Corey McIntyre	BUF	-	6	*	0.20	0.10	0.20	0.00
Kenneth Darby	STL	-	9	*	0.20	0.10	0.00	0.20
Naufahu Tahi	MIN	-	4	*	0.10	0.05	0.10	0.00
Warrick Dunn	TAM	-	4	*	0.00	0.00	0.00	0.00
Michael Pittman	DEN	-	9	*	0.00	0.00	0.00	0.00
Ahman Green	GNB	-	10	*	0.00	0.00	0.00	0.00
Edgerrin James	SEA	-	5	*	0.00	0.00	0.00	0.00
Jamal Lewis	CLE	-	8	*	0.00	0.00	0.00	0.00
LaMont Jordan	DEN	-	9	*	0.00	0.00	0.00	0.00
Deuce McAllister	NOR	-	10	*	0.00	0.00	0.00	0.00
Dominic Rhodes	BUF	-	6	*	0.00	0.00	0.00	0.00
Rudi Johnson	DET	-	7	*	0.00	0.00	0.00	0.00
Brian Allen	SFO	-	9	*	0.00	0.00	0.00	0.00
Chris Massey	STL	-	9	*	0.00	0.00	0.00	0.00
Brian Westbrook	SFO	-	9	*	0.00	0.00	0.00	0.00
Jason McKie	NOR	-	10	*	0.00	0.00	0.00	0.00
DeShaun Foster	SFO	-	9	*	0.00	0.00	0.00	0.00
T.J. Duckett	SEA	-	5	*	0.00	0.00	0.00	0.00
Jeremy Allen	ATL	-	8	*	0.00	0.00	0.00	0.00
Adrian Peterson	SEA	-	5	*	0.00	0.00	0.00	0.00
Ladell Betts	NOR	-	10	*	0.00	0.00	0.00	0.00
B.J. Askew	TAM	-	4	*	0.00	0.00	0.00	0.00
Chris Brown	HOU	-	7	*	0.00	0.00	0.00	0.00
Justin Fargas	DEN	-	9	*	0.00	0.00	0.00	0.00
Dan Klecko	ATL	-	8	*	0.00	0.00	0.00	0.00
Justin Griffith	HOU	X	7	*	0.00	0.00	0.00	0.00
Chris Perry	CIN	-	6	*	0.00	0.00	0.00	0.00
Kevin Jones	CHI	-	8	*	0.00	0.00	0.00	0.00
Tatum Bell	DEN	-	9	*	0.00	0.00	0.00	0.00
Derrick Ward	HOU	-	7	*	0.00	0.00	0.00	0.00
Willie Parker	WAS	-	9	*	0.00	0.00	0.00	0.00
J.J. Arrington	PHI	-	8	*	0.00	0.00	0.00	0.00
Ryan Moats	MIN	-	4	*	0.00	0.00	0.00	0.00
Alvin Pearman	TEN	-	9	*	0.00	0.00	0.00	0.00
Nehemiah Broughton	ARI	X	6	*	0.00	0.00	0.00	0.00
Madison Hedgecock	NYG	-	8	*	0.00	0.00	0.00	0.00
Leonard Weaver	PHI	X	8	*	0.00	0.00	0.00	0.00
Samkon Gado	TEN	-	9	*	0.00	0.00	0.00	0.00
Laurence Maroney	DEN	P	9	*	0.00	0.00	0.00	0.00
LenDale White	DEN	X	9	*	0.00	0.00	0.00	0.00
Lawrence Vickers	CLE	Q	8	*	0.00	0.00	0.00	0.00
Quinton Ganther	SEA	P	5	*	0.00	0.00	0.00	0.00
Mike Bell	PHI	-	8	*	0.00	0.00	0.00	0.00
Chris Taylor	NWE	-	5	*	0.00	0.00	0.00	0.00
DeDe Dorsey	DET	-	7	*	0.00	0.00	0.00	0.00
Patrick Cobbs	MIA	-	5	*	0.00	0.00	0.00	0.00
Rich Alexis	STL	-	9	*	0.00	0.00	0.00	0.00
Chris Henry	SEA	-	5	*	0.00	0.00	0.00	0.00
Brian Leonard	CIN	P	6	*	0.00	0.00	0.00	0.00
Lorenzo Booker	PHI	-	8	*	0.00	0.00	0.00	0.00
Garrett Wolfe	CHI	-	8	*	0.00	0.00	0.00	0.00
Michael Bush	OAK	P	10	*	0.00	0.00	0.00	0.00
Antonio Pittman	STL	-	9	*	0.00	0.00	0.00	0.00
Dwayne Wright	PIT	-	5	*	0.00	0.00	0.00	0.00



# Harger Fantasy Football League

## Top Wide Receiver Scoring

PLAYER	NFL	INJ	BYE	FA	TOTAL	AVG	2	1
Hakeem Nicks	NYG	-	8		35.30	17.65	9.80	25.50
Miles Austin	DAL	-	4		34.80	17.40	14.20	20.60
Reggie Wayne	IND	-	7		31.50	15.75	15.60	15.90
Austin Collie	IND	-	7		29.80	14.90	8.50	21.30
Kevin Walter	HOU	-	7		29.30	14.65	20.40	8.90
Wes Welker	NWE	-	5		28.20	14.10	9.80	18.40
Chad Ochocinco	CIN	-	6		26.30	13.15	4.40	21.90
Mark Clayton	STL	-	9		26.30	13.15	14.40	11.90
Steve Smith	CAR	P	6		26.10	13.05	12.60	13.50
Andre Johnson	HOU	Q	7		25.10	12.55	21.80	3.30
Roddy White	ATL	-	8		24.90	12.45	13.80	11.10
Nate Washington	TEN	-	9		24.20	12.10	9.40	14.80
DeSean Jackson	PHI	-	8		23.00	11.50	20.00	3.00
Eddie Royal	DEN	-	9		22.30	11.15	12.50	9.80
Mario Manningham	NYG	P	8		22.20	11.10	13.70	8.50
Mike Williams	TAM	-	4		20.40	10.20	11.40	9.00
Malcom Floyd	SDG	P	10		20.30	10.15	15.50	4.80
Jeremy Maclin	PHI	-	8		19.50	9.75	8.60	10.90
Donald Driver	GNB	-	10		18.80	9.40	9.80	9.00
Larry Fitzgerald	ARI	-	6		18.60	9.30	8.30	10.30
Legedu Naanee	SDG	-	10		18.40	9.20	1.40	17.00
Louis Murphy	OAK	-	10		17.90	8.95	15.10	2.80
Greg Jennings	GNB	-	10		17.80	8.90	3.60	14.20
Calvin Johnson	DET	-	7		17.50	8.75	13.00	4.50
Brandon Lloyd	DEN	-	9	*	17.00	8.50	5.30	11.70
Dez Bryant	DAL	P	4		16.80	8.40	11.20	5.60
Joshua Cribbs	CLE	P	8		16.06	8.03	13.50	2.56
Santana Moss	WAS	-	9		15.80	7.90	8.10	7.70
Randy Moss	NWE	-	5		15.70	7.85	9.80	5.90
Demaryius Thomas	DEN	-	9		15.70	7.85	15.70	0.00
Mike Sims-Walker	JAC	-	9		15.50	7.75	15.50	0.00
Devin Hester	CHI	-	8		15.40	7.70	13.70	1.70
Anquan Boldin	BAL	-	8		14.50	7.25	3.50	11.00
Jacoby Jones	HOU	-	7		14.20	7.10	11.30	2.90
Steve Breaston	ARI	Q	6		14.20	7.10	1.00	13.20
Braylon Edwards	NYJ	-	7		13.80	6.90	12.50	1.30
Johnny Knox	CHI	-	8		13.80	6.90	8.60	5.20
Roscoe Parrish	BUF	-	6	*	13.30	6.65	3.80	9.50
Mike Thomas	JAC	-	9	*	13.10	6.55	4.20	8.90
Marques Colston	NOR	-	10		12.90	6.45	6.70	6.20
Devery Henderson	NOR	-	10	*	12.60	6.30	2.80	9.80
Brandon Marshall	MIA	-	5		12.40	6.20	7.10	5.30
Jordan Shipley	CIN	-	6	*	12.40	6.20	4.20	8.20
Deon Butler	SEA	-	5	*	12.30	6.15	5.00	7.30
Hines Ward	PIT	P	5		11.70	5.85	0.90	10.80
Mohamed Massaquoi	CLE	-	8	*	11.50	5.75	0.90	10.60
Brandon Tate	NWE	-	5	*	11.30	5.65	1.70	9.60
Derrick Mason	BAL	P	8		11.20	5.60	9.10	2.10
Terrell Owens	CIN	P	6		11.00	5.50	5.70	5.30
Jerricho Cotchery	NYJ	-	7		11.00	5.50	9.20	1.80
Jabar Gaffney	DEN	-	9	*	10.90	5.45	1.50	9.40
Michael Spurlock	TAM	-	4	*	10.90	5.45	0.00	10.90
Danny Amendola	STL	-	9	*	10.60	5.30	3.90	6.70
Deion Branch	SEA	-	5	*	10.20	5.10	3.10	7.10
James Jones	GNB	-	10	*	10.20	5.10	9.20	1.00
Josh Morgan	SFO	-	9	*	10.20	5.10	7.00	3.20
Ben Obomanu	SEA	-	5	*	9.60	4.80	9.00	0.60
Brian Finneran	ATL	-	8	*	9.10	4.55	9.10	0.00
Darius Heyward-Bey	OAK	-	10	*	9.10	4.55	8.00	1.10
Joey Galloway	WAS	-	9	*	8.80	4.40	8.80	0.00
Brian Hartline	MIA	-	5	*	8.80	4.40	8.80	0.00
Mike Wallace	PIT	-	5	*	8.70	4.35	2.50	6.20
Kassim Osgood	JAC	-	9	*	8.40	4.20	0.00	8.40
Laurent Robinson	STL	D	9		8.20	4.10	0.40	7.80
Steve Smith	NYG	-	8		7.80	3.90	3.50	4.30
Justin Gage	TEN	-	9	*	7.40	3.70	7.40	0.00
Jason Avant	PHI	-	8	*	7.40	3.70	3.30	4.10
Buster Davis	SDG	-	10	*	7.40	3.70	4.80	2.60
Dexter McCluster	KAN	-	4	*	7.20	3.60	0.30	6.90
Mike Williams	SEA	T	5	*	7.10	3.55	0.70	6.40
Devin Aromashodu	CHI	-	8		7.10	3.55	0.00	7.10
Steve Johnson	BUF	-	6	*	7.10	3.55	3.10	4.00
Harry Douglas	ATL	-	8	*	6.50	3.25	2.60	3.90
Roy Williams	DAL	-	4		6.40	3.20	4.30	2.10
Davone Bess	MIA	-	5	*	6.30	3.15	1.20	5.10
Kenny Britt	TEN	-	9	*	6.10	3.05	6.10	0.00





# Harger Fantasy Football League

## Top Wide Receiver Scoring

PLAYER	NFL	INJ	BYE	FA	TOTAL	AVG	2	1
Antonio Brown	PIT	-	5	*	6.00	3.00	6.00	0.00
Dwayne Bowe	KAN	-	4		5.80	2.90	4.50	1.30
Pierre Garcon	IND	Q	7		5.40	2.70	1.10	4.30
Golden Tate	SEA	-	5	*	5.20	2.60	5.20	0.00
Chris Chambers	KAN	-	4		4.70	2.35	3.30	1.40
Anthony Armstrong	WAS	Q	9	*	4.70	2.35	3.60	1.10
Percy Harvin	MIN	P	4		4.60	2.30	3.20	1.40
Michael Crabtree	SFO	-	9	*	4.40	2.20	3.20	1.20
Chansi Stuckey	CLE	-	8	*	4.10	2.05	1.10	3.00
Dwayne Jarrett	CAR	-	6	*	4.00	2.00	0.00	4.00
Early Doucet	ARI	O	6	*	3.70	1.85	0.00	3.70
Eric Weems	ATL	-	8	*	3.60	1.80	0.00	3.60
Lee Evans	BUF	-	6		3.40	1.70	0.00	3.40
Roydell Williams	WAS	-	9	*	3.40	1.70	3.40	0.00
Robert Meachem	NOR	-	10	*	3.30	1.65	0.00	3.30
Jordy Nelson	GNB	-	10	*	3.30	1.65	2.60	0.70
Greg Camarillo	MIN	-	4	*	3.20	1.60	0.30	2.90
Sammie Stroughter	TAM	-	4	*	3.20	1.60	0.00	3.20
Earl Bennett	CHI	-	8	*	2.90	1.45	2.90	0.00
Bryant Johnson	DET	-	7	*	2.80	1.40	0.40	2.40
T.J. Houshmandzadeh	BAL	-	8		2.70	1.35	0.00	2.70
Bernard Berrian	MIN	P	4	*	2.70	1.35	2.40	0.30
Brad Smith	NYJ	-	7	*	2.70	1.35	0.00	2.70
Greg Lewis	MIN	-	4	*	2.60	1.30	1.40	1.20
Stephen Williams	ARI	-	6		2.60	1.30	2.60	0.00
Nate Burleson	DET	O	7	*	2.30	1.15	0.40	1.90
Lance Moore	NOR	-	10	*	2.30	1.15	0.00	2.30
Brandon LaFell	CAR	P	6	*	2.20	1.10	0.00	2.20
David Nelson	BUF	-	6	*	2.20	1.10	0.00	2.20
Riley Cooper	PHI	-	8	*	2.00	1.00	2.00	0.00
Ted Ginn Jr.	SFO	D	9	*	1.90	0.95	0.00	1.90
Max Komar	ARI	-	6	*	1.90	0.95	0.00	1.90
Brian Robiskie	CLE	D	8	*	1.80	0.90	1.20	0.60
David Gettis	CAR	-	6	*	1.80	0.90	1.80	0.00
Yamon Figurs	OAK	-	10	*	1.70	0.85	0.00	1.70
Patrick Crayton	SDG	-	10	*	1.50	0.75	1.50	0.00
Anthony Gonzalez	IND	O	7	*	1.20	0.60	0.00	1.20
Dominique Zeigler	SFO	-	9	*	1.20	0.60	0.20	1.00
Antwaan Randle El	PIT	-	5	*	0.80	0.40	0.00	0.80
Julian Edelman	NWE	T	5	*	0.60	0.30	0.60	0.00
Johnnie Lee Higgins	OAK	-	10	*	0.20	0.10	0.00	0.20
David Anderson	HOU	-	7	*	0.10	0.05	0.10	0.00
Amani Toomer	KAN	-	4	*	0.00	0.00	0.00	0.00
Bobby Engram	CLE	-	8	*	0.00	0.00	0.00	0.00
Muhsin Muhammad	CAR	-	6	*	0.00	0.00	0.00	0.00
Torry Holt	NWE	-	5	*	0.00	0.00	0.00	0.00
Brandon Stokley	DEN	X	9	*	0.00	0.00	0.00	0.00
Dennis Northcutt	DET	-	7	*	0.00	0.00	0.00	0.00
Plaxico Burress	NYG	-	8	*	0.00	0.00	0.00	0.00
Laveranues Coles	NYJ	-	7	*	0.00	0.00	0.00	0.00
Jerry Porter	JAC	-	9	*	0.00	0.00	0.00	0.00
Josh Reed	SDG	-	10	*	0.00	0.00	0.00	0.00
Donte' Stallworth	BAL	O	8	*	0.00	0.00	0.00	0.00
Javon Walker	MIN	-	4	*	0.00	0.00	0.00	0.00
Andre Davis	HOU	X	7	*	0.00	0.00	0.00	0.00
Antonio Bryant	CIN	-	6	*	0.00	0.00	0.00	0.00
Charlie Adams	HOU	-	7	*	0.00	0.00	0.00	0.00
Kelley Washington	PHI	-	8	*	0.00	0.00	0.00	0.00
Kevin Curtis	PHI	-	8	*	0.00	0.00	0.00	0.00
Shaun McDonald	PIT	-	5	*	0.00	0.00	0.00	0.00
Sam Aiken	NWE	-	5	*	0.00	0.00	0.00	0.00
Bobby Wade	WAS	-	9	*	0.00	0.00	0.00	0.00
Arnaz Battle	PIT	-	5	*	0.00	0.00	0.00	0.00
Mike Furrey	WAS	X	9	*	0.00	0.00	0.00	0.00
Jerheme Urban	KAN	X	4	*	0.00	0.00	0.00	0.00
Reggie Williams	SEA	-	5	*	0.00	0.00	0.00	0.00
Michael Clayton	TAM	-	4	*	0.00	0.00	0.00	0.00
Michael Jenkins	ATL	Q	8	*	0.00	0.00	0.00	0.00
Mark Jones	TEN	-	9	*	0.00	0.00	0.00	0.00
D.J. Hackett	WAS	-	9	*	0.00	0.00	0.00	0.00
Terrance Copper	KAN	-	4	*	0.00	0.00	0.00	0.00
Troy Williamson	JAC	-	9	*	0.00	0.00	0.00	0.00
Matt Jones	CIN	-	6	*	0.00	0.00	0.00	0.00
Reggie Brown	TAM	-	4	*	0.00	0.00	0.00	0.00
Mark Bradley	NOR	-	10	*	0.00	0.00	0.00	0.00
Vincent Jackson	SDG	S	10		0.00	0.00	0.00	0.00



# Harger Fantasy Football League

## Top Tight End Scoring

PLAYER	NFL	INJ	BYE	FA	TOTAL	AVG	2	1
Antonio Gates	SDG	-	10		37.30	18.65	21.70	15.60
Dallas Clark	IND	-	7		32.30	16.15	16.30	16.00
Marcedes Lewis	JAC	-	9		26.10	13.05	7.00	19.10
Visanthe Shiancoe	MIN	-	4		24.20	12.10	8.60	15.60
Chris Cooley	WAS	-	9		22.40	11.20	14.40	8.00
Dustin Keller	NYJ	-	7		20.80	10.40	19.50	1.30
Vernon Davis	SFO	-	9		17.10	8.55	9.80	7.30
Tony Moeaki	KAN	-	4	*	15.90	7.95	5.80	10.10
Jermichael Finley	GNB	-	10		15.00	7.50	10.30	4.70
Greg Olsen	CHI	-	8	*	14.60	7.30	11.90	2.70
Aaron Hernandez	NWE	-	5	*	14.60	7.30	10.10	4.50
Bo Scaife	TEN	-	9	*	13.70	6.85	2.00	11.70
Jermaine Gresham	CIN	-	6	*	12.00	6.00	1.50	10.50
Kellen Winslow	TAM	P	4	*	11.50	5.75	8.30	3.20
Brandon Pettigrew	DET	-	7	*	11.40	5.70	10.80	0.60
Todd Heap	BAL	P	8	*	10.70	5.35	3.50	7.20
Rob Gronkowski	NWE	-	5	*	9.50	4.75	1.40	8.10
David Thomas	NOR	-	10	*	9.30	4.65	9.00	0.30
Zach Miller	OAK	-	10	*	9.20	4.60	4.90	4.30
Evan Moore	CLE	P	8	*	8.70	4.35	0.00	8.70
John Carlson	SEA	-	5	*	8.40	4.20	4.80	3.60
Jason Witten	DAL	P	4		7.80	3.90	5.10	2.70
Benjamin Watson	CLE	-	8	*	7.70	3.85	6.20	1.50
Fred Davis	WAS	-	9	*	6.20	3.10	6.20	0.00
Dante Rosario	CAR	-	6	*	6.10	3.05	4.70	1.40
Jeremy Shockey	NOR	P	10	*	6.00	3.00	3.70	2.30
Brent Celek	PHI	P	8	*	5.90	2.95	2.70	3.20
Tony Gonzalez	ATL	-	8		5.40	2.70	1.90	3.50
Delanie Walker	SFO	-	9	*	5.30	2.65	1.60	3.70
Martellus Bennett	DAL	-	4	*	5.20	2.60	4.50	0.70
Daniel Fells	STL	P	9	*	5.10	2.55	3.60	1.50
Tony Scheffler	DET	-	7	*	4.80	2.40	0.50	4.30
Anthony Fasano	MIA	-	5	*	4.60	2.30	0.00	4.60
Heath Miller	PIT	-	5	*	4.30	2.15	0.30	4.00
Daniel Graham	DEN	-	9	*	4.20	2.10	0.60	3.60
Owen Daniels	HOU	P	7		3.30	1.65	2.40	0.90
Billy Bajema	STL	O	9	*	3.10	1.55	1.30	1.80
Randy McMichael	SDG	-	10	*	2.80	1.40	0.00	2.80
Joel Dressen	HOU	P	7	*	2.80	1.40	2.80	0.00
Craig Stevens	TEN	-	9	*	2.70	1.35	0.90	1.80
Jim Kleinsasser	MIN	-	4	*	2.60	1.30	2.00	0.60
Ed Dickson	BAL	-	8	*	1.70	0.85	1.70	0.00
Garrett Mills	PHI	-	8	*	1.40	0.70	1.40	0.00
Jonathan Stupar	BUF	-	6	*	1.40	0.70	1.40	0.00
Travis Beckum	NYG	-	8	*	1.20	0.60	0.10	1.10
Justin Peelle	ATL	-	8	*	1.10	0.55	0.00	1.10
Kevin Boss	NYG	P	8	*	1.10	0.55	0.00	1.10
Ben Patrick	ARI	-	6	*	1.10	0.55	1.10	0.00
Cameron Morrah	SEA	-	5	*	1.10	0.55	0.00	1.10
Nate Byham	SFO	-	9	*	1.10	0.55	0.60	0.50
Reggie Kelly	CIN	-	6	*	0.90	0.45	0.90	0.00
Jerramy Stevens	TAM	-	4	*	0.80	0.40	0.00	0.80
Jeff Dugan	MIN	-	4	*	0.80	0.40	0.00	0.80
Zach Miller	JAC	-	9	*	0.80	0.40	0.00	0.80
Michael Hoomanawanua	STL	O	9	*	0.80	0.40	0.00	0.80
Bear Pascoe	NYG	-	8	*	0.70	0.35	0.70	0.00
Jared Cook	TEN	-	9	*	0.50	0.25	0.50	0.00
Brandon Myers	OAK	-	10	*	0.50	0.25	0.00	0.50
Ernest Wilford	JAC	-	9	*	0.30	0.15	0.30	0.00
Dan Gronkowski	DEN	-	9	*	0.20	0.10	0.00	0.20
Dennis Pitta	BAL	-	8	*	0.10	0.05	0.10	0.00
Desmond Clark	CHI	-	8	*	0.00	0.00	0.00	0.00
Steve Heiden	CLE	-	8	*	0.00	0.00	0.00	0.00
James Dearth	SDG	X	10	*	0.00	0.00	0.00	0.00
Anthony Becht	ARI	-	6	*	0.00	0.00	0.00	0.00
Mike Leach	ARI	-	6	*	0.00	0.00	0.00	0.00
Alge Crumpler	NWE	-	5	*	0.00	0.00	0.00	0.00
David Martin	BUF	-	6	*	0.00	0.00	0.00	0.00
Brandon Manumaleuna	CHI	-	8	*	0.00	0.00	0.00	0.00
Tony Stewart	OAK	-	10	*	0.00	0.00	0.00	0.00
Billy Miller	NOR	-	10	*	0.00	0.00	0.00	0.00
Justin Snow	IND	-	7	*	0.00	0.00	0.00	0.00
Joe Zelenka	ATL	-	8	*	0.00	0.00	0.00	0.00
John Gilmore	TAM	-	4	*	0.00	0.00	0.00	0.00
Chris Baker	SEA	-	5	*	0.00	0.00	0.00	0.00
John Owens	OAK	-	10	*	0.00	0.00	0.00	0.00



# Harger Fantasy Football League

## Top Tight End Scoring

PLAYER	NFL	INJ	BYE	FA	TOTAL	AVG	2	1
Robert Royal	CLE	-	8	*	0.00	0.00	0.00	0.00
L.J. Smith	BAL	-	8	*	0.00	0.00	0.00	0.00
Donald Lee	GNB	-	10	*	0.00	0.00	0.00	0.00
Richard Angulo	CHI	-	8	*	0.00	0.00	0.00	0.00
Will Heller	DET	-	7	*	0.00	0.00	0.00	0.00
Kris Wilson	SDG	-	10	*	0.00	0.00	0.00	0.00
Ben Hartssock	NYJ	-	7	*	0.00	0.00	0.00	0.00
Sean Ryan	TEN	-	9	*	0.00	0.00	0.00	0.00
Nate Lawrie	PHI	-	8	*	0.00	0.00	0.00	0.00
Michael Gaines	HOU	-	7	*	0.00	0.00	0.00	0.00
Sean McHugh	PIT	-	5	*	0.00	0.00	0.00	0.00
Alex Smith	CLE	-	8	*	0.00	0.00	0.00	0.00
Stephen Spach	ARI	-	6	*	0.00	0.00	0.00	0.00
John Paul Foschi	BUF	-	6	*	0.00	0.00	0.00	0.00
Joe Klopfenstein	BUF	X	6	*	0.00	0.00	0.00	0.00
Leonard Pope	KAN	-	4	*	0.00	0.00	0.00	0.00
Dominique Byrd	ARI	-	6	*	0.00	0.00	0.00	0.00
Jason Pociask	DAL	-	4	*	0.00	0.00	0.00	0.00
Jeff King	CAR	-	6	*	0.00	0.00	0.00	0.00
John Madsen	DET	-	7	*	0.00	0.00	0.00	0.00
James Adkisson	OAK	-	10	*	0.00	0.00	0.00	0.00
Brad Cieslak	CLE	-	8	*	0.00	0.00	0.00	0.00
Matt Spaeth	PIT	-	5	*	0.00	0.00	0.00	0.00
Scott Chandler	DAL	-	4	*	0.00	0.00	0.00	0.00
Derek Schouman	BUF	X	6	*	0.00	0.00	0.00	0.00
Michael Allan	SEA	-	5	*	0.00	0.00	0.00	0.00
Clark Harris	CIN	-	6	*	0.00	0.00	0.00	0.00
Darcy Johnson	STL	-	9	*	0.00	0.00	0.00	0.00
Daniel Coats	CIN	-	6	*	0.00	0.00	0.00	0.00
Tony Curtis	SFO	-	9	*	0.00	0.00	0.00	0.00
Michael Matthews	BUF	X	6	*	0.00	0.00	0.00	0.00
Greg Estandia	CLE	X	8	*	0.00	0.00	0.00	0.00
Brad Cottam	KAN	X	4	*	0.00	0.00	0.00	0.00
Martin Rucker	DAL	-	4	*	0.00	0.00	0.00	0.00
Jacob Tamme	IND	-	7	*	0.00	0.00	0.00	0.00
Derek Fine	HOU	-	7	*	0.00	0.00	0.00	0.00
Gary Barnidge	CAR	P	6	*	0.00	0.00	0.00	0.00
Kellen Davis	CHI	-	8	*	0.00	0.00	0.00	0.00
Tom Santi	IND	X	7	*	0.00	0.00	0.00	0.00
Keith Zinger	ATL	-	8	*	0.00	0.00	0.00	0.00
Gijon Robinson	IND	-	7	*	0.00	0.00	0.00	0.00
Joey Haynos	MIA	-	5	*	0.00	0.00	0.00	0.00
Richard Quinn	DEN	-	9	*	0.00	0.00	0.00	0.00
Chase Coffman	CIN	-	6	*	0.00	0.00	0.00	0.00
Anthony Hill	HOU	U	7	*	0.00	0.00	0.00	0.00
Davon Drew	BAL	-	8	*	0.00	0.00	0.00	0.00
James Casey	HOU	P	7	*	0.00	0.00	0.00	0.00
Cornelius Ingram	PHI	-	8	*	0.00	0.00	0.00	0.00
John Nalbone	MIA	-	5	*	0.00	0.00	0.00	0.00
John Phillips	DAL	X	4	*	0.00	0.00	0.00	0.00
Jake O'Connell	KAN	-	4	*	0.00	0.00	0.00	0.00
David Johnson	PIT	-	5	*	0.00	0.00	0.00	0.00
Shawn Nelson	BUF	S	6	*	0.00	0.00	0.00	0.00
Spencer Havner	DET	-	7	*	0.00	0.00	0.00	0.00
Kory Sperry	SDG	-	10	*	0.00	0.00	0.00	0.00
Jimmy Graham	NOR	-	10	*	0.00	0.00	0.00	0.00
Garrett Graham	HOU	-	7	*	0.00	0.00	0.00	0.00
Clay Harbor	PHI	-	8	*	0.00	0.00	0.00	0.00
Andrew Quarless	GNB	-	10	*	0.00	0.00	0.00	0.00
Brody Eldridge	IND	-	7	*	0.00	0.00	0.00	0.00
Fendi Onobun	STL	-	9	*	0.00	0.00	0.00	0.00
Dennis Morris	STL	-	9	*	0.00	0.00	0.00	0.00
Anthony McCoy	SEA	-	5	*	0.00	0.00	0.00	0.00
Mickey Shuler	MIA	-	4	*	0.00	0.00	0.00	0.00
Jim Dray	ARI	-	6	*	0.00	0.00	0.00	0.00
Dedrick Epps	MIA	-	5	*	0.00	0.00	0.00	0.00
Jameson Konz	SEA	X	5	*	0.00	0.00	0.00	0.00
Marquez Branson	DEN	-	9	*	0.00	0.00	0.00	0.00



# Harger Fantasy Football League

## Top Kicker Scoring

PLAYER	NFL	INJ	BYE	FA	TOTAL	AVG	2	1
Jeff Reed	PIT	-	5		23.00	11.50	13.00	10.00
Neil Rackers	HOU	-	7	*	22.00	11.00	12.00	10.00
Mike Nugent	CIN	-	6		22.00	11.00	15.00	7.00
Matt Bryant	ATL	-	8	*	20.00	10.00	11.00	9.00
Mason Crosby	GNB	-	10		20.00	10.00	10.00	10.00
Sebastian Janikowski	OAK	-	10	*	17.00	8.50	10.00	7.00
Nick Folk	NYJ	-	7		17.00	8.50	8.00	9.00
Robbie Gould	CHI	-	8	*	16.00	8.00	9.00	7.00
Graham Gano	WAS	-	9	*	16.00	8.00	9.00	7.00
Adam Vinatieri	IND	-	7		14.00	7.00	8.00	6.00
David Akers	PHI	-	8		13.00	6.50	5.00	8.00
Josh Scobee	JAC	-	9	*	13.00	6.50	7.00	6.00
Matt Prater	DEN	-	9		13.00	6.50	7.00	6.00
Connor Barth	TAM	-	4	*	13.00	6.50	8.00	5.00
Garrett Hartley	NOR	-	10		13.00	6.50	11.00	2.00
Ryan Succop	KAN	-	4	*	13.00	6.50	10.00	3.00
John Kasay	CAR	-	6	*	12.00	6.00	1.00	11.00
Rob Bironas	TEN	-	9		11.00	5.50	3.00	8.00
Nate Kaeding	SDG	-	10		10.00	5.00	8.00	2.00
Stephen Gostkowski	NWE	-	5		10.00	5.00	2.00	8.00
Olindo Mare	SEA	-	5	*	9.00	4.50	2.00	7.00
Josh Brown	STL	-	9	*	9.00	4.50	2.00	7.00
Lawrence Tynes	NYG	-	8		9.00	4.50	2.00	7.00
Dan Carpenter	MIA	-	5	*	9.00	4.50	2.00	7.00
David Buehler	DAL	-	4	*	9.00	4.50	8.00	1.00
Jason Hanson	DET	-	7	*	8.00	4.00	6.00	2.00
Joe Nedney	SFO	-	9	*	8.00	4.00	2.00	6.00
Billy Cundiff	BAL	-	8	*	8.00	4.00	4.00	4.00
Ryan Longwell	MIN	-	4		7.00	3.50	4.00	3.00
Rian Lindell	BUF	-	6	*	6.00	3.00	1.00	5.00
Jay Feely	ARI	-	6	*	6.00	3.00	1.00	5.00
Phil Dawson	CLE	-	8	*	4.00	2.00	2.00	2.00
Matt Stover	IND	-	7	*	0.00	0.00	0.00	0.00
John Carney	NOR	-	10	*	0.00	0.00	0.00	0.00
Kris Brown	HOU	X	7	*	0.00	0.00	0.00	0.00
Shayne Graham	BAL	-	8	*	0.00	0.00	0.00	0.00
Craig Hentrich	TEN	-	9	*	0.00	0.00	0.00	0.00
Aaron Elling	OAK	-	10	*	0.00	0.00	0.00	0.00
Dave Rayner	CIN	-	6	*	0.00	0.00	0.00	0.00
Paul Ernster	PIT	-	5	*	0.00	0.00	0.00	0.00
Shaun Suisham	STL	-	9	*	0.00	0.00	0.00	0.00
Nick Novak	SDG	-	10	*	0.00	0.00	0.00	0.00
Michael Koenen	ATL	-	8	*	0.00	0.00	0.00	0.00
Sam Koch	BAL	-	8	*	0.00	0.00	0.00	0.00
Tony Yelk	JAC	-	9	*	0.00	0.00	0.00	0.00
Justin Medlock	DET	-	7	*	0.00	0.00	0.00	0.00
Brandon Coutu	SEA	-	5	*	0.00	0.00	0.00	0.00
Steven Hauschka	DET	-	7	*	0.00	0.00	0.00	0.00
Sam Swank	NYG	-	8	*	0.00	0.00	0.00	0.00
Rhys Lloyd	CAR	-	6	*	0.00	0.00	0.00	0.00
Shane Andrus	SFO	-	9	*	0.00	0.00	0.00	0.00
Ricky Schmitt	TEN	-	9	*	0.00	0.00	0.00	0.00
Connor Hughes	DAL	-	4	*	0.00	0.00	0.00	0.00
Brett Swenson	IND	X	7	*	0.00	0.00	0.00	0.00
Garrett Lindholm	ATL	-	8	*	0.00	0.00	0.00	0.00
Hunter Lawrence	TAM	-	4	*	0.00	0.00	0.00	0.00
Todd Carter	CAR	-	6	*	0.00	0.00	0.00	0.00



# Harger Fantasy Football League

## Top Defense / Sp Teams Scoring


PLAYER	NFL	INJ	BYE	FA	TOTAL	AVG	2	1
Pittsburgh Steelers	PIT	-	5		21.00	10.50	17.00	4.00
Kansas City Chiefs	KAN	-	4	*	18.00	9.00	9.00	9.00
Miami Dolphins	MIA	-	5		18.00	9.00	13.00	5.00
New England Patriots	NWE	-	5		18.00	9.00	3.00	15.00
Washington Redskins	WAS	-	9	*	17.00	8.50	6.00	11.00
Green Bay Packers	GNB	-	10		16.00	8.00	9.00	7.00
Indianapolis Colts	IND	-	7	*	16.00	8.00	13.00	3.00
Seattle Seahawks	SEA	-	5	*	15.00	7.50	1.00	14.00
Detroit Lions	DET	-	7	*	13.00	6.50	5.00	8.00
Tampa Bay Buccaneers	TAM	-	4	*	13.00	6.50	10.00	3.00
Atlanta Falcons	ATL	-	8	*	12.00	6.00	8.00	4.00
New York Giants	NYG	-	8		11.00	5.50	2.00	9.00
Tennessee Titans	TEN	-	9		11.00	5.50	5.00	6.00
St. Louis Rams	STL	-	9	*	10.00	5.00	4.00	6.00
Jacksonville Jaguars	JAC	-	9	*	9.00	4.50	4.00	5.00
New Orleans Saints	NOR	-	10		9.00	4.50	6.00	3.00
New York Jets	NYJ	-	7		9.00	4.50	4.00	5.00
Philadelphia Eagles	PHI	-	8		9.00	4.50	4.00	5.00
San Diego Chargers	SDG	-	10	*	9.00	4.50	8.00	1.00
Arizona Cardinals	ARI	-	6	*	8.00	4.00	2.00	6.00
Chicago Bears	CHI	-	8		8.00	4.00	3.00	5.00
Cleveland Browns	CLE	-	8	*	8.00	4.00	3.00	5.00
Dallas Cowboys	DAL	-	4		8.00	4.00	7.00	1.00
Oakland Raiders	OAK	-	10	*	7.00	3.50	4.00	3.00
Denver Broncos	DEN	-	9	*	6.00	3.00	5.00	1.00
Houston Texans	HOU	-	7	*	6.00	3.00	3.00	3.00
Baltimore Ravens	BAL	-	8		5.00	2.50	1.00	4.00
Carolina Panthers	CAR	-	6	*	5.00	2.50	0.00	5.00
Cincinnati Bengals	CIN	-	6		5.00	2.50	5.00	0.00
Minnesota Vikings	MIN	-	4		5.00	2.50	4.00	1.00
San Francisco 49ers	SFO	-	9	*	4.00	2.00	2.00	2.00
Buffalo Bills	BUF	-	6	*	3.00	1.50	0.00	3.00

# HARGER FANTASY FOOTBALL LEAGUE 2010

## Week 1 – Head to Head



Doomsday II  
Owner: Tom Harger



Pigskin Princess  
Owner: Leah Harger

VS

0.96	<a href="#">Kevin Kolb</a>	PHI	QB	GNB 27 PHI 20	<b>FINAL</b>
	5-10, 24 yds passing				
6.20	<a href="#">DeAngelo Williams</a>	CAR	RB	CAR 18 NYG 31	<b>FINAL</b>
	16 carries, 62 yds rushing				
11.30	<a href="#">Maurice Jones-Drew</a>	JAC	RB	DEN 17 JAC 24	<b>FINAL</b>
	23 carries, 98 yds rushing 3 catches, 15 yds receiving				
14.20	<a href="#">Greg Jennings</a>	GNB	WR	GNB 27 PHI 20	<b>FINAL</b>
	5 catches, 82 yds receiving (1 TDs)				
5.20	<a href="#">Johnny Knox</a>	CHI	WR	DET 14 CHI 19	<b>FINAL</b>
	3 catches, 52 yds receiving, 1 tackle				
7.30	<a href="#">Vernon Davis</a>	SFO	TE	SFO 6 SEA 31	<b>FINAL</b>
	8 catches, 73 yds receiving				
6.00	<a href="#">Adam Vinatieri</a>	IND	K	IND 24 HOU 34	<b>FINAL</b>
	1 FG (20), 3 PATs				
4.00	<a href="#">Baltimore Ravens</a>	BAL	D/ST	BAL 10 NYJ 9	<b>FINAL</b>
	35 tackles, 13 assists, 1 pass defended, 2.0 sacks, 2 FF, 1 FR				
55.16					

### SCORING:

- Greg Jennings 32 yd TD pass from Aaron Rodgers (6.00 pts)
- Adam Vinatieri PAT (1.00 pts)
- Adam Vinatieri 20 yd FG (3.00 pts)
- Adam Vinatieri PAT (1.00 pts)
- Adam Vinatieri PAT (1.00 pts)

### GAME TOTAL BONUSES:

- Kevin Kolb 24 yards passing (0.96 pts)
- DeAngelo Williams 62 combined rushing and receiving yds (6.20 pts)
- Maurice Jones-Drew 113 combined rushing and receiving yds (11.30 pts)

7.28	<a href="#">Matt Schaub</a>	HOU	QB	IND 24 HOU 34	<b>FINAL</b>
	9-17, 107 yds passing (1 TDs), 1 INTs 3 carries, -3 yds rushing				
19.50	<a href="#">Rashard Mendenhall</a>	PIT	RB	ATL 9 PIT 15	<b>FINAL</b>
	22 carries, 120 yds rushing (1 TDs) 2 catches, 15 yds receiving				
31.10	<a href="#">Matt Forte</a>	CHI	RB	DET 14 CHI 19	<b>FINAL</b>
	17 carries, 50 yds rushing, 1 fumble(s) 7 catches, 151 yds receiving (2 TDs)				
9.00	<a href="#">Donald Driver</a>	GNB	WR	GNB 27 PHI 20	<b>FINAL</b>
	5 catches, 30 yds receiving (1 TDs), 1 tackle				
21.90	<a href="#">Chad Ochocinco</a>	CIN	WR	CIN 24 NWE 38	<b>FINAL</b>
	12 catches, 159 yds receiving (1 TDs)				
3.30	<a href="#">Andre Johnson</a>	HOU	WR	IND 24 HOU 34	<b>FINAL</b>
	3 catches, 33 yds receiving				
8.00	<a href="#">Rob Bironas</a>	TEN	K	OAK 13 TEN 38	<b>FINAL</b>
	1 FG (43), 5 PATs				
5.00	<a href="#">Chicago Bears</a>	CHI	D/ST	DET 14 CHI 19	<b>FINAL</b>
	46 tackles, 6 assists, 3 passes defended, 2.0 sacks, 1 INT, 2 FF, 2 FR				
105.08					

### SCORING:

- Matt Schaub 22 yd TD pass to Kevin Walter (4.00 pts)
- Rashard Mendenhall 50 yd rushing TD (6.00 pts)
- Matt Forte 89 yd TD pass from Jay Cutler (6.00 pts)
- Matt Forte 28 yd TD pass from Jay Cutler (6.00 pts)
- Donald Driver 6 yd TD pass from Aaron Rodgers (6.00 pts)
- Chad Ochocinco 28 yd TD pass from Carson Palmer (6.00 pts)
- Rob Bironas PAT (1.00 pts)
- Rob Bironas 43 yd FG (3.00 pts)
- Rob Bironas PAT (1.00 pts)
- Rob Bironas PAT (1.00 pts)
- Rob Bironas PAT (1.00 pts)
- Rob Bironas PAT (1.00 pts)

### GAME TOTAL BONUSES:

- Matt Schaub 107 yards passing (4.28 pts)
- Rashard Mendenhall 135 combined rushing and receiving yds (13.50 pts)

# HARGER FANTASY FOOTBALL LEAGUE 2010

## Week 1 – Head to Head

pts)

Greg Jennings 82 combined rushing and receiving yds (8.20 pts)

Johnny Knox 52 combined rushing and receiving yds (5.20 pts)

Vernon Davis 73 combined rushing and receiving yds (7.30 pts)

Baltimore Ravens 2.0 sacks (2.00 pts)

Baltimore Ravens 9 total points allowed (1.00 pts)

Baltimore Ravens 1 fumble recovered (1.00 pts)

### DEDUCTIONS:

None.

### BENCH:

9.48 Matt Ryan, QB

14.60 Pierre Thomas, RB

21.00 Darren McFadden, RB

1.20 Jonathan Stewart, RB

1.40 Chris Chambers, WR

0.00 Stephen Williams, WR

3.20 Brent Celek, TE

6.00 Matt Prater, K

Matt Forte 201 combined rushing and receiving yds (20.10 pts)

Donald Driver 30 combined rushing and receiving yds (3.00 pts)

Chad Ochocinco 159 combined rushing and receiving yds (15.90 pts)

Andre Johnson 33 combined rushing and receiving yds (3.30 pts)

Chicago Bears 2.0 sacks (2.00 pts)

Chicago Bears 1 interception (1.00 pts)

Chicago Bears 2 fumbles recovered (2.00 pts)

### DEDUCTIONS:

Matt Schaub 1 interception (-1.00 pts)

Matt Forte 1 fumble lost (-1.00 pts)

### BENCH:

19.80 David Garrard, QB

7.30 Chester Taylor, RB

14.50 Ronnie Brown, RB

4.00 Marion Barber, RB

14.30 Ahmad Bradshaw, RB

3.40 Lee Evans, WR

1.30 Braylon Edwards, WR

7.10 Devin Aromashodu, WR

# HARGER FANTASY FOOTBALL LEAGUE 2010

## Week 1 – Head to Head



NO Mercy  
Owner: Phillip Harger



Big Sexy  
Owner: Robin Lucas

VS

20.42	<a href="#">Philip Rivers</a>	SDG	QB	SDG 14	<b>FINAL</b>
	22-39, 298 yds passing (2 TDs)			KAN 21	
	3 carries, 5 yds rushing				
27.00	<a href="#">Chris Johnson</a>	TEN	RB	OAK 13	<b>FINAL</b>
	27 carries, 142 yds rushing (2 TDs)			TEN 38	
	4 catches, 8 yds receiving				
1.70	<a href="#">Shonn Greene</a>	NYJ	RB	BAL 10	<b>FINAL</b>
	5 carries, 18 yds rushing, 1 fumble(s)			NYJ 9	
	1 catch, 9 yds receiving				
4.80	<a href="#">Malcom Floyd</a>	SDG	WR	SDG 14	<b>FINAL</b>
	3 catches, 48 yds receiving			KAN 21	
20.60	<a href="#">Miles Austin</a>	DAL	WR	DAL 7	<b>FINAL</b>
	10 catches, 146 yds receiving (1 TDs)			WAS 13	
4.50	<a href="#">Calvin Johnson</a>	DET	WR	DET 14	<b>FINAL</b>
	4 catches, 45 yds receiving			CHI 19	
3.00	<a href="#">Ryan Longwell</a>	MIN	K	MIN 9	<b>FINAL</b>
	1 FG (41), 1 missed PAT			NOR 14	
9.00	<a href="#">New York Giants</a>	NYG	D/ST	CAR 18	<b>FINAL</b>
	49 tackles, 23 assists, 9 passes defended,			NYG 31	
	4.0 sacks, 3 INT, 2 FF, 2 FR				
91.02					

### SCORING:

Philip Rivers 3 yd TD pass to Antonio Gates (4.00 pts)  
 Philip Rivers 59 yd TD pass to Legedu Naanee (4.00 pts)  
 Chris Johnson 76 yd rushing TD (6.00 pts)  
 Chris Johnson 4 yd rushing TD (6.00 pts)  
 Miles Austin 4 yd TD pass from Tony Romo (6.00 pts)  
 Ryan Longwell 41 yd FG (3.00 pts)

### GAME TOTAL BONUSES:

Philip Rivers 298 yards passing (11.92 pts)  
 Philip Rivers 5 combined rushing and receiving yds (0.50 pts)  
 Chris Johnson 150 combined rushing and receiving yds (15.00 pts)  
 Shonn Greene 27 combined rushing and receiving yds (2.70 pts)  
 Malcom Floyd 48 combined rushing and receiving yds (4.80 pts)  
 Miles Austin 146 combined rushing and receiving yds (14.60 pts)  
 Calvin Johnson 45 combined rushing and receiving yds (4.50 pts)

29.32	<a href="#">Peyton Manning</a>	IND	QB	IND 24	<b>FINAL</b>
	40-57, 433 yds passing (3 TDs)			HOU 34	
3.90	<a href="#">Thomas Jones</a>	KAN	RB	SDG 14	<b>FINAL</b>
	11 carries, 39 yds rushing			KAN 21	
14.20	<a href="#">LeSean McCoy</a>	PHI	RB	GNB 27	<b>FINAL</b>
	7 carries, 35 yds rushing (1 TDs)			PHI 20	
	5 catches, 47 yds receiving				
5.30	<a href="#">Brandon Marshall</a>	MIA	WR	MIA 15	<b>FINAL</b>
	8 catches, 53 yds receiving			BUF 10	
0.00	<a href="#">Mike Sims-Walker</a>	JAC	WR	DEN 17	<b>FINAL</b>
				JAC 24	
6.20	<a href="#">Mike Wallace</a>	PIT	WR	ATL 9	<b>FINAL</b>
	2 catches, 62 yds receiving			PIT 15	
10.00	<a href="#">Jeff Reed</a>	PIT	K	ATL 9	<b>FINAL</b>
	3 FGs (52,36,34), 2 missed FGs (55,40)			PIT 15	
7.00	<a href="#">Green Bay Packers</a>	GNB	D/ST	GNB 27	<b>FINAL</b>
	46 tackles, 4 assists, 7 passes defended, 6.0 sacks, 2			PHI 20	
	FF, 1 FR				
75.92					

### SCORING:

Peyton Manning 14 yd TD pass to Reggie Wayne (4.00 pts)  
 Peyton Manning 10 yd TD pass to Dallas Clark (4.00 pts)  
 Peyton Manning 73 yd TD pass to Austin Collie (4.00 pts)  
 LeSean McCoy 12 yd rushing TD (6.00 pts)  
 Jeff Reed 52 yd FG (4.00 pts)  
 Jeff Reed 36 yd FG (3.00 pts)  
 Jeff Reed 34 yd FG (3.00 pts)

### GAME TOTAL BONUSES:

Peyton Manning 433 yards passing (17.32 pts)  
 Thomas Jones 39 combined rushing and receiving yds (3.90 pts)  
 LeSean McCoy 82 combined rushing and receiving yds (8.20 pts)  
 Brandon Marshall 53 combined rushing and receiving yds (5.30 pts)  
 Mike Wallace 62 combined rushing and receiving yds (6.20 pts)  
 Green Bay Packers 6.0 sacks (6.00 pts)  
 Green Bay Packers 1 fumble recovered (1.00 pts)



**HARGER FANTASY FOOTBALL LEAGUE 2010**  
**Week 1 – Head to Head**

New York Giants 4.0 sacks (4.00 pts)

New York Giants 3 interceptions (3.00 pts)

New York Giants 2 fumbles recovered (2.00 pts)

**DEDUCTIONS:**

Shonn Greene 1 fumble lost (-1.00 pts)

**BENCH:**

21.70 Carson Palmer, QB

9.30 Javon Ringer, RB

7.70 Santana Moss, WR

18.40 Wes Welker, WR

2.30 Lance Moore, WR

1.30 Dwayne Bowe, WR

0.90 Owen Daniels, TE

1.00 David Buehler, K

**DEDUCTIONS:**

None.

**BENCH:**

7.28 Chad Henne, QB

6.50 Brandon Jacobs, RB

6.40 Felix Jones, RB

10.90 Jeremy Maclin, WR

0.00 Julian Edelman, WR

8.00 Chris Cooley, TE

4.30 Zach Miller, TE

0.00 Cincinnati Bengals, D/ST

---

# HARGER FANTASY FOOTBALL LEAGUE 2010

## Week 1 – Head to Head



JJJammin-On-The-One  
Owner: A.J. Harger

Roughriders  
Owner: Bryan Ferryman

VS



9.84 [Brett Favre](#) MIN QB MIN 9 **FINAL**  
15-27, 171 yds passing (1 TDs), 1 INTs NOR 14

4.90 [Michael Turner](#) ATL RB ATL 9 **FINAL**  
19 carries, 42 yds rushing PIT 15  
1 catch, 7 yds receiving

4.50 [Ryan Grant](#) GNB RB GNB 27 **FINAL**  
8 carries, 45 yds rushing PHI 20

11.10 [Roddy White](#) ATL WR ATL 9 **FINAL**  
13 catches, 111 yds receiving PIT 15

4.30 [Steve Smith](#) NYG WR CAR 18 **FINAL**  
5 catches, 43 yds receiving NYG 31

16.00 [Dallas Clark](#) IND TE IND 24 **FINAL**  
11 catches, 80 yds receiving (1 TDs) HOU 34

8.00 [Stephen Gostkowski](#) NWE K CIN 24 **FINAL**  
1 FG (32), 2 missed FGs (47,56), 5 PATs NWE 38

15.00 [New England Patriots](#) NWE D/ST CIN 24 **FINAL**  
2 TDs, 58 tackles, 26 assists, 6 passes NWE 38  
defensed, 1.0 sack, 1 INT, 1 FF, 1 FR

73.64

### SCORING:

Brett Favre 20 yd TD pass to Visanthe Shiancoe (4.00 pts)  
Dallas Clark 10 yd TD pass from Peyton Manning (8.00 pts)  
Stephen Gostkowski PAT (1.00 pts)  
Stephen Gostkowski 32 yd FG (3.00 pts)  
Stephen Gostkowski PAT (1.00 pts)  
Stephen Gostkowski PAT (1.00 pts)  
Stephen Gostkowski PAT (1.00 pts)  
Stephen Gostkowski PAT (1.00 pts)  
New England Patriots 59 yd interception return TD (6.00 pts)  
New England Patriots 97 yd kickoff return TD (6.00 pts)

### GAME TOTAL BONUSES:

Brett Favre 171 yards passing (6.84 pts)  
Michael Turner 49 combined rushing and receiving yds (4.90 pts)  
Ryan Grant 45 combined rushing and receiving yds (4.50 pts)  
Roddy White 111 combined rushing and receiving yds (11.10 pts)  
Steve Smith 43 combined rushing and receiving yds (4.30 pts)  
Dallas Clark 80 combined rushing and receiving yds (8.00 pts)

13.48 [Drew Brees](#) NOR QB MIN 9 **FINAL**  
27-36, 237 yds passing (1 TDs) NOR 14  
4 carries, -6 yds rushing

5.90 [Jerome Harrison](#) CLE RB CLE 14 **FINAL**  
9 carries, 52 yds rushing TAM 17  
1 catch, 7 yds receiving

6.70 [Ryan Mathews](#) SDG RB SDG 14 **FINAL**  
19 carries, 75 yds rushing, 1 fumble(s) KAN 21  
1 catch, 2 yds receiving

11.00 [Anquan Boldin](#) BAL WR BAL 10 **FINAL**  
7 catches, 110 yds receiving NYJ 9

1.20 [Michael Crabtree](#) SFO WR SFO 6 **FINAL**  
2 catches, 12 yds receiving SEA 31

2.70 [Jason Witten](#) DAL TE DAL 7 **FINAL**  
3 catches, 27 yds receiving WAS 13

8.00 [David Akers](#) PHI K GNB 27 **FINAL**  
2 FGs (45,24), 2 PATs PHI 20

3.00 [New Orleans Saints](#) NOR D/ST MIN 9 **FINAL**  
42 tackles, 16 assists, 6 passes defensed, 1.0 sack, 1 NOR 14  
INT

51.98

### SCORING:

Drew Brees 29 yd TD pass to Devery Henderson (4.00 pts)  
David Akers 45 yd FG (3.00 pts)  
David Akers PAT (1.00 pts)  
David Akers PAT (1.00 pts)  
David Akers 24 yd FG (3.00 pts)

### GAME TOTAL BONUSES:

Drew Brees 237 yards passing (9.48 pts)  
Jerome Harrison 59 combined rushing and receiving yds (5.90 pts)  
Ryan Mathews 77 combined rushing and receiving yds (7.70 pts)  
Anquan Boldin 110 combined rushing and receiving yds (11.00 pts)  
Michael Crabtree 12 combined rushing and receiving yds (1.20 pts)  
Jason Witten 27 combined rushing and receiving yds (2.70 pts)  
New Orleans Saints 1.0 sack (1.00 pts)

# HARGER FANTASY FOOTBALL LEAGUE 2010

## Week 1 – Head to Head

New England Patriots 1.0 sack (1.00 pts)

New England Patriots 1 interception (1.00 pts)

New England Patriots 1 fumble recovered (1.00 pts)

New Orleans Saints 9 total points allowed (1.00 pts)

New Orleans Saints 1 interception (1.00 pts)

### DEDUCTIONS:

Brett Favre 1 interception (-1.00 pts)

### BENCH:

20.20 Matt Hasselbeck, QB

7.80 LaDainian Tomlinson, RB

0.00 Ricky Williams, RB

0.00 Laurence Maroney, RB

1.90 Fred Jackson, RB

12.40 Knowshon Moreno, RB

1.90 Nate Burleson, WR

13.20 Steve Breaston, WR

### DEDUCTIONS:

Ryan Mathews 1 fumble lost (-1.00 pts)

### BENCH:

0.00 Ben Roethlisberger, QB

0.00 Kevin Smith, RB

13.40 Tim Hightower, RB

15.60 Jahvid Best, RB

0.30 Bernard Berrian, WR

2.90 Jacoby Jones, WR

7.80 Laurent Robinson, WR

15.60 Visanthe Shiancoe, TE

# HARGER FANTASY FOOTBALL LEAGUE 2010

## Week 1 – Head to Head



The General  
Owner: Matthew Harger



The Columbus Knights  
Owner: Jamie Johnston

VS

22.32	<a href="#">Tom Brady</a>	NWE	QB	CIN 24	<b>FINAL</b>
	25-35, 258 yds passing (3 TDs)			NWE 38	
	<a href="#">Carnell Williams</a>	TAM	RB	CLE 14	<b>FINAL</b>
9.80	22 carries, 75 yds rushing			TAM 17	
	2 catches, 23 yds receiving				
	<a href="#">Frank Gore</a>	SFO	RB	SFO 6	<b>FINAL</b>
8.30	17 carries, 38 yds rushing			SEA 31	
	6 catches, 45 yds receiving				
	<a href="#">Reggie Wayne</a>	IND	WR	IND 24	<b>FINAL</b>
15.90	7 catches, 99 yds receiving (1 TDs)			HOU 34	
	<a href="#">Larry Fitzgerald</a>	ARI	WR	ARI 17	<b>FINAL</b>
10.30	3 catches, 43 yds receiving (1 TDs)			STL 13	
	<a href="#">Jermichael Finley</a>	GNB	TE	GNB 27	<b>FINAL</b>
4.70	4 catches, 47 yds receiving, 1 tackle			PHI 20	
	<a href="#">Garrett Hartley</a>	NOR	K	MIN 9	<b>FINAL</b>
2.00	2 missed FGs (46,32), 2 PATs			NOR 14	
	<a href="#">Miami Dolphins</a>	MIA	D/ST	MIA 15	<b>FINAL</b>
5.00	39 tackles, 16 assists, 7 passes defended, 3.0 sacks			BUF 10	
78.32					

14.42	<a href="#">Aaron Rodgers</a>	GNB	QB	GNB 27	<b>FINAL</b>
	19-31, 188 yds passing (2 TDs), 2 INTs			PHI 20	
	5 carries, 9 yds rushing				
	<a href="#">Cedric Benson</a>	CIN	RB	CIN 24	<b>FINAL</b>
10.40	15 carries, 43 yds rushing (1 TDs), 1 fumble(s)			NWE 38	
	1 catch, 11 yds receiving				
	<a href="#">Joseph Addai</a>	IND	RB	IND 24	<b>FINAL</b>
7.30	10 carries, 44 yds rushing			HOU 34	
	6 catches, 29 yds receiving				
	<a href="#">Randy Moss</a>	NWE	WR	CIN 24	<b>FINAL</b>
5.90	5 catches, 59 yds receiving			NWE 38	
	<a href="#">Percy Harvin</a>	MIN	WR	MIN 9	<b>FINAL</b>
1.40	1 carry, 2 yds rushing			NOR 14	
	1 catch, 12 yds receiving				
	<a href="#">Kenny Britt</a>	TEN	WR	OAK 13	<b>FINAL</b>
0.00				TEN 38	
	<a href="#">Nate Kaeding</a>	SDG	K	SDG 14	<b>FINAL</b>
2.00	2 PATs			KAN 21	
	<a href="#">New York Jets</a>	NYJ	D/ST	BAL 10	<b>FINAL</b>
5.00	60 tackles, 24 assists, 7 passes defended, 2.0 sacks, 1 INT, 2 FF, 2 FR			NYJ 9	
46.42					

### SCORING:

Tom Brady 9 yd TD pass to Wes Welker (4.00 pts)  
 Tom Brady 4 yd TD pass to Wes Welker (4.00 pts)  
 Tom Brady 1 yd TD pass to Rob Gronkowski (4.00 pts)  
 Reggie Wayne 14 yd TD pass from Peyton Manning (6.00 pts)  
 Larry Fitzgerald 21 yd TD pass from Derek Anderson (6.00 pts)  
 Garrett Hartley PAT (1.00 pts)  
 Garrett Hartley PAT (1.00 pts)  
 Miami Dolphins safety (2.00 pts)

### GAME TOTAL BONUSES:

Tom Brady 258 yards passing (10.32 pts)  
 Carnell Williams 98 combined rushing and receiving yds (9.80 pts)  
 Frank Gore 83 combined rushing and receiving yds (8.30 pts)  
 Reggie Wayne 99 combined rushing and receiving yds (9.90 pts)  
 Larry Fitzgerald 43 combined rushing and receiving yds (4.30 pts)

### SCORING:

Aaron Rodgers 6 yd TD pass to Donald Driver (4.00 pts)  
 Aaron Rodgers 32 yd TD pass to Greg Jennings (4.00 pts)  
 Cedric Benson 1 yd rushing TD (6.00 pts)  
 Nate Kaeding PAT (1.00 pts)  
 Nate Kaeding PAT (1.00 pts)

### GAME TOTAL BONUSES:

Aaron Rodgers 188 yards passing (7.52 pts)  
 Aaron Rodgers 9 combined rushing and receiving yds (0.90 pts)  
 Cedric Benson 54 combined rushing and receiving yds (5.40 pts)  
 Joseph Addai 73 combined rushing and receiving yds (7.30 pts)  
 Randy Moss 59 combined rushing and receiving yds (5.90 pts)

# HARGER FANTASY FOOTBALL LEAGUE 2010

## Week 1 – Head to Head

Jermichael Finley 47 combined rushing and receiving yds (4.70 pts)

Miami Dolphins 3.0 sacks (3.00 pts)

### DEDUCTIONS:

None.

### BENCH:

8.54 Donovan McNabb, QB

6.40 Clinton Portis, RB

4.70 Reggie Bush, RB

2.10 Derrick Mason, WR

13.50 Steve Smith, WR

25.50 Hakeem Nicks, WR

9.00 Nick Folk, K

4.00 Pittsburgh Steelers, D/ST

Percy Harvin 14 combined rushing and receiving yds (1.40 pts)

New York Jets 2.0 sacks (2.00 pts)

New York Jets 1 interception (1.00 pts)

New York Jets 2 fumbles recovered (2.00 pts)

### DEDUCTIONS:

Aaron Rodgers 2 interceptions (-2.00 pts)

Cedric Benson 1 fumble lost (-1.00 pts)

### BENCH:

19.52 Eli Manning, QB

16.00 Jamaal Charles, RB

2.70 T.J. Houshmandzadeh, WR

2.10 Roy Williams, WR

1.80 Jericho Cotchery, WR

0.00 Vincent Jackson, WR

0.00 Santonio Holmes, WR

1.00 Dallas Cowboys, D/ST

# HARGER FANTASY FOOTBALL LEAGUE 2010

## Week 1 – Head to Head



The Feds  
Owner: Paul Harger



The Mighty Warriors  
Owner: Mark Harger

VS

<a href="#">Joe Flacco</a>	BAL	QB	BAL 10	
8.12	20-38, 248 yds passing, 1 INTs		NYJ 9	<b>FINAL</b>
	4 carries, 2 yds rushing, 1 fumble(s), 1 tackle			
<a href="#">Steven Jackson</a>	STL	RB	ARI 17	
8.70	22 carries, 81 yds rushing		STL 13	<b>FINAL</b>
	4 catches, 6 yds receiving			
<a href="#">Ray Rice</a>	BAL	RB	BAL 10	
6.20	21 carries, 43 yds rushing		NYJ 9	<b>FINAL</b>
	2 catches, 19 yds receiving			
<a href="#">Hines Ward</a>	PIT	WR	ATL 9	
10.80	6 catches, 108 yds receiving		PIT 15	<b>FINAL</b>
<a href="#">Marques Colston</a>	NOR	WR	MIN 9	
6.20	5 catches, 62 yds receiving		NOR 14	<b>FINAL</b>
<a href="#">DeSean Jackson</a>	PHI	WR	GNB 27	
3.00	4 catches, 30 yds receiving		PHI 20	<b>FINAL</b>
<a href="#">Lawrence Tynes</a>	NYG	K	CAR 18	
7.00	1 FG (32), 4 PATs		NYG 31	<b>FINAL</b>
<a href="#">Philadelphia Eagles</a>	PHI	D/ST	GNB 27	
5.00	50 tackles, 5 assists, 4 passes defensed, 3.0 sacks, 2 INT		PHI 20	<b>FINAL</b>
55.02				

SCORING:

- Lawrence Tynes PAT (1.00 pts)
- Lawrence Tynes PAT (1.00 pts)
- Lawrence Tynes 32 yd FG (3.00 pts)
- Lawrence Tynes PAT (1.00 pts)
- Lawrence Tynes PAT (1.00 pts)

<a href="#">Jay Cutler</a>	CHI	QB	DET 14	
23.08	23-35, 372 yds passing (2 TDs), 1 INTs		CHI 19	<b>FINAL</b>
	5 carries, 22 yds rushing, 1 fumble(s)			
<a href="#">Adrian Peterson</a>	MIN	RB	MIN 9	
10.10	19 carries, 87 yds rushing		NOR 14	<b>FINAL</b>
	3 catches, 14 yds receiving			
<a href="#">Arian Foster</a>	HOU	RB	IND 24	
41.80	33 carries, 231 yds rushing (3 TDs)		HOU 34	<b>FINAL</b>
	1 catch, 7 yds receiving			
<a href="#">Jabar Gaffney</a>	DEN	WR	DEN 17	
9.40	3 catches, 34 yds receiving (1 TDs)		JAC 24	<b>FINAL</b>
<a href="#">Tony Gonzalez</a>	ATL	TE	ATL 9	
3.50	2 catches, 35 yds receiving		PIT 15	<b>FINAL</b>
<a href="#">Antonio Gates</a>	SDG	TE	SDG 14	
15.60	5 catches, 76 yds receiving (1 TDs)		KAN 21	<b>FINAL</b>
<a href="#">Mason Crosby</a>	GNB	K	GNB 27	
10.00	2 FGs (49,56), 3 PATs		PHI 20	<b>FINAL</b>
<a href="#">San Francisco 49ers</a>	SFO	D/ST	SFO 6	
2.00	44 tackles, 9 assists, 1 pass defensed, 1.0 sack, 1 INT		SEA 31	<b>FINAL</b>
115.48				

SCORING:

- Jay Cutler 89 yd TD pass to Matt Forte (4.00 pts)
- Jay Cutler 28 yd TD pass to Matt Forte (4.00 pts)
- Arian Foster 1 yd rushing TD (6.00 pts)
- Arian Foster 25 yd rushing TD (6.00 pts)
- Arian Foster 8 yd rushing TD (6.00 pts)
- Jabar Gaffney 8 yd TD pass from Kyle Orton (6.00 pts)
- Antonio Gates 3 yd TD pass from Philip Rivers (8.00 pts)
- Mason Crosby 49 yd FG (3.00 pts)
- Mason Crosby PAT (1.00 pts)

# HARGER FANTASY FOOTBALL LEAGUE 2010

## Week 1 – Head to Head

### GAME TOTAL BONUSES:

Joe Flacco 248 yards passing (9.92 pts)  
Joe Flacco 2 combined rushing and receiving yds (0.20 pts)  
Steven Jackson 87 combined rushing and receiving yds (8.70 pts)  
Ray Rice 62 combined rushing and receiving yds (6.20 pts)  
Hines Ward 108 combined rushing and receiving yds (10.80 pts)  
Marques Colston 62 combined rushing and receiving yds (6.20 pts)  
DeSean Jackson 30 combined rushing and receiving yds (3.00 pts)  
Philadelphia Eagles 3.0 sacks (3.00 pts)  
Philadelphia Eagles 2 interceptions (2.00 pts)

### DEDUCTIONS:

Joe Flacco 1 interception (-1.00 pts)  
Joe Flacco 1 fumble lost (-1.00 pts)

### BENCH:

0.00 Brian Westbrook, RB  
6.00 Justin Forsett, RB  
0.00 Chris Wells, RB  
5.30 Terrell Owens, WR  
4.30 Pierre Garcon, WR  
0.00 Demaryius Thomas, WR  
0.00 Victor Cruz, WR  
3.20 Kellen Winslow, TE

Mason Crosby 56 yd FG (4.00 pts)

Mason Crosby PAT (1.00 pts)

Mason Crosby PAT (1.00 pts)

### GAME TOTAL BONUSES:

Jay Cutler 372 yards passing (14.88 pts)  
Jay Cutler 22 combined rushing and receiving yds (2.20 pts)  
Adrian Peterson 101 combined rushing and receiving yds (10.10 pts)  
Arian Foster 238 combined rushing and receiving yds (23.80 pts)  
Jabar Gaffney 34 combined rushing and receiving yds (3.40 pts)  
Tony Gonzalez 35 combined rushing and receiving yds (3.50 pts)  
Antonio Gates 76 combined rushing and receiving yds (7.60 pts)  
San Francisco 49ers 1.0 sack (1.00 pts)  
San Francisco 49ers 1 interception (1.00 pts)

### DEDUCTIONS:

Jay Cutler 1 interception (-1.00 pts)

Jay Cutler 1 fumble lost (-1.00 pts)

### BENCH:

15.28 Tony Romo, QB  
0.70 Donald Brown, RB  
1.40 C.J. Spiller, RB  
6.40 Mike Williams, WR  
2.90 Greg Camarillo, WR  
5.60 Dez Bryant, WR  
4.00 Billy Cundiff, K  
1.00 Minnesota Vikings, D/ST

---

## Harger Fantasy Football League 2010 Week 1 Starting Points Summary

---



[Doomsday II](#)

55.16



[NO Mercy](#)

91.02

[Pigskin Princess](#)

105.08



[Big Sexy](#)

75.92

[GameCast](#) | **Final**

Actual vs Best: [Doomsday II](#) | [Pigskin Princess](#)

High Scorer: [Matt Forte](#) (31.10 points)

[GameCast](#) | **Final**

Actual vs Best: [NO Mercy](#) | [Big Sexy](#)

High Scorer: [Peyton Manning](#) (29.32 points)

[JJJammin-On-The-One](#)

73.64



[The General](#)

78.32



[Roughriders](#)

51.98



[The Columbus Knights](#)

46.42

[GameCast](#) | **Final**

Actual vs Best: [JJJammin-On-The-One](#) | [Roughriders](#)

High Scorer: [Dallas Clark](#) (16.00 points)

[GameCast](#) | **Final**

Actual vs Best: [The General](#) | [The Columbus Knights](#)

High Scorer: [Tom Brady](#) (22.32 points)



[The Feds](#)

55.02



[The Mighty Warriors](#)

115.48

[GameCast](#) | **Final**

Actual vs Best: [The Feds](#) | [The Mighty Warriors](#)

High Scorer: [Arian Foster](#) (41.80 points)

League Average: 74.80





# Harger Fantasy Football League

## Week 1

Sun., Sep 5 2010 5:21 p	The Feds	Released	Ronnie Cruz	DAL	RB	Commissioner
Sun., Sep 5 2010 5:21 p	The Feds	Acquired	Victor Cruz	NYG	WR	Commissioner
Sun., Sep 5 2010 5:23 p	The Mighty Warriors	Released	Mike Williams	SEA	WR	Commissioner
Sun., Sep 5 2010 5:23 p	The Mighty Warriors	Acquired	Mike Williams	TAM	WR	Commissioner
Mon., Sep 6 2010 9:13 a	NO Mercy	Released	Carson Palmer	CIN	QB	Owner
Mon., Sep 6 2010 9:15 a	NO Mercy	Acquired	Carson Palmer	CIN	QB	Commissioner
Mon., Sep 6 2010 10:46 a	NO Mercy	Released	Ryan Longwell	MIN	K	Owner
Mon., Sep 6 2010 10:50 a	NO Mercy	Acquired	Ryan Longwell	MIN	K	Commissioner
Mon., Sep 6 2010 11:26 a	NO Mercy	Released	Ryan Longwell	MIN	K	Owner
Mon., Sep 6 2010 11:26 a	NO Mercy	Acquired	Darren Sproles	SDG	RB	Owner
Mon., Sep 6 2010 11:38 a	NO Mercy	Released	Darren Sproles	SDG	RB	Commissioner
Mon., Sep 6 2010 11:38 a	NO Mercy	Acquired	Ryan Longwell	MIN	K	Commissioner
Mon., Sep 6 2010 2:48 p	The Mighty Warriors	Released	Heath Miller	PIT	TE	Owner
Mon., Sep 6 2010 2:48 p	The Mighty Warriors	Acquired	Greg Camarillo	MIN	WR	Owner
Mon., Sep 6 2010 2:52 p	The Mighty Warriors	Released	Greg Camarillo	MIN	WR	Owner
Mon., Sep 6 2010 2:52 p	The Mighty Warriors	Acquired	Billy Cundiff	BAL	K	Owner
Mon., Sep 6 2010 2:55 p	The Mighty Warriors	Released	Joshua Cribbs	CLE	WR	Owner
Mon., Sep 6 2010 10:25 p	The Mighty Warriors	Acquired	Greg Camarillo	MIN	WR	Commissioner
Mon., Sep 6 2010 11:04 p	The Mighty Warriors	Released	Mike Williams	TAM	WR	Owner
Mon., Sep 6 2010 11:04 p	The Mighty Warriors	Acquired	Mike Williams	SEA	WR	Owner
Thu., Sep 9 2010 10:38 a	Roughriders	Released	Jermaine Gresham	CIN	TE	Owner
Thu., Sep 9 2010 10:38 a	Roughriders	Acquired	Kevin Smith	DET	RB	Owner
Thu., Sep 9 2010 7:30 p	The Columbus Knights	Released	Robbie Gould	CHI	K	Commissioner
Thu., Sep 9 2010 7:30 p	The Columbus Knights	Acquired	T.J. Houshmandzadeh	BAL	WR	Commissioner
Sat., Sep 11 2010 3:45 p	Doomsday II	Released	Robert Meachem	NOR	WR	Owner
Sat., Sep 11 2010 3:46 p	Doomsday II	Acquired	Stephen Williams	ARI	WR	Owner

## Week 2

Tue., Sep 14 2010 6:50 p	Big Sexy	Released	Zach Miller	OAK	TE	Owner
Tue., Sep 14 2010 7:39 p	Big Sexy	Acquired	Zach Miller	OAK	TE	Commissioner
Tue., Sep 14 2010 9:07 p	Big Sexy	Released	Zach Miller	OAK	TE	Waiver Wire
Tue., Sep 14 2010 9:07 p	The Feds	Released	Victor Cruz	NYG	WR	Waiver Wire
Tue., Sep 14 2010 9:07 p	NO Mercy	Acquired	Brandon Jackson	GNB	RB	Waiver Wire
Tue., Sep 14 2010 9:07 p	The Feds	Acquired	Mark Clayton	STL	WR	Waiver Wire
Tue., Sep 14 2010 9:07 p	JJJammin-On-The-One	Released	Ryan Grant	GNB	RB	Waiver Wire
Tue., Sep 14 2010 9:07 p	NO Mercy	Released	David Buehler	DAL	K	Waiver Wire
Tue., Sep 14 2010 9:07 p	JJJammin-On-The-One	Acquired	Austin Collie	IND	WR	Waiver Wire
Tue., Sep 14 2010 9:07 p	Big Sexy	Acquired	Legedu Naanee	SDG	WR	Waiver Wire
Tue., Sep 14 2010 10:56 p	The Mighty Warriors	Released	Donald Brown	IND	RB	Owner
Tue., Sep 14 2010 10:56 p	The Mighty Warriors	Released	Billy Cundiff	BAL	K	Owner
Tue., Sep 14 2010 10:56 p	The Mighty Warriors	Released	San Francisco 49ers	SFO	Def/ST	Owner
Tue., Sep 14 2010 10:56 p	The Mighty Warriors	Released	Tony Gonzalez	ATL	TE	Owner
Tue., Sep 14 2010 10:56 p	The Mighty Warriors	Released	Greg Camarillo	MIN	WR	Owner
Tue., Sep 14 2010 10:56 p	The Mighty Warriors	Released	Jabar Gaffney	DEN	WR	Owner
Wed., Sep 15 2010 6:54 a	The Mighty Warriors	Acquired	Tennessee Titans	TEN	Def/ST	Commissioner
Wed., Sep 15 2010 6:54 a	The Mighty Warriors	Acquired	Jermaine Gresham	CIN	TE	Commissioner
Wed., Sep 15 2010 6:54 a	The Mighty Warriors	Acquired	Fred Taylor	NWE	RB	Commissioner
Wed., Sep 15 2010 6:54 a	The Mighty Warriors	Acquired	Michael Vick	PHI	QB	Commissioner
Wed., Sep 15 2010 6:54 a	The Mighty Warriors	Acquired	Brandon Lloyd	DEN	WR	Commissioner
Wed., Sep 15 2010 6:54 a	The Mighty Warriors	Acquired	Neil Rackers	HOU	K	Commissioner
Wed., Sep 15 2010 8:34 a	Roughriders	Released	Bernard Berrian	MIN	WR	Owner
Wed., Sep 15 2010 8:34 a	Roughriders	Acquired	Eddie Royal	DEN	WR	Owner
Wed., Sep 15 2010 8:35 a	Roughriders	Released	Kevin Smith	DET	RB	Owner
Wed., Sep 15 2010 8:35 a	Roughriders	Acquired	Ricky Williams	MIA	RB	Owner
Thu., Sep 16 2010 6:01 a	Roughriders	Released	Michael Crabtree	SFO	WR	Owner
Thu., Sep 16 2010 6:01 a	Roughriders	Acquired	Nate Washington	TEN	WR	Owner
Sat., Sep 18 2010 8:53 p	Roughriders	Released	Ricky Williams	MIA	RB	Commissioner
Sat., Sep 18 2010 8:54 p	Roughriders	Acquired	Kevin Smith	DET	RB	Commissioner
Sat., Sep 18 2010 8:57 p	The Feds	Released	Kellen Winslow	TAM	TE	Owner
Sat., Sep 18 2010 8:57 p	The Feds	Acquired	Mike Williams	TAM	WR	Owner
Sat., Sep 18 2010 8:57 p	JJJammin-On-The-One	Released	Ricky Williams	IND	RB	Commissioner



# Harger Fantasy Football League

Sat., Sep 18 2010 8:57 p JJJammin-On-The-One Acquired Ricky Williams MIA RB Commissioner

## Week 3

Tue., Sep 21 2010 5:48 p Pigskin Princess Released Lee Evans BUF WR Owner  
 Tue., Sep 21 2010 8:03 p Pigskin Princess Acquired Lee Evans BUF WR Commissioner  
 Tue., Sep 21 2010 9:07 p The Feds Released Brian Westbrook SFO RB Waiver Wire  
 Tue., Sep 21 2010 9:07 p The Feds Acquired Kevin Walter HOU WR Waiver Wire  
 Tue., Sep 21 2010 9:07 p JJJammin-On-The-One Acquired Jason Snelling ATL RB Waiver Wire  
 Tue., Sep 21 2010 9:07 p JJJammin-On-The-One Released Nate Burleson DET WR Waiver Wire  
 Tue., Sep 21 2010 9:07 p Roughriders Released Kevin Smith DET RB Waiver Wire  
 Tue., Sep 21 2010 9:07 p The Mighty Warriors Acquired Devin Hester CHI WR Waiver Wire  
 Tue., Sep 21 2010 9:07 p Roughriders Acquired Mike Tolbert SDG RB Waiver Wire  
 Tue., Sep 21 2010 9:07 p NO Mercy Acquired Marshawn Lynch SEA RB Waiver Wire  
 Tue., Sep 21 2010 9:07 p NO Mercy Released Lance Moore NOR WR Waiver Wire  
 Tue., Sep 21 2010 9:07 p The Mighty Warriors Released Brandon Lloyd DEN WR Waiver Wire  
 Wed., Sep 22 2010 6:54 p NO Mercy Released Carson Palmer CIN QB Owner  
 Wed., Sep 22 2010 6:54 p NO Mercy Acquired Josh Freeman TAM QB Owner  
 Wed., Sep 22 2010 7:04 p The Mighty Warriors Released Mike Williams SEA WR Owner  
 Wed., Sep 22 2010 7:04 p The Mighty Warriors Acquired Mario Manningham NYG WR Owner  
 Wed., Sep 22 2010 7:05 p The Mighty Warriors Released Jermaine Gresham CIN TE Owner  
 Wed., Sep 22 2010 7:05 p The Mighty Warriors Acquired Peyton Hillis CLE RB Owner  
 Wed., Sep 22 2010 7:16 p The Mighty Warriors Released Fred Taylor NWE RB Owner  
 Wed., Sep 22 2010 7:16 p The Mighty Warriors Acquired Sidney Rice MIN WR Owner  
 Wed., Sep 22 2010 7:18 p The Mighty Warriors Released Sidney Rice MIN WR Owner  
 Wed., Sep 22 2010 7:18 p The Mighty Warriors Acquired BenJarvus Green-Ellis NWE RB Owner  
 Thu., Sep 23 2010 2:35 p Doomsday II Released Brent Celek PHI TE Owner  
 Thu., Sep 23 2010 2:35 p Doomsday II Acquired Tony Gonzalez ATL TE Owner  
 Thu., Sep 23 2010 10:25 p Big Sexy Released Julian Edelman NWE WR Owner  
 Thu., Sep 23 2010 10:26 p Big Sexy Acquired Joshua Cribbs CLE WR Owner  
 Fri., Sep 24 2010 8:07 a The Mighty Warriors Released Neil Rackers HOU K Owner  
 Fri., Sep 24 2010 8:07 a The Mighty Warriors Acquired Louis Murphy OAK WR Owner  
 Fri., Sep 24 2010 8:17 a The Mighty Warriors Released C.J. Spiller BUF RB Owner  
 Fri., Sep 24 2010 8:18 a The Mighty Warriors Acquired Dustin Keller NYJ TE Owner  
 Fri., Sep 24 2010 8:54 a Roughriders Released Jerome Harrison PHI RB Owner  
 Fri., Sep 24 2010 8:54 a Roughriders Acquired Mike Nugent CIN K Owner  
 Fri., Sep 24 2010 11:12 a The Columbus Knights Released Kenny Britt TEN WR Owner  
 Fri., Sep 24 2010 11:12 a The Columbus Knights Acquired Mercedes Lewis JAC TE Owner  
 Sat., Sep 25 2010 9:30 p NO Mercy Released Dwayne Bowe KAN WR Owner  
 Sat., Sep 25 2010 9:30 p NO Mercy Acquired Neil Rackers HOU K Owner

## Week 4

Tue., Sep 28 2010 9:07 p NO Mercy Acquired Kyle Orton DEN QB Waiver Wire  
 Tue., Sep 28 2010 9:07 p Big Sexy Released Joshua Cribbs CLE WR Waiver Wire  
 Tue., Sep 28 2010 9:07 p NO Mercy Released Josh Freeman TAM QB Waiver Wire  
 Tue., Sep 28 2010 9:07 p The Columbus Knights Released T.J. Houshmandzadeh BAL WR Waiver Wire  
 Tue., Sep 28 2010 9:07 p The Columbus Knights Acquired Brandon Lloyd DEN WR Waiver Wire  
 Tue., Sep 28 2010 9:07 p Big Sexy Acquired Lance Moore NOR WR Waiver Wire  
 Wed., Sep 29 2010 6:42 p NO Mercy Released Brandon Jackson GNB RB Owner  
 Wed., Sep 29 2010 6:42 p NO Mercy Acquired C.J. Spiller BUF RB Owner  
 Wed., Sep 29 2010 6:54 p Roughriders Released Laurent Robinson STL WR Commissioner  
 Wed., Sep 29 2010 6:54 p Roughriders Acquired Jabar Gaffney DEN WR Commissioner  
 Wed., Sep 29 2010 8:45 p The Mighty Warriors Released Minnesota Vikings MIN Def/ST Owner  
 Wed., Sep 29 2010 8:46 p The Mighty Warriors Acquired Seattle Seahawks SEA Def/ST Owner  
 Wed., Sep 29 2010 8:46 p The Mighty Warriors Released Devin Hester CHI WR Owner  
 Wed., Sep 29 2010 8:46 p The Mighty Warriors Acquired Donald Brown IND RB Owner  
 Wed., Sep 29 2010 10:09 p The Mighty Warriors Released Donald Brown IND RB Owner  
 Wed., Sep 29 2010 10:09 p The Mighty Warriors Acquired Chris Ivory NOR RB Owner  
 Thu., Sep 30 2010 11:20 a Roughriders Released New Orleans Saints NOR Def/ST Owner  
 Thu., Sep 30 2010 11:20 a Roughriders Acquired Atlanta Falcons ATL Def/ST Owner  
 Thu., Sep 30 2010 8:32 p Roughriders Released Mike Tolbert SDG RB Owner  
 Thu., Sep 30 2010 8:32 p Roughriders Acquired Michael Crabtree SFO WR Owner  
 Fri., Oct 1 2010 7:19 a Roughriders Released David Akers PHI K Owner



# Harger Fantasy Football League

Fri., Oct 1 2010 7:20 a	Roughriders	Acquired	John Kuhn	GNB	RB	Owner
Fri., Oct 1 2010 3:00 p	The Mighty Warriors	Released	Chris Ivory	NOR	RB	Owner
Fri., Oct 1 2010 3:00 p	The Mighty Warriors	Acquired	Darius Heyward-Bey	OAK	WR	Owner
Sat., Oct 2 2010 8:27 a	The Mighty Warriors	Released	Darius Heyward-Bey	OAK	WR	Owner
Sat., Oct 2 2010 8:27 a	The Mighty Warriors	Acquired	Brian Hartline	MIA	WR	Owner
Sat., Oct 2 2010 8:42 a	NO Mercy	Released	Owen Daniels	HOU	TE	Owner
Sat., Oct 2 2010 8:42 a	NO Mercy	Acquired	Kansas City Chiefs	KAN	Def/ST	Owner
Sun., Oct 3 2010 12:26 a	The General	Released	Garrett Hartley	NOR	K	Owner
Sun., Oct 3 2010 12:26 a	The General	Acquired	Danny Woodhead	NWE	RB	Owner
Sun., Oct 3 2010 10:47 a	Roughriders	Released	Michael Crabtree	SFO	WR	Owner
Sun., Oct 3 2010 10:47 a	Roughriders	Acquired	Mike Hart	IND	RB	Owner
Sun., Oct 3 2010 11:10 a	Roughriders	Released	John Kuhn	GNB	RB	Owner
Sun., Oct 3 2010 11:10 a	Roughriders	Acquired	Kevin Smith	DET	RB	Owner

## Week 5

Tue., Oct 5 2010 9:07 p	NO Mercy	Acquired	Dwayne Bowe	KAN	WR	Waiver Wire
Tue., Oct 5 2010 9:07 p	Roughriders	Released	Mike Hart	IND	RB	Waiver Wire
Tue., Oct 5 2010 9:07 p	The General	Released	Reggie Bush	NOR	RB	Waiver Wire
Tue., Oct 5 2010 9:07 p	The General	Acquired	Mike Tolbert	SDG	RB	Waiver Wire
Tue., Oct 5 2010 9:07 p	NO Mercy	Released	C.J. Spiller	BUF	RB	Waiver Wire
Tue., Oct 5 2010 9:07 p	Roughriders	Acquired	Ryan Torain	WAS	RB	Waiver Wire
Wed., Oct 6 2010 6:38 p	Doomsday II	Released	Chris Chambers	KAN	WR	Owner
Wed., Oct 6 2010 6:38 p	Doomsday II	Acquired	Michael Bush	OAK	RB	Owner
Wed., Oct 6 2010 7:01 p	Roughriders	Released	Jacoby Jones	HOU	WR	Commissioner
Wed., Oct 6 2010 7:01 p	Roughriders	Acquired	Davone Bess	MIA	WR	Commissioner
Wed., Oct 6 2010 7:02 p	The General	Released	Miami Dolphins	MIA	Def/ST	Commissioner
Wed., Oct 6 2010 7:02 p	The General	Acquired	San Diego Chargers	SDG	Def/ST	Commissioner
Wed., Oct 6 2010 8:24 p	Roughriders	Released	Nate Washington	TEN	WR	Owner
Wed., Oct 6 2010 8:24 p	Roughriders	Acquired	Brandon Tate	NWE	WR	Owner
Thu., Oct 7 2010 8:27 a	The Mighty Warriors	Released	Brian Hartline	MIA	WR	Owner
Thu., Oct 7 2010 8:27 a	The Mighty Warriors	Acquired	C.J. Spiller	BUF	RB	Owner
Thu., Oct 7 2010 8:28 a	The Mighty Warriors	Released	Louis Murphy	OAK	WR	Owner
Thu., Oct 7 2010 8:28 a	The Mighty Warriors	Acquired	Zach Miller	OAK	TE	Owner
Thu., Oct 7 2010 8:56 a	The Mighty Warriors	Released	Seattle Seahawks	SEA	Def/ST	Owner
Thu., Oct 7 2010 8:56 a	The Mighty Warriors	Acquired	Reggie Bush	NOR	RB	Owner
Thu., Oct 7 2010 9:07 a	Roughriders	Released	Atlanta Falcons	ATL	Def/ST	Owner
Thu., Oct 7 2010 9:08 a	Roughriders	Acquired	St. Louis Rams	STL	Def/ST	Owner
Thu., Oct 7 2010 1:02 p	The Mighty Warriors	Released	Jay Cutler	CHI	QB	Owner
Thu., Oct 7 2010 1:02 p	The Mighty Warriors	Acquired	Carson Palmer	CIN	QB	Owner
Fri., Oct 8 2010 2:56 p	The Mighty Warriors	Released	Mario Manningham	NYG	WR	Owner
Fri., Oct 8 2010 2:56 p	The Mighty Warriors	Acquired	Atlanta Falcons	ATL	Def/ST	Owner
Fri., Oct 8 2010 6:53 p	The Feds	Released	Lawrence Tynes	NYG	K	Owner
Fri., Oct 8 2010 6:53 p	The Feds	Acquired	Matt Bryant	ATL	K	Owner
Fri., Oct 8 2010 7:00 p	The Feds	Released	Pierre Garcon	IND	WR	Owner
Fri., Oct 8 2010 7:00 p	The Feds	Acquired	Tony Moeaki	KAN	TE	Owner
Sat., Oct 9 2010 12:02 p	JJJammin-On-The-One	Released	Laurence Maroney	DEN	RB	Owner
Sat., Oct 9 2010 12:02 p	JJJammin-On-The-One	Acquired	Sebastian Janikowski	OAK	K	Owner
Sat., Oct 9 2010 12:03 p	JJJammin-On-The-One	Released	Matt Hasselbeck	SEA	QB	Owner
Sat., Oct 9 2010 12:03 p	JJJammin-On-The-One	Acquired	San Francisco 49ers	SFO	Def/ST	Owner
Sat., Oct 9 2010 2:58 p	The General	Released	Clinton Portis	WAS	RB	Owner
Sat., Oct 9 2010 2:58 p	The General	Acquired	Greg Olsen	CHI	TE	Owner
Sun., Oct 10 2010 11:45 a	Big Sexy	Released	Jeff Reed	SFO	K	Owner
Sun., Oct 10 2010 11:45 a	Big Sexy	Acquired	Jason Hanson	DET	K	Owner

Tue., Oct 5 2010 2:22 p	The Mighty Warriors	Acquired	NO Mercy	Acquired	Trade
	Calvin Johnson, WR		Peyton Hillis, RB		

## Week 6

Tue., Oct 12 2010 9:07 p	The General	Acquired	Kenny Britt	TEN	WR	Waiver Wire
Tue., Oct 12 2010 9:07 p	Roughriders	Acquired	Danny Amendola	STL	WR	Waiver Wire
Tue., Oct 12 2010 9:07 p	The General	Released	Danny Woodhead	NWE	RB	Waiver Wire
Tue., Oct 12 2010 9:07 p	JJJammin-On-The-One	Acquired	Steve Johnson	BUF	WR	Waiver Wire



# Harger Fantasy Football League

Tue., Oct 12 2010 9:07 p	The Feds	Released	Mark Clayton	STL	WR	Waiver Wire
Tue., Oct 12 2010 9:07 p	JJJammin-On-The-One	Released	Steve Breaston	ARI	WR	Waiver Wire
Tue., Oct 12 2010 9:07 p	The Feds	Acquired	Michael Crabtree	SFO	WR	Waiver Wire
Tue., Oct 12 2010 9:07 p	Roughriders	Released	Tim Hightower	ARI	RB	Waiver Wire
Wed., Oct 13 2010 7:09 p	The Mighty Warriors	Released	Mason Crosby	GNB	K	Owner
Wed., Oct 13 2010 7:09 p	The Mighty Warriors	Acquired	Jeff Reed	SFO	K	Owner
Wed., Oct 13 2010 7:10 p	The Mighty Warriors	Released	Carson Palmer	CIN	QB	Owner
Wed., Oct 13 2010 7:10 p	The Mighty Warriors	Acquired	Dexter McCluster	KAN	WR	Owner
Wed., Oct 13 2010 7:14 p	The Mighty Warriors	Released	C.J. Spiller	BUF	RB	Owner
Wed., Oct 13 2010 7:14 p	The Mighty Warriors	Acquired	Deion Branch	NWE	WR	Owner
Wed., Oct 13 2010 7:17 p	The Mighty Warriors	Released	Dustin Keller	NYJ	TE	Owner
Wed., Oct 13 2010 7:17 p	The Mighty Warriors	Acquired	Brandon Jackson	GNB	RB	Owner
Wed., Oct 13 2010 7:18 p	The Mighty Warriors	Released	BenJarvus Green-Ellis	NWE	RB	Owner
Wed., Oct 13 2010 7:18 p	The Mighty Warriors	Acquired	Pierre Garcon	IND	WR	Owner
Wed., Oct 13 2010 7:34 p	The Mighty Warriors	Released	Pierre Garcon	IND	WR	Owner
Wed., Oct 13 2010 7:34 p	The Mighty Warriors	Acquired	Mike Hart	IND	RB	Owner
Wed., Oct 13 2010 9:18 p	The Mighty Warriors	Released	Mike Hart	IND	RB	Commissioner
Wed., Oct 13 2010 9:19 p	The Mighty Warriors	Acquired	Pierre Garcon	IND	WR	Commissioner
Wed., Oct 13 2010 9:19 p	The General	Released	Greg Olsen	CHI	TE	Commissioner
Wed., Oct 13 2010 9:19 p	The General	Acquired	Mike Hart	IND	RB	Commissioner
Wed., Oct 13 2010 11:18 p	Roughriders	Released	Kevin Smith	DET	RB	Owner
Wed., Oct 13 2010 11:18 p	Roughriders	Acquired	Josh Scobee	JAC	K	Owner
Thu., Oct 14 2010 6:22 a	JJJammin-On-The-One	Released	Jason Snelling	ATL	RB	Owner
Thu., Oct 14 2010 6:23 a	JJJammin-On-The-One	Acquired	Shaun Hill	DET	QB	Owner
Fri., Oct 15 2010 5:36 p	Roughriders	Acquired	Miami Dolphins	MIA	Def/ST	Owner
Fri., Oct 15 2010 5:36 p	Roughriders	Released	St. Louis Rams	STL	Def/ST	Owner
Sun., Oct 17 2010 8:21 a	NO Mercy	Acquired	Owen Daniels	HOU	TE	Owner
Sun., Oct 17 2010 8:21 a	NO Mercy	Released	Dwayne Bowe	KAN	WR	Owner
Sun., Oct 17 2010 11:30 a	JJJammin-On-The-One	Acquired	Mark Sanchez	NYJ	QB	Owner
Sun., Oct 17 2010 11:30 a	JJJammin-On-The-One	Released	Shaun Hill	DET	QB	Owner
Sun., Oct 17 2010 12:44 p	The General	Acquired	Aaron Hernandez	NWE	TE	Owner
Sun., Oct 17 2010 12:44 p	The General	Released	Jermichael Finley	GNB	TE	Owner
Sun., Oct 17 2010 12:54 p	The General	Acquired	Nate Washington	TEN	WR	Owner
Sun., Oct 17 2010 12:54 p	The General	Released	Derrick Mason	BAL	WR	Owner

## Week 7

Tue., Oct 19 2010 9:07 p	Pigskin Princess	Released	Devin Aromashodu	CHI	WR	Waiver Wire
Tue., Oct 19 2010 9:07 p	Roughriders	Acquired	Mike Williams	SEA	WR	Waiver Wire
Tue., Oct 19 2010 9:07 p	Roughriders	Released	Brandon Tate	NWE	WR	Waiver Wire
Tue., Oct 19 2010 9:07 p	The Feds	Released	Tony Moeaki	KAN	TE	Waiver Wire
Tue., Oct 19 2010 9:07 p	The Feds	Acquired	Dwayne Bowe	KAN	WR	Waiver Wire
Tue., Oct 19 2010 9:07 p	The Mighty Warriors	Released	Dexter McCluster	KAN	WR	Waiver Wire
Tue., Oct 19 2010 9:07 p	The Mighty Warriors	Acquired	Danario Alexander	STL	WR	Waiver Wire
Tue., Oct 19 2010 9:07 p	Pigskin Princess	Acquired	Derrick Mason	BAL	WR	Waiver Wire
Tue., Oct 19 2010 9:43 p	The General	Acquired	Patrick Crayton	SDG	WR	Commissioner
Tue., Oct 19 2010 9:43 p	The General	Released	Nate Washington	TEN	WR	Commissioner
Wed., Oct 20 2010 7:21 p	Pigskin Princess	Released	David Garrard	JAC	QB	Owner
Wed., Oct 20 2010 7:21 p	Pigskin Princess	Acquired	Jay Cutler	CHI	QB	Owner
Wed., Oct 20 2010 7:23 p	The Mighty Warriors	Acquired	Chris Ivory	NOR	RB	Owner
Wed., Oct 20 2010 7:23 p	The Mighty Warriors	Released	Reggie Bush	NOR	RB	Owner
Wed., Oct 20 2010 7:23 p	The Mighty Warriors	Released	Brandon Jackson	GNB	RB	Owner
Wed., Oct 20 2010 7:23 p	The Mighty Warriors	Acquired	Danny Woodhead	NWE	RB	Owner
Wed., Oct 20 2010 7:24 p	The Mighty Warriors	Acquired	Heath Miller	PIT	TE	Owner
Wed., Oct 20 2010 7:24 p	The Mighty Warriors	Released	Dez Bryant	DAL	WR	Owner
Wed., Oct 20 2010 7:31 p	The Mighty Warriors	Released	Heath Miller	PIT	TE	Owner
Wed., Oct 20 2010 7:31 p	The Mighty Warriors	Acquired	James Starks	GNB	RB	Owner
Wed., Oct 20 2010 7:38 p	JJJammin-On-The-One	Released	Dallas Clark	IND	TE	Owner
Wed., Oct 20 2010 7:38 p	JJJammin-On-The-One	Acquired	Robert Meachem	NOR	WR	Owner
Wed., Oct 20 2010 7:58 p	JJJammin-On-The-One	Released	Mark Sanchez	NYJ	QB	Owner
Wed., Oct 20 2010 7:58 p	JJJammin-On-The-One	Acquired	Matt Cassel	KAN	QB	Owner
Wed., Oct 20 2010 8:03 p	JJJammin-On-The-One	Acquired	BenJarvus Green-Ellis	NWE	RB	Owner
Wed., Oct 20 2010 8:03 p	JJJammin-On-The-One	Released	San Francisco 49ers	SFO	Def/ST	Owner



# Harger Fantasy Football League

Wed., Oct 20 2010 8:06 p	Doomsday II	Released	Stephen Williams	ARI	WR	Owner
Wed., Oct 20 2010 8:06 p	Doomsday II	Acquired	Carson Palmer	CIN	QB	Owner
Wed., Oct 20 2010 8:07 p	Doomsday II	Released	Jonathan Stewart	CAR	RB	Owner
Wed., Oct 20 2010 8:07 p	Doomsday II	Acquired	Arizona Cardinals	ARI	Def/ST	Owner
Wed., Oct 20 2010 9:28 p	The General	Acquired	Ryan Succop	KAN	K	Owner
Wed., Oct 20 2010 9:28 p	The General	Released	San Diego Chargers	SDG	Def/ST	Owner
Thu., Oct 21 2010 6:21 p	The Columbus Knights	Released	Nate Kaeding	SDG	K	Commissioner
Thu., Oct 21 2010 6:21 p	The Columbus Knights	Acquired	Mason Crosby	GNB	K	Commissioner
Thu., Oct 21 2010 7:48 p	The Feds	Released	Demaryius Thomas	DEN	WR	Owner
Thu., Oct 21 2010 7:48 p	The Feds	Released	Chris Wells	ARI	RB	Owner
Thu., Oct 21 2010 7:48 p	The Feds	Acquired	Graham Gano	WAS	K	Owner
Thu., Oct 21 2010 7:48 p	The Feds	Acquired	Seattle Seahawks	SEA	Def/ST	Owner
Fri., Oct 22 2010 10:34 a	Roughriders	Released	Miami Dolphins	MIA	Def/ST	Owner
Fri., Oct 22 2010 10:34 a	Roughriders	Acquired	Washington Redskins	WAS	Def/ST	Owner
Fri., Oct 22 2010 6:21 p	NO Mercy	Released	Neil Rackers	HOU	K	Owner
Fri., Oct 22 2010 6:21 p	NO Mercy	Acquired	Dustin Keller	NYJ	TE	Owner
Sat., Oct 23 2010 6:45 p	The General	Released	Mike Hart	IND	RB	Owner
Sat., Oct 23 2010 6:45 p	The General	Acquired	Jonathan Stewart	CAR	RB	Owner
Sat., Oct 23 2010 7:10 p	The General	Released	Mike Tolbert	SDG	RB	Owner
Sat., Oct 23 2010 7:10 p	The General	Acquired	Derrick Ward	HOU	RB	Owner
Sat., Oct 23 2010 10:13 p	Big Sexy	Released	Chris Cooley	WAS	TE	Owner
Sat., Oct 23 2010 10:13 p	Big Sexy	Acquired	Josh Brown	STL	K	Owner
Sun., Oct 24 2010 12:44 p	The Mighty Warriors	Released	James Starks	GNB	RB	Owner
Sun., Oct 24 2010 12:44 p	The Mighty Warriors	Acquired	Neil Rackers	HOU	K	Owner
Sun., Oct 24 2010 12:54 p	The Mighty Warriors	Released	Jeff Reed	SFO	K	Owner
Sun., Oct 24 2010 12:54 p	The Mighty Warriors	Acquired	Garrett Hartley	NOR	K	Owner

## Week 8

Tue., Oct 26 2010 9:08 p	Doomsday II	Acquired	Brandon Pettigrew	DET	TE	Waiver Wire
Tue., Oct 26 2010 9:08 p	The Mighty Warriors	Acquired	Jon Kitna	DAL	QB	Waiver Wire
Tue., Oct 26 2010 9:08 p	Doomsday II	Released	Matt Prater	DEN	K	Waiver Wire
Tue., Oct 26 2010 9:08 p	JJJammin-On-The-One	Released	Brett Favre	MIN	QB	Waiver Wire
Tue., Oct 26 2010 9:08 p	JJJammin-On-The-One	Acquired	Ryan Fitzpatrick	BUF	QB	Waiver Wire
Tue., Oct 26 2010 9:08 p	The Mighty Warriors	Released	Tony Romo	DAL	QB	Waiver Wire
Wed., Oct 27 2010 7:07 p	The Feds	Released	Kevin Walter	HOU	WR	Owner
Wed., Oct 27 2010 7:07 p	The Feds	Acquired	Josh Freeman	TAM	QB	Owner
Wed., Oct 27 2010 7:15 p	The Feds	Released	Justin Forsett	SEA	RB	Owner
Wed., Oct 27 2010 7:15 p	The Feds	Acquired	Brandon Jackson	GNB	RB	Owner
Wed., Oct 27 2010 7:29 p	JJJammin-On-The-One	Released	Ricky Williams	MIA	RB	Owner
Wed., Oct 27 2010 7:29 p	JJJammin-On-The-One	Acquired	David Gettis	CAR	WR	Owner
Wed., Oct 27 2010 8:03 p	JJJammin-On-The-One	Released	Austin Collie	IND	WR	Owner
Wed., Oct 27 2010 8:03 p	JJJammin-On-The-One	Acquired	Dez Bryant	DAL	WR	Owner
Wed., Oct 27 2010 8:11 p	The Mighty Warriors	Released	Danario Alexander	STL	WR	Owner
Wed., Oct 27 2010 8:11 p	The Mighty Warriors	Acquired	James Jones	GNB	WR	Owner
Thu., Oct 28 2010 8:37 a	The Mighty Warriors	Released	Garrett Hartley	NOR	K	Owner
Thu., Oct 28 2010 8:37 a	The Mighty Warriors	Acquired	Dan Carpenter	MIA	K	Owner
Thu., Oct 28 2010 4:10 p	Roughriders	Released	Eddie Royal	DEN	WR	Owner
Thu., Oct 28 2010 4:10 p	Roughriders	Acquired	Mario Manningham	NYG	WR	Owner
Thu., Oct 28 2010 9:33 p	Pigskin Princess	Released	Jay Cutler	CHI	QB	Owner
Thu., Oct 28 2010 9:34 p	Pigskin Princess	Acquired	St. Louis Rams	STL	Def/ST	Owner
Sat., Oct 30 2010 5:48 p	Big Sexy	Released	Felix Jones	DAL	RB	Owner
Sat., Oct 30 2010 5:48 p	Big Sexy	Acquired	C.J. Spiller	BUF	RB	Owner

## Week 9

Tue., Nov 2 2010 9:07 p	JJJammin-On-The-One	Acquired	Darius Heyward-Bey	OAK	WR	Waiver Wire
Tue., Nov 2 2010 9:07 p	JJJammin-On-The-One	Released	Robert Meachem	NOR	WR	Waiver Wire
Tue., Nov 2 2010 9:07 p	NO Mercy	Acquired	LeGarrette Blount	TAM	RB	Waiver Wire
Tue., Nov 2 2010 9:07 p	The Mighty Warriors	Released	Chris Ivory	NOR	RB	Waiver Wire
Tue., Nov 2 2010 9:07 p	Doomsday II	Acquired	Jacob Tamme	IND	TE	Waiver Wire
Tue., Nov 2 2010 9:07 p	Doomsday II	Released	Carson Palmer	CIN	QB	Waiver Wire
Tue., Nov 2 2010 9:07 p	NO Mercy	Released	Kansas City Chiefs	KAN	Def/ST	Waiver Wire
Tue., Nov 2 2010 9:07 p	The Mighty Warriors	Acquired	Clinton Portis	WAS	RB	Waiver Wire



# Harger Fantasy Football League

Wed., Nov 3 2010 5:46 p	Roughriders	Released	Josh Scobee	JAC	K	Owner
Wed., Nov 3 2010 5:58 p	Roughriders	Released	Jabar Gaffney	DEN	WR	Owner
Wed., Nov 3 2010 6:14 p	JJJammin-On-The-One	Released	Fred Jackson	BUF	RB	Owner
Wed., Nov 3 2010 6:14 p	JJJammin-On-The-One	Acquired	Oakland Raiders	OAK	Def/ST	Owner
Wed., Nov 3 2010 6:16 p	Doomsday II	Released	Arizona Cardinals	ARI	Def/ST	Owner
Wed., Nov 3 2010 6:16 p	Doomsday II	Acquired	Tampa Bay Buccaneers	TAM	Def/ST	Owner
Wed., Nov 3 2010 6:18 p	JJJammin-On-The-One	Released	New England Patriots	NWE	Def/ST	Owner
Wed., Nov 3 2010 6:18 p	JJJammin-On-The-One	Released	David Gettis	CAR	WR	Owner
Wed., Nov 3 2010 6:18 p	JJJammin-On-The-One	Acquired	Nate Washington	TEN	WR	Owner
Wed., Nov 3 2010 6:32 p	Roughriders	Acquired	Mike Tolbert	SDG	RB	Owner
Wed., Nov 3 2010 6:33 p	Roughriders	Acquired	Chris Wells	ARI	RB	Owner
Wed., Nov 3 2010 6:35 p	Roughriders	Released	Ryan Mathews	SDG	RB	Owner
Wed., Nov 3 2010 6:35 p	Roughriders	Acquired	New Orleans Saints	NOR	Def/ST	Owner
Wed., Nov 3 2010 7:46 p	JJJammin-On-The-One	Acquired	Brandon Tate	NWE	WR	Owner
Wed., Nov 3 2010 8:01 p	The Mighty Warriors	Released	Deion Branch	NWE	WR	Owner
Wed., Nov 3 2010 8:01 p	The Mighty Warriors	Acquired	Steve Breaston	ARI	WR	Owner
Wed., Nov 3 2010 8:02 p	The Mighty Warriors	Released	Danny Woodhead	NWE	RB	Owner
Wed., Nov 3 2010 8:02 p	The Mighty Warriors	Acquired	Reggie Bush	NOR	RB	Owner
Wed., Nov 3 2010 8:03 p	The Mighty Warriors	Released	Zach Miller	OAK	TE	Owner
Wed., Nov 3 2010 8:03 p	The Mighty Warriors	Acquired	David Garrard	JAC	QB	Owner
Wed., Nov 3 2010 8:05 p	The Mighty Warriors	Released	Neil Rackers	HOU	K	Owner
Wed., Nov 3 2010 8:05 p	The Mighty Warriors	Acquired	David Akers	PHI	K	Owner
Wed., Nov 3 2010 8:14 p	The Mighty Warriors	Released	James Jones	GNB	WR	Owner
Wed., Nov 3 2010 8:14 p	The Mighty Warriors	Acquired	Sidney Rice	MIN	WR	Owner
Thu., Nov 4 2010 11:49 a	Pigskin Princess	Released	St. Louis Rams	STL	Def/ST	Owner
Thu., Nov 4 2010 11:49 a	Pigskin Princess	Acquired	Robbie Gould	CHI	K	Owner
Thu., Nov 4 2010 6:13 p	JJJammin-On-The-One	Released	Stephen Gostkowski	NWE	K	Owner
Thu., Nov 4 2010 6:13 p	JJJammin-On-The-One	Acquired	Matthew Stafford	DET	QB	Owner
Thu., Nov 4 2010 6:38 p	Doomsday II	Released	Kevin Kolb	PHI	QB	Owner
Thu., Nov 4 2010 6:38 p	Doomsday II	Acquired	Ryan Mathews	SDG	RB	Owner
Thu., Nov 4 2010 8:05 p	NO Mercy	Released	Ryan Longwell	MIN	K	Owner
Thu., Nov 4 2010 8:06 p	NO Mercy	Acquired	Neil Rackers	HOU	K	Owner
Thu., Nov 4 2010 8:15 p	NO Mercy	Released	Owen Daniels	HOU	TE	Owner
Thu., Nov 4 2010 8:15 p	NO Mercy	Acquired	James Jones	GNB	WR	Owner
Fri., Nov 5 2010 9:04 a	The Mighty Warriors	Released	David Akers	PHI	K	Owner
Fri., Nov 5 2010 9:04 a	The Mighty Warriors	Acquired	Todd Heap	BAL	TE	Owner
Fri., Nov 5 2010 5:41 p	Roughriders	Released	Danny Amendola	STL	WR	Owner
Fri., Nov 5 2010 5:41 p	Roughriders	Acquired	Javarris James	IND	RB	Owner
Fri., Nov 5 2010 6:37 p	Doomsday II	Released	Brandon Pettigrew	DET	TE	Owner
Fri., Nov 5 2010 6:37 p	Doomsday II	Acquired	Austin Collie	IND	WR	Owner
Sun., Nov 7 2010 12:00 p	The General	Released	Derrick Ward	HOU	RB	Owner
Sun., Nov 7 2010 12:00 p	The General	Acquired	Donald Brown	IND	RB	Owner

## Week 10

Tue., Nov 9 2010 9:07 p	NO Mercy	Released	Marshawn Lynch	SEA	RB	Waiver Wire
Tue., Nov 9 2010 9:07 p	The Feds	Released	Seattle Seahawks	SEA	Def/ST	Waiver Wire
Tue., Nov 9 2010 9:07 p	NO Mercy	Acquired	Jabar Gaffney	DEN	WR	Waiver Wire
Tue., Nov 9 2010 9:07 p	Roughriders	Released	Mike Williams	SEA	WR	Waiver Wire
Tue., Nov 9 2010 9:07 p	The Feds	Acquired	Arizona Cardinals	ARI	Def/ST	Waiver Wire
Tue., Nov 9 2010 9:07 p	Roughriders	Acquired	Nate Burleson	DET	WR	Waiver Wire
Tue., Nov 9 2010 9:07 p	JJJammin-On-The-One	Acquired	Brett Favre	MIN	QB	Waiver Wire
Tue., Nov 9 2010 9:07 p	JJJammin-On-The-One	Released	Matthew Stafford	DET	QB	Waiver Wire
Wed., Nov 10 2010 6:00 p	The Columbus Knights	Acquired	David Akers	PHI	K	Owner
Wed., Nov 10 2010 6:00 p	The Columbus Knights	Released	Jerricho Cotchery	NYJ	WR	Owner
Wed., Nov 10 2010 6:24 p	Doomsday II	Acquired	Mark Sanchez	NYJ	QB	Owner
Wed., Nov 10 2010 6:24 p	Doomsday II	Released	Austin Collie	IND	WR	Owner
Wed., Nov 10 2010 6:27 p	Doomsday II	Acquired	Willis McGahee	BAL	RB	Owner
Wed., Nov 10 2010 6:27 p	Doomsday II	Released	Pierre Thomas	NOR	RB	Owner
Wed., Nov 10 2010 7:15 p	The Mighty Warriors	Acquired	Carson Palmer	CIN	QB	Owner
Wed., Nov 10 2010 7:15 p	The Mighty Warriors	Released	Jon Kitna	DAL	QB	Owner
Wed., Nov 10 2010 7:16 p	The Mighty Warriors	Acquired	Jacoby Ford	OAK	WR	Owner
Wed., Nov 10 2010 7:16 p	The Mighty Warriors	Released	Todd Heap	BAL	TE	Owner



# Harger Fantasy Football League

Wed., Nov 10 2010 7:17 p	The Mighty Warriors	Acquired	Detroit Lions	DET	Def/ST	Owner
Wed., Nov 10 2010 7:17 p	The Mighty Warriors	Released	Atlanta Falcons	ATL	Def/ST	Owner
Wed., Nov 10 2010 7:19 p	The Mighty Warriors	Acquired	Lawrence Tynes	NYG	K	Owner
Wed., Nov 10 2010 7:19 p	The Mighty Warriors	Released	Carson Palmer	CIN	QB	Owner
Wed., Nov 10 2010 10:11 p	JJJammin-On-The-One	Acquired	Kansas City Chiefs	KAN	Def/ST	Owner
Wed., Nov 10 2010 10:11 p	JJJammin-On-The-One	Released	Darrius Heyward-Bey	OAK	WR	Owner
Wed., Nov 10 2010 10:14 p	JJJammin-On-The-One	Acquired	Billy Cundiff	BAL	K	Owner
Wed., Nov 10 2010 10:14 p	JJJammin-On-The-One	Released	Brandon Tate	NWE	WR	Owner
Thu., Nov 11 2010 7:45 a	Roughriders	Acquired	Mike Goodson	CAR	RB	Owner
Thu., Nov 11 2010 7:45 a	Roughriders	Released	Chris Wells	ARI	RB	Owner
Sun., Nov 14 2010 8:54 a	Roughriders	Acquired	Josh Scobee	JAC	K	Owner
Sun., Nov 14 2010 8:54 a	Roughriders	Released	Mike Nugent	CIN	K	Owner
Sun., Nov 14 2010 9:00 a	Roughriders	Acquired	Minnesota Vikings	MIN	Def/ST	Owner
Sun., Nov 14 2010 9:00 a	Roughriders	Released	Washington Redskins	WAS	Def/ST	Owner

## Week 11

Tue., Nov 16 2010 9:07 p	NO Mercy	Released	Dustin Keller	NYJ	TE	Waiver Wire
Tue., Nov 16 2010 9:07 p	The Mighty Warriors	Acquired	Fred Jackson	BUF	RB	Waiver Wire
Tue., Nov 16 2010 9:07 p	NO Mercy	Acquired	Austin Collie	IND	WR	Waiver Wire
Tue., Nov 16 2010 9:07 p	The Mighty Warriors	Released	Clinton Portis	WAS	RB	Waiver Wire
Wed., Nov 17 2010 6:15 p	JJJammin-On-The-One	Released	Billy Cundiff	BAL	K	Owner
Wed., Nov 17 2010 6:15 p	JJJammin-On-The-One	Acquired	Keiland Williams	WAS	RB	Owner
Wed., Nov 17 2010 6:16 p	JJJammin-On-The-One	Released	Brett Favre	MIN	QB	Owner
Wed., Nov 17 2010 6:16 p	JJJammin-On-The-One	Acquired	Mike Thomas	JAC	WR	Owner
Wed., Nov 17 2010 9:26 p	The General	Released	Ryan Succop	KAN	K	Owner
Wed., Nov 17 2010 9:26 p	The General	Acquired	Felix Jones	DAL	RB	Owner
Thu., Nov 18 2010 8:27 a	The Mighty Warriors	Released	Detroit Lions	DET	Def/ST	Owner
Thu., Nov 18 2010 8:27 a	The Mighty Warriors	Acquired	Mike Williams	SEA	WR	Owner
Thu., Nov 18 2010 8:32 a	The Mighty Warriors	Released	Jacoby Ford	OAK	WR	Owner
Thu., Nov 18 2010 8:32 a	The Mighty Warriors	Acquired	Zach Miller	OAK	TE	Owner
Thu., Nov 18 2010 3:00 p	The Mighty Warriors	Released	Dan Carpenter	MIA	K	Owner
Thu., Nov 18 2010 3:00 p	The Mighty Warriors	Acquired	Randy McMichael	SDG	TE	Owner
Fri., Nov 19 2010 9:16 a	Roughriders	Released	Minnesota Vikings	MIN	Def/ST	Owner
Fri., Nov 19 2010 9:16 a	Roughriders	Acquired	Seyi Ajirofutu	SDG	WR	Owner
Fri., Nov 19 2010 9:19 a	Roughriders	Released	Javarris James	IND	RB	Owner
Fri., Nov 19 2010 9:19 a	Roughriders	Acquired	Anthony Armstrong	WAS	WR	Owner
Fri., Nov 19 2010 3:14 p	Doomsday II	Released	DeAngelo Williams	CAR	RB	Owner
Fri., Nov 19 2010 3:14 p	Doomsday II	Acquired	Danny Amendola	STL	WR	Owner
Fri., Nov 19 2010 7:52 p	Big Sexy	Released	Jason Hanson	DET	K	Owner
Fri., Nov 19 2010 7:52 p	Big Sexy	Acquired	Shaun Suisham	PIT	K	Owner
Sun., Nov 21 2010 11:48 a	JJJammin-On-The-One	Released	Kansas City Chiefs	KAN	Def/ST	Owner
Sun., Nov 21 2010 11:48 a	JJJammin-On-The-One	Acquired	Shaun Hill	DET	QB	Owner

## Week 12

Tue., Nov 23 2010 9:07 p	NO Mercy	Acquired	Blair White	IND	WR	Waiver Wire
Tue., Nov 23 2010 9:07 p	The Mighty Warriors	Released	Randy McMichael	SDG	TE	Waiver Wire
Tue., Nov 23 2010 9:07 p	The Mighty Warriors	Acquired	Derek Hagan	NYG	WR	Waiver Wire
Tue., Nov 23 2010 9:07 p	NO Mercy	Released	Austin Collie	IND	WR	Waiver Wire
Tue., Nov 23 2010 9:07 p	JJJammin-On-The-One	Acquired	Jon Kitna	DAL	QB	Waiver Wire
Tue., Nov 23 2010 9:07 p	JJJammin-On-The-One	Released	Shaun Hill	DET	QB	Waiver Wire
Wed., Nov 24 2010 7:07 p	The General	Acquired	Danny Woodhead	NWE	RB	Owner
Wed., Nov 24 2010 7:07 p	The General	Released	Kenny Britt	TEN	WR	Owner
Wed., Nov 24 2010 7:21 p	NO Mercy	Acquired	Robert Meachem	NOR	WR	Owner
Wed., Nov 24 2010 7:21 p	NO Mercy	Released	Javon Ringer	TEN	RB	Owner
Thu., Nov 25 2010 6:58 a	The Mighty Warriors	Acquired	Billy Cundiff	BAL	K	Owner
Thu., Nov 25 2010 6:58 a	The Mighty Warriors	Released	Zach Miller	OAK	TE	Owner
Thu., Nov 25 2010 8:24 a	Roughriders	Acquired	Deion Branch	NWE	WR	Owner
Thu., Nov 25 2010 8:24 a	Roughriders	Released	Seyi Ajirofutu	SDG	WR	Owner

## Week 13

Tue., Nov 30 2010 9:07 p	The General	Released	Frank Gore	SFO	RB	Waiver Wire
--------------------------	-------------	----------	------------	-----	----	-------------



# Harger Fantasy Football League

Tue., Nov 30 2010 9:07 p	JJJammin-On-The-One	Released	Nate Washington	TEN	WR	Waiver Wire
Tue., Nov 30 2010 9:07 p	The General	Acquired	Brian Westbrook	SFO	RB	Waiver Wire
Tue., Nov 30 2010 9:07 p	JJJammin-On-The-One	Acquired	Chris Ivory	NOR	RB	Waiver Wire
Tue., Nov 30 2010 9:07 p	The Feds	Acquired	Toby Gerhart	MIN	RB	Waiver Wire
Tue., Nov 30 2010 9:07 p	The Feds	Released	Arizona Cardinals	ARI	Def/ST	Waiver Wire
Wed., Dec 1 2010 6:48 p	The Mighty Warriors	Released	Derek Hagan	NYG	WR	Owner
Wed., Dec 1 2010 6:48 p	The Mighty Warriors	Acquired	Tashard Choice	DAL	RB	Owner
Wed., Dec 1 2010 6:49 p	The Mighty Warriors	Released	Reggie Bush	NOR	RB	Owner
Wed., Dec 1 2010 6:49 p	The Mighty Warriors	Acquired	Ben Obomanu	SEA	WR	Owner
Wed., Dec 1 2010 6:50 p	The Mighty Warriors	Acquired	Jacoby Ford	OAK	WR	Owner
Wed., Dec 1 2010 6:50 p	The Mighty Warriors	Released	Mike Williams	SEA	WR	Owner
Wed., Dec 1 2010 6:50 p	The Mighty Warriors	Acquired	Nate Kaeding	SDG	K	Owner
Wed., Dec 1 2010 6:50 p	The Mighty Warriors	Released	Billy Cundiff	BAL	K	Owner
Wed., Dec 1 2010 6:51 p	The Mighty Warriors	Released	Tennessee Titans	TEN	Def/ST	Owner
Wed., Dec 1 2010 6:51 p	The Mighty Warriors	Acquired	San Diego Chargers	SDG	Def/ST	Owner
Wed., Dec 1 2010 6:56 p	The Mighty Warriors	Released	Steve Breaston	ARI	WR	Owner
Wed., Dec 1 2010 6:56 p	The Mighty Warriors	Acquired	Pierre Thomas	NOR	RB	Owner
Wed., Dec 1 2010 7:03 p	The Mighty Warriors	Released	Pierre Thomas	NOR	RB	Owner
Wed., Dec 1 2010 7:03 p	The Mighty Warriors	Acquired	Ricky Williams	MIA	RB	Owner
Wed., Dec 1 2010 7:26 p	The General	Released	Hakeem Nicks	NYG	WR	Owner
Wed., Dec 1 2010 7:26 p	The General	Acquired	Danario Alexander	STL	WR	Owner
Wed., Dec 1 2010 9:46 p	Doomsday II	Released	Willis McGahee	BAL	RB	Owner
Wed., Dec 1 2010 9:46 p	Doomsday II	Acquired	Seattle Seahawks	SEA	Def/ST	Owner
Fri., Dec 3 2010 2:29 p	The Mighty Warriors	Released	David Garrard	JAC	QB	Owner
Fri., Dec 3 2010 2:30 p	The Mighty Warriors	Acquired	Hakeem Nicks	NYG	WR	Owner
Fri., Dec 3 2010 8:43 p	Roughriders	Released	Anthony Armstrong	WAS	WR	Owner
Fri., Dec 3 2010 8:43 p	Roughriders	Acquired	Earl Bennett	CHI	WR	Owner
Fri., Dec 3 2010 8:47 p	Roughriders	Released	Visanthe Shiancoe	MIN	TE	Owner
Fri., Dec 3 2010 8:47 p	Roughriders	Acquired	Todd Heap	BAL	TE	Owner
Fri., Dec 3 2010 8:52 p	Roughriders	Released	Ben Roethlisberger	PIT	QB	Owner
Fri., Dec 3 2010 8:52 p	Roughriders	Acquired	Sam Bradford	STL	QB	Owner
Fri., Dec 3 2010 8:58 p	Roughriders	Released	Ryan Torain	WAS	RB	Owner
Fri., Dec 3 2010 8:58 p	Roughriders	Acquired	Brian Hartline	MIA	WR	Owner
Fri., Dec 3 2010 9:01 p	Roughriders	Released	Josh Scobee	JAC	K	Owner
Fri., Dec 3 2010 9:01 p	Roughriders	Acquired	Garrett Hartley	NOR	K	Owner
Sun., Dec 5 2010 12:26 p	The Mighty Warriors	Released	Tashard Choice	DAL	RB	Owner
Sun., Dec 5 2010 12:27 p	The Mighty Warriors	Acquired	Visanthe Shiancoe	MIN	TE	Owner

## Week 14

Tue., Dec 7 2010 9:07 p	JJJammin-On-The-One	Acquired	David Buehler	DAL	K	Waiver Wire
Tue., Dec 7 2010 9:07 p	JJJammin-On-The-One	Released	Dez Bryant	DAL	WR	Waiver Wire
Tue., Dec 7 2010 9:07 p	Roughriders	Acquired	Tashard Choice	DAL	RB	Waiver Wire
Tue., Dec 7 2010 9:07 p	Roughriders	Released	Todd Heap	BAL	TE	Waiver Wire
Wed., Dec 8 2010 10:04 p	NO Mercy	Acquired	Javon Ringer	TEN	RB	Owner
Wed., Dec 8 2010 10:04 p	NO Mercy	Released	Blair White	IND	WR	Owner
Wed., Dec 8 2010 10:09 p	NO Mercy	Acquired	Arizona Cardinals	ARI	Def/ST	Owner
Wed., Dec 8 2010 10:09 p	NO Mercy	Released	James Jones	GNB	WR	Owner
Wed., Dec 8 2010 11:07 p	The Mighty Warriors	Acquired	James Starks	GNB	RB	Owner
Wed., Dec 8 2010 11:07 p	The Mighty Warriors	Released	Ben Obomanu	SEA	WR	Owner
Wed., Dec 8 2010 11:10 p	The Mighty Warriors	Acquired	Kenny Britt	TEN	WR	Owner
Wed., Dec 8 2010 11:10 p	The Mighty Warriors	Released	Visanthe Shiancoe	MIN	TE	Owner
Thu., Dec 9 2010 12:12 a	The Mighty Warriors	Acquired	New England Patriots	NWE	Def/ST	Owner
Thu., Dec 9 2010 12:12 a	The Mighty Warriors	Released	Jacoby Ford	OAK	WR	Owner
Thu., Dec 9 2010 7:17 a	NO Mercy	Acquired	Owen Daniels	HOU	TE	Owner
Thu., Dec 9 2010 7:17 a	NO Mercy	Released	Arizona Cardinals	ARI	Def/ST	Owner
Thu., Dec 9 2010 11:30 a	Doomsday II	Acquired	Atlanta Falcons	ATL	Def/ST	Owner
Thu., Dec 9 2010 11:30 a	Doomsday II	Released	Seattle Seahawks	SEA	Def/ST	Owner
Thu., Dec 9 2010 11:10 p	JJJammin-On-The-One	Acquired	Ben Obomanu	SEA	WR	Owner
Thu., Dec 9 2010 11:10 p	JJJammin-On-The-One	Released	Keiland Williams	WAS	RB	Owner
Sat., Dec 11 2010 7:38 p	Roughriders	Acquired	Jacoby Ford	OAK	WR	Owner
Sat., Dec 11 2010 7:38 p	Roughriders	Released	Brian Hartline	MIA	WR	Owner
Sun., Dec 12 2010 12:46 p	The General	Acquired	Brandon Pettigrew	DET	TE	Owner





# Harger Fantasy Football League

Sun., Dec 12 2010 12:46 p	The General	Released	Aaron Hernandez	NWE	TE	Owner
Sun., Dec 12 2010 3:40 p	The Mighty Warriors	Acquired	Joel Dreessen	HOU	TE	Owner
Sun., Dec 12 2010 3:40 p	The Mighty Warriors	Released	Lawrence Tynes	NYG	K	Owner

## Week 15

Tue., Dec 14 2010 9:07 p	The Mighty Warriors	Acquired	David Garrard	JAC	QB	Waiver Wire
Tue., Dec 14 2010 9:07 p	The Mighty Warriors	Released	Joel Dreessen	HOU	TE	Waiver Wire
Tue., Dec 14 2010 9:07 p	JJJammin-On-The-One	Acquired	Ryan Torain	WAS	RB	Waiver Wire
Tue., Dec 14 2010 9:07 p	JJJammin-On-The-One	Released	Mike Thomas	JAC	WR	Waiver Wire
Tue., Dec 14 2010 9:07 p	Roughriders	Acquired	Tim Hightower	ARI	RB	Waiver Wire
Tue., Dec 14 2010 9:07 p	Roughriders	Released	Tashard Choice	DAL	RB	Waiver Wire
Wed., Dec 15 2010 8:30 p	JJJammin-On-The-One	Acquired	Arrelious Benn	TAM	WR	Owner
Wed., Dec 15 2010 8:30 p	JJJammin-On-The-One	Released	Steve Smith	NYG	WR	Owner
Wed., Dec 15 2010 11:57 p	The Mighty Warriors	Acquired	Dan Carpenter	MIA	K	Owner
Wed., Dec 15 2010 11:57 p	The Mighty Warriors	Released	James Starks	GNB	RB	Owner
Thu., Dec 16 2010 11:59 a	NO Mercy	Acquired	Josh Scobee	JAC	K	Owner
Thu., Dec 16 2010 11:59 a	NO Mercy	Released	Shonn Greene	NYJ	RB	Owner
Thu., Dec 16 2010 12:03 p	NO Mercy	Acquired	Seyi Ajiroutu	SDG	WR	Owner
Thu., Dec 16 2010 12:03 p	NO Mercy	Released	Javon Ringer	TEN	RB	Owner
Thu., Dec 16 2010 7:35 p	NO Mercy	Acquired	Arizona Cardinals	ARI	Def/ST	Owner
Thu., Dec 16 2010 7:35 p	NO Mercy	Released	Neil Rackers	HOU	K	Owner
Sat., Dec 18 2010 3:59 p	NO Mercy	Acquired	Austin Collie	IND	WR	Owner
Sat., Dec 18 2010 3:59 p	NO Mercy	Released	Jabar Gaffney	DEN	WR	Owner
Sun., Dec 19 2010 11:49 a	The General	Acquired	Nate Washington	TEN	WR	Owner
Sun., Dec 19 2010 11:49 a	The General	Released	Patrick Crayton	SDG	WR	Owner
Sun., Dec 19 2010 12:13 p	The General	Acquired	Rob Gronkowski	NWE	TE	Owner
Sun., Dec 19 2010 12:13 p	The General	Released	Brandon Pettigrew	DET	TE	Owner

## Week 16

Tue., Dec 21 2010 9:07 p	Roughriders	Acquired	Maurice Morris	DET	RB	Waiver Wire
Tue., Dec 21 2010 9:07 p	Roughriders	Released	Tim Hightower	ARI	RB	Waiver Wire
Tue., Dec 21 2010 9:07 p	The Mighty Warriors	Acquired	Derrick Ward	HOU	RB	Waiver Wire
Tue., Dec 21 2010 9:07 p	The Mighty Warriors	Released	Ricky Williams	MIA	RB	Waiver Wire
Tue., Dec 21 2010 9:07 p	JJJammin-On-The-One	Acquired	Tashard Choice	DAL	RB	Waiver Wire
Tue., Dec 21 2010 9:07 p	JJJammin-On-The-One	Released	Chris Ivory	NOR	RB	Waiver Wire
Tue., Dec 21 2010 9:07 p	NO Mercy	Acquired	Ben Roethlisberger	PIT	QB	Waiver Wire
Tue., Dec 21 2010 9:07 p	NO Mercy	Released	Kyle Orton	DEN	QB	Waiver Wire
Wed., Dec 22 2010 6:10 p	NO Mercy	Released	Austin Collie	IND	WR	Owner
Wed., Dec 22 2010 6:10 p	NO Mercy	Acquired	Andre Caldwell	CIN	WR	Owner
Wed., Dec 22 2010 6:15 p	NO Mercy	Released	Malcom Floyd	SDG	WR	Owner
Wed., Dec 22 2010 6:15 p	NO Mercy	Acquired	Brian Robiskie	CLE	WR	Owner
Thu., Dec 23 2010 7:44 a	The Mighty Warriors	Acquired	Pierre Thomas	NOR	RB	Owner
Thu., Dec 23 2010 7:44 a	The Mighty Warriors	Released	Fred Jackson	BUF	RB	Owner
Thu., Dec 23 2010 3:28 p	The Feds	Acquired	Aaron Hernandez	NWE	TE	Owner
Thu., Dec 23 2010 3:28 p	The Feds	Released	Terrell Owens	CIN	WR	Owner
Thu., Dec 23 2010 3:31 p	The Feds	Acquired	Benjamin Watson	CLE	TE	Owner
Thu., Dec 23 2010 3:31 p	The Feds	Released	Aaron Hernandez	NWE	TE	Owner
Thu., Dec 23 2010 3:34 p	The Feds	Acquired	Devin Hester	CHI	WR	Owner
Thu., Dec 23 2010 3:34 p	The Feds	Released	Graham Gano	WAS	K	Owner
Fri., Dec 24 2010 1:32 p	The Mighty Warriors	Acquired	Rashad Jennings	JAC	RB	Owner
Fri., Dec 24 2010 1:32 p	The Mighty Warriors	Released	Pierre Thomas	NOR	RB	Owner
Fri., Dec 24 2010 7:37 p	Roughriders	Acquired	Tennessee Titans	TEN	Def/ST	Owner
Fri., Dec 24 2010 7:37 p	Roughriders	Released	Nate Burleson	DET	WR	Owner
Fri., Dec 24 2010 7:38 p	Roughriders	Acquired	Seattle Seahawks	SEA	Def/ST	Owner
Fri., Dec 24 2010 7:38 p	Roughriders	Released	Tennessee Titans	TEN	Def/ST	Owner
Sat., Dec 25 2010 11:36 a	Doomsday II	Acquired	Marshawn Lynch	SEA	RB	Owner
Sat., Dec 25 2010 11:36 a	Doomsday II	Released	Tampa Bay Buccaneers	TAM	Def/ST	Owner
Sat., Dec 25 2010 2:00 p	NO Mercy	Acquired	James Jones	GNB	WR	Owner
Sat., Dec 25 2010 2:00 p	NO Mercy	Released	Seyi Ajiroutu	SDG	WR	Owner
Sat., Dec 25 2010 9:46 p	JJJammin-On-The-One	Acquired	Anthony Armstrong	WAS	WR	Owner
Sat., Dec 25 2010 9:47 p	JJJammin-On-The-One	Released	Arrelious Benn	TAM	WR	Owner
Sat., Dec 25 2010 9:47 p	JJJammin-On-The-One	Acquired	David Nelson	BUF	WR	Owner



# Harger Fantasy Football League

Sat., Dec 25 2010 9:47 p	JJJammin-On-The-One	Released	Ben Obomanu	SEA	WR	Owner
Sun., Dec 26 2010 12:19 p	The General	Acquired	Mike Thomas	JAC	WR	Owner
Sun., Dec 26 2010 12:19 p	The General	Released	Danario Alexander	STL	WR	Owner
Sun., Dec 26 2010 12:59 p	Pigskin Princess	Acquired	Kevin Walter	HOU	WR	Owner
Sun., Dec 26 2010 12:59 p	Pigskin Princess	Released	Lee Evans	BUF	WR	Owner

## Week 17

Thu., Dec 30 2010 9:07 p	The Mighty Warriors	Acquired	Jacoby Jones	HOU	WR	Owner
Thu., Dec 30 2010 9:07 p	The Mighty Warriors	Acquired	Tim Tebow	DEN	QB	Owner
Thu., Dec 30 2010 9:07 p	The Mighty Warriors	Released	Rashad Jennings	JAC	RB	Owner
Thu., Dec 30 2010 9:07 p	The Mighty Warriors	Released	David Garrard	JAC	QB	Owner
Fri., Dec 31 2010 12:18 a	JJJammin-On-The-One	Acquired	Jerome Simpson	CIN	WR	Owner
Fri., Dec 31 2010 12:18 a	JJJammin-On-The-One	Released	David Nelson	BUF	WR	Owner
Fri., Dec 31 2010 12:25 a	JJJammin-On-The-One	Acquired	Andre Roberts	ARI	WR	Owner
Fri., Dec 31 2010 12:25 a	JJJammin-On-The-One	Released	Anthony Armstrong	WAS	WR	Owner
Fri., Dec 31 2010 9:48 p	JJJammin-On-The-One	Acquired	Pierre Thomas	NOR	RB	Owner
Fri., Dec 31 2010 9:48 p	JJJammin-On-The-One	Released	Knowshon Moreno	DEN	RB	Owner
Fri., Dec 31 2010 9:49 p	JJJammin-On-The-One	Acquired	Kellen Winslow	TAM	TE	Owner
Fri., Dec 31 2010 9:49 p	JJJammin-On-The-One	Released	BenJarvus Green-Ellis	NWE	RB	Owner
Sat., Jan 1 2011 9:01 a	Roughriders	Acquired	Jerome Harrison	PHI	RB	Owner
Sat., Jan 1 2011 9:01 a	Roughriders	Released	Mike Tolbert	SDG	RB	Owner
Sat., Jan 1 2011 9:06 a	Roughriders	Acquired	Derek Hagan	NYG	WR	Owner
Sat., Jan 1 2011 9:06 a	Roughriders	Released	Davone Bess	MIA	WR	Owner
Sat., Jan 1 2011 10:16 a	NO Mercy	Acquired	Neil Rackers	HOU	K	Owner
Sat., Jan 1 2011 10:16 a	NO Mercy	Released	Josh Scobee	JAC	K	Owner
Sun., Jan 2 2011 11:54 a	JJJammin-On-The-One	Acquired	Joe Webb	MIN	QB	Owner
Sun., Jan 2 2011 11:54 a	JJJammin-On-The-One	Released	Ryan Fitzpatrick	BUF	QB	Owner
Sun., Jan 2 2011 11:56 a	JJJammin-On-The-One	Acquired	Joe McKnight	NYJ	RB	Owner
Sun., Jan 2 2011 11:56 a	JJJammin-On-The-One	Released	Pierre Thomas	NOR	RB	Owner
Sun., Jan 2 2011 12:25 p	JJJammin-On-The-One	Acquired	Chris Ivory	NOR	RB	Owner
Sun., Jan 2 2011 12:25 p	JJJammin-On-The-One	Released	LaDainian Tomlinson	NYJ	RB	Owner

## Offseason

## HARGER FANTASY FOOTBALL LEAGUE 2010

### Weekly Starting Points

Harger Fantasy Football League																				
	Owner	Points	Behind	Wk17	Wk16	Wk15	Wk14	Wk13	Wk12	Wk11	Wk10	Wk9	Wk8	Wk7	Wk6	Wk5	Wk4	Wk3	Wk2	Wk1
The Mighty Warriors	Mark Harger	1753.34		129.80	104.92	105.48	81.80	117.58	86.22	89.22	111.12	97.50	134.46	68.56	84.80	102.44	111.66	98.64	113.66	115.48
The Feds	Paul Harger	1507.06	-246.28	77.70	85.28	112.24	86.10	74.34	87.06	116.94	111.20	123.54	77.12	107.80	83.90	97.34	43.74	98.08	69.66	55.02
The Columbus Knights	Jamie Johnston	1492.06	-261.28	84.16	94.36	109.06	52.34	99.62	102.56	127.74	98.02	85.66	88.30	68.50	75.42	110.82	75.54	97.44	76.10	46.42
JJJammin-On-The-One	A.J. Harger	1452.76	-300.58	77.32	56.40	94.40	91.18	74.94	79.02	102.76	56.34	95.40	82.82	120.02	67.92	92.36	111.34	103.00	73.90	73.64
NO Mercy	Phillip Harger	1446.54	-306.80	68.12	71.44	78.32	92.14	74.80	84.60	105.02	97.34	106.50	64.30	71.24	57.76	133.64	82.84	88.60	78.86	91.02
Doomsday II	Tom Harger	1400.30	-353.04	103.04	73.42	73.06	108.18	98.30	59.44	110.42	88.26	80.30	82.94	87.36	91.40	65.88	82.62	77.72	62.80	55.16
Pigskin Princess	Leah Harger	1367.74	-385.60	61.92	58.10	100.30	75.02	80.18	68.02	80.36	92.06	74.38	66.64	72.94	102.20	83.24	89.28	69.14	89.18	104.78
The General	Matthew Harger	1333.34	-420.00	75.06	83.00	66.52	76.62	83.64	59.14	95.04	89.40	88.56	54.10	54.86	62.78	91.58	79.32	87.58	107.82	78.32
Big Sexy	Robin Lucas	1329.48	-423.86	62.86	83.86	80.06	77.26	84.20	74.50	117.54	66.60	77.06	60.82	81.88	83.48	58.76	80.18	76.50	88.00	75.92
Roughriders	Bryan Ferryman	1244.84	-508.50	67.94	65.38	69.58	96.14	69.22	105.08	62.48	81.88	66.12	46.90	91.24	80.58	61.76	52.70	83.70	92.76	51.38



## HFFL2010 Division

TEAM	W	L	T	PCT	PF	PA	DIVISION	STREAK
The Mighty Warriors	13	4	0	0.765	1753.34	1391.94	13 - 4 - 0	Won 6
The Feds	12	5	0	0.706	1507.06	1450.54	12 - 5 - 0	Won 3
JJJammin-On-The-One	11	6	0	0.647	1452.76	1254.08	11 - 6 - 0	Won 1
Doomsday II	9	8	0	0.529	1400.30	1454.18	9 - 8 - 0	Won 1
Pigskin Princess	9	8	0	0.529	1367.74	1420.72	9 - 8 - 0	Lost 2
The Columbus Knights	8	9	0	0.471	1492.06	1499.48	8 - 9 - 0	Won 2
NO Mercy	8	9	0	0.471	1446.54	1469.00	8 - 9 - 0	Lost 1
Roughriders	7	10	0	0.412	1244.84	1469.88	7 - 10 - 0	Lost 2
Big Sexy	5	12	0	0.294	1329.48	1464.42	5 - 12 - 0	Lost 3
The General	3	14	0	0.176	1333.34	1453.22	3 - 14 - 0	Lost 1

## Total Points

The Mighty Warriors	1753.34
The Feds	1507.06
The Columbus Knights	1492.06
JJJammin-On-The-One	1452.76
NO Mercy	1446.54
Doomsday II	1400.30
Pigskin Princess	1367.74
The General	1333.34
Big Sexy	1329.48
Roughriders	1244.84

## HARGER FANTASY FOOTBALL LEAGUE 2010

### Fantasy Points Allowed

TEAM	AVG	TOT	3WK	17	16	15	14	13	12	11	10	9	8	7	6	5	4	3	2	1
32. Denver	84.96	1359.38	272.44	92.22	82.50	97.72	78.54	60.94	109.42	99.22	110.96	bye	73.74	109.36	66.62	81.74	59.32	88.50	60.62	87.96
31. Houston	83.27	1332.36	229.00	60.40	82.72	85.88	75.20	94.78	18.72	94.40	105.38	93.00	82.22	bye	87.34	97.28	73.72	84.86	94.44	102.02
30. Jacksonville	81.58	1305.32	241.76	99.82	58.38	83.56	100.46	33.36	79.14	59.54	83.06	bye	86.06	93.32	84.74	79.70	91.08	89.94	112.96	70.20
29. Seattle	81.06	1297.00	222.14	31.40	117.58	73.16	93.20	49.76	111.52	112.68	71.18	114.60	107.70	34.78	66.70	bye	76.26	97.60	88.48	50.40
28. Dallas	79.76	1276.24	201.58	48.08	53.92	99.58	85.70	88.10	90.38	70.96	90.92	99.26	105.30	115.84	47.52	97.12	bye	60.14	83.58	39.84
27. Arizona	78.98	1263.62	236.02	90.64	83.94	61.44	43.44	57.08	74.16	81.92	104.04	104.44	81.82	67.28	bye	73.56	98.74	77.60	105.60	57.92
26. Washington	78.26	1252.12	227.08	62.22	65.76	99.10	68.54	72.24	54.78	60.88	141.62	bye	88.88	51.54	92.98	74.42	60.90	80.20	119.08	58.98
25. Buffalo	77.58	1241.32	237.40	82.96	93.30	61.14	25.54	89.18	73.04	78.02	67.82	69.82	65.68	100.50	bye	95.52	105.24	95.08	86.80	51.68
24. Philadelphia	73.90	1182.34	205.54	47.68	60.40	97.46	82.88	88.18	96.68	48.68	76.90	75.36	bye	95.14	68.40	84.66	56.40	31.60	98.40	73.52
23. Tennessee	73.18	1170.84	245.72	77.06	96.16	72.50	91.36	60.44	73.72	85.04	92.02	bye	91.10	59.34	33.06	109.94	82.64	72.74	21.62	52.10
22. Indianapolis	72.80	1164.78	226.30	74.10	74.34	77.86	91.26	79.08	63.60	83.84	70.08	80.02	58.94	bye	71.74	40.84	82.22	85.64	53.54	77.68
21. Oakland	72.61	1161.76	183.46	39.38	87.16	56.92	96.66	58.30	101.58	100.70	bye	60.04	29.52	54.22	74.24	103.44	92.78	59.98	51.88	94.96
20. Carolina	72.49	1159.80	212.78	85.74	85.30	41.74	80.48	71.16	70.50	79.14	91.94	90.92	62.94	67.34	bye	51.66	68.60	62.30	62.42	87.62
19. Detroit	72.05	1152.76	193.32	34.12	82.32	76.88	37.82	74.16	119.64	73.98	52.34	83.04	70.56	bye	75.48	45.90	66.54	71.44	103.36	85.18
18. New England	71.34	1141.52	169.68	47.00	36.24	86.44	28.98	38.16	78.80	105.54	94.78	80.36	76.00	64.84	79.80	bye	70.80	75.38	88.40	90.00
17. Cleveland	70.72	1131.56	234.94	110.50	57.38	67.06	55.08	52.72	58.40	78.06	92.06	61.16	bye	78.64	85.08	61.58	84.64	82.98	45.84	60.38
16. Cincinnati	69.78	1116.52	169.46	38.30	64.24	66.92	61.22	99.42	67.24	115.54	50.50	64.38	65.08	108.16	bye	71.26	66.46	40.22	42.46	95.12
15. St. Louis	69.20	1107.22	204.26	59.98	65.72	78.56	79.14	35.22	103.48	95.52	90.64	bye	38.66	65.08	62.76	94.22	37.76	63.54	67.16	69.78
14. New York Giants	69.18	1106.88	306.78	73.74	130.46	102.58	25.74	52.94	61.38	78.92	94.08	28.72	bye	92.74	77.22	37.84	21.42	79.82	97.90	51.38

**HARGER FANTASY FOOTBALL LEAGUE 2010**  
**Fantasy Points Allowed**

13. San Francisco	69.17	1106.70	218.78	50.68	72.88	95.22	72.50	101.32	32.74	59.12	69.54	bye	75.56	79.72	29.42	72.82	66.02	98.50	74.76	55.90
12. Kansas City	68.01	1088.18	176.14	71.30	60.60	44.24	89.34	37.48	66.48	68.40	120.16	62.06	57.92	63.48	100.90	61.86	bye	58.78	49.56	75.62
11. Minnesota	66.97	1071.46	222.90	69.82	64.52	88.56	72.48	38.52	50.44	98.94	87.18	54.74	77.80	79.70	71.20	66.24	bye	52.48	37.96	60.88
10. Atlanta	65.99	1055.84	172.32	53.18	71.48	47.66	44.18	72.72	75.86	66.72	75.70	62.36	bye	103.58	102.04	50.44	48.42	90.40	38.76	52.34
9. Tampa Bay	65.44	1047.06	175.26	56.28	38.60	80.38	76.72	71.20	75.66	25.82	46.84	78.90	85.70	59.74	100.02	71.16	bye	80.14	45.66	54.24
8. Miami	64.33	1029.26	250.64	116.04	75.78	58.82	42.94	54.58	54.88	51.34	51.52	86.36	53.44	66.08	74.42	bye	67.32	95.24	53.10	27.40
7. Baltimore	64.15	1026.32	181.30	57.10	45.12	79.08	106.12	56.82	47.58	51.58	89.24	46.64	bye	113.68	82.58	71.96	39.14	60.54	49.18	29.96
6. New York Jets	61.57	985.10	179.30	13.64	91.10	74.56	28.80	118.74	34.50	77.26	61.40	71.40	40.90	bye	67.76	61.46	52.52	92.22	52.22	46.62
5. Chicago	60.69	971.10	183.40	52.06	80.06	51.28	104.06	63.32	92.12	27.08	43.80	65.66	bye	52.10	69.98	25.94	60.20	69.54	76.96	36.94
4. New Orleans	59.96	959.42	191.80	67.70	39.22	84.88	55.94	80.46	84.22	78.04	bye	28.18	42.10	35.88	46.24	39.46	50.24	89.12	90.70	47.04
3. San Diego	59.66	954.58	205.36	71.30	98.86	35.20	11.52	72.48	61.30	53.68	bye	73.38	83.00	56.36	63.42	62.62	27.14	72.20	62.40	49.72
2. Green Bay	58.55	936.82	176.78	35.52	70.14	71.12	46.38	57.86	65.28	39.42	bye	40.52	43.04	65.28	80.34	74.08	90.64	63.64	22.00	71.56
1. Pittsburgh	55.37	885.86	116.58	43.70	18.48	54.40	30.22	54.54	62.50	28.82	110.30	67.12	71.70	65.78	59.24	bye	61.84	53.64	54.50	49.08